

## 市場在舊底部以上橫盤移動

2022/06/15

合約走勢					
	收盤	+/-	交易量	到期日	剩餘時間
單位	點數	點數	合約	日期	日
VN30F2112	1268.3	8.1	353,747	16/06	4
VN30F2201	1262.0	4.0	9588	21/07	39
VN30F2203	1265.0	-2.8	174	15/09	95
VN30F2206	1259.0	-1.0	191	15/12	186

源自 Bloomberg - YSVN

合約更改交易量和持倉量				
	交易量	+/-	OI	+/-
單位	合約	%		%
VN30F2112	353,747	6.3%	37,789	
VN30F2201	9,588	71.9%	3999	
VN30F2203	174	-30.1%	192	
VN30F2206	191	109.9%	321	

源自: Bloomberg - YSVN

合約的基差變動			
	基差	前一盤	+/-
單位	點數	點數	點數
VN30F2112	7.1	-0.6	7.8
VN30F2201	0.8	-0.6	1.5
VN30F2203	3.8	7.0	-3.1
VN30F2206	-2.2	-0.8	-1.3

源自: Bloomberg - YSVN

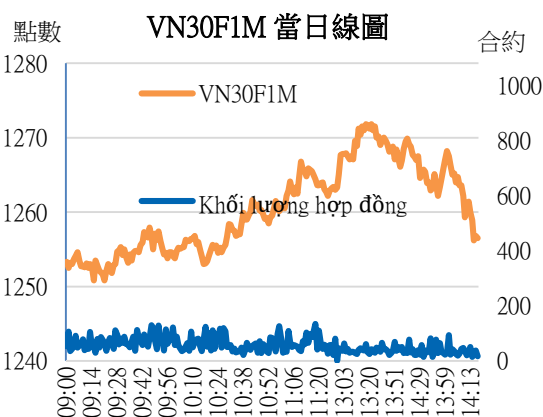
### 合約走勢

- 4 個期貨合約收盤分化，VN30F2206、VN30F2207 上漲 4-8 點。與 VN30-Index 相比，VN30F2206 的基差錄得 7 點的正數。
- VN30F2206 交易量比前一交易日增加 6%，VN30F2207 增加 72%，VN30F2209 減少 30%，VN30F2212 增加 110%。

### VN30F1M 的評估

- VN30F2206 在 1240-1250 點的舊底部以上橫盤整理，並在 78.6% 的斐波那契水平上收斂。布林帶正在橫盤整理，MACD 柱狀圖向下越過零數，顯示短期上漲趨勢正在回歸。當 VN30F2206 突破 1271 點時，則將確認上漲趨勢。
- 在日線圖上，短期趨勢轉為下跌，但價格走勢圖在 1238-1335 點處於橫盤整理的階段。

### 投資策略



Pham Tan Phat

高級分析專員

Email: [phat.pham@yuanta.com.vn](mailto:phat.pham@yuanta.com.vn)

Phone: (084) 28 3622 6868 ext 3880

當天策略 (Intraday)	投資者在價格突破 1273 點時開設多頭，停損於 1268 點，目標是 1280-1290 點。 空頭倉位考慮在 1270 點開設，停損於 1271 點，止盈在 1250 點。
主要短期趨勢策略 (Daily)	當價格在大寬幅內橫盤整理時，投資者保持觀察頭寸。

We Create Fortune

### VN30F1M 合約走勢圖

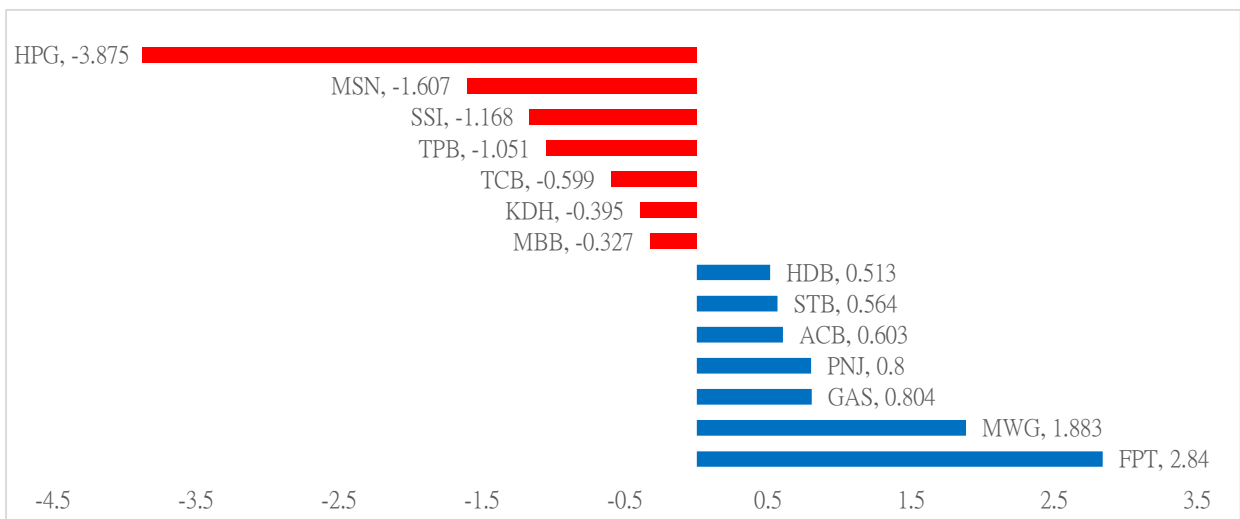


	VN30F2206-Daily	VN30F2206-1H
趨勢	下跌	下跌
支撐 1	1200	1255
支撐 2	1140	1238
阻力 1	1340	1273
阻力 2	1413	1288

### VN30-INDEX 指數走勢

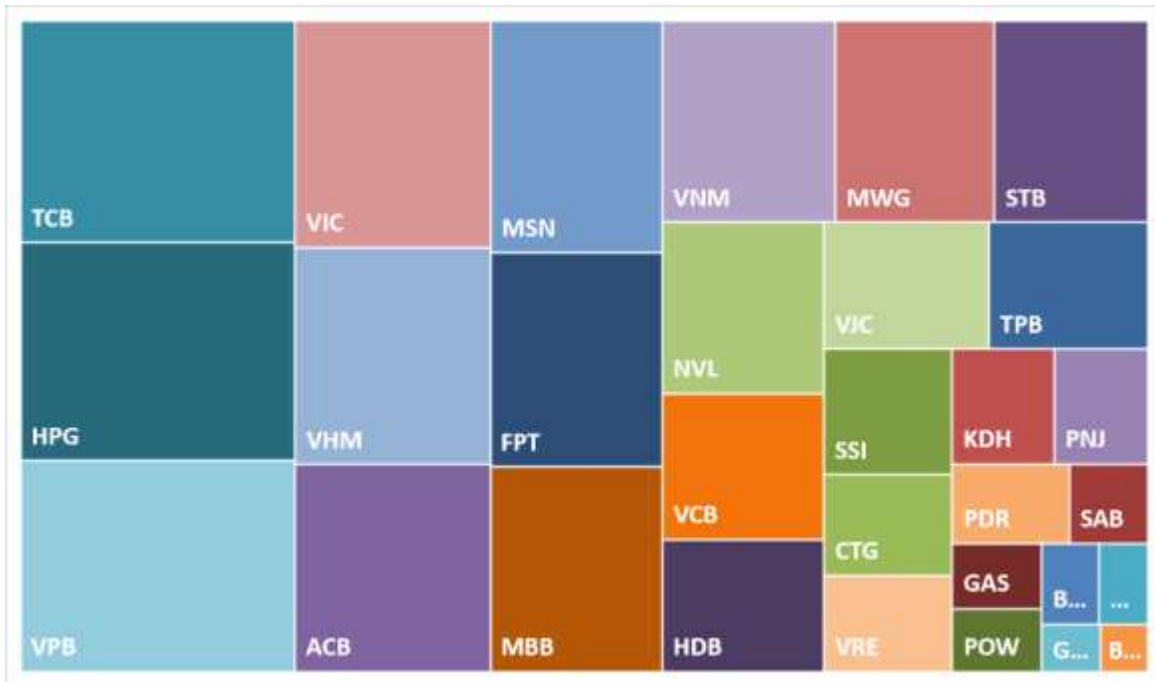
VN30-Index 收盤小幅上漲，其中 FPT、MWG 和 GAS 對指數的漲幅影響最大。相比之下，HPG、MSN 和 SSI 對指數的負面影響最大。

### VN30-INDEX 中最有影響力的成份股



We Create Fortune

### VN30-INDEX 中的資本化



### HPG 的走勢圖





We Create Fortune

期貨合約的價格，交易量和持倉量

日期	VN30F2110	交易量	持倉量
14/06/2022	1,268.3	353,747	37,789
13/06/2022	1,260.2	332,829	37,789
10/06/2022	1,311.1	232,693	34,399
09/06/2022	1,335.3	264,559	33,467
08/06/2022	1,333.0	267,430	34,012
07/06/2022	1,315.0	278,664	34,646
06/06/2022	1,318.5	233,565	30,306
03/06/2022	1,315.0	253,099	35,060

日期	VN30F2111	交易量	持倉量
14/06/2022	1262	9,588	3,999
13/06/2022	1258	5,578	3,999
10/06/2022	1310	1,399	1,882
09/06/2022	1336.1	791	1,456
08/06/2022	1331.4	1,417	1,305
07/06/2022	1311	1,125	884
06/06/2022	1317.2	339	595
03/06/2022	1314	408	553

日期	VN30F2112	交易量	持倉量
14/06/2022	1,265.0	174	192
13/06/2022	1,267.8	249	192
10/06/2022	1,310.9	99	207
09/06/2022	1,333.9	100	185
08/06/2022	1,329.6	161	175
07/06/2022	1,300.1	32	163
06/06/2022	1,315.5	42	167
03/06/2022	1,311.2	33	162

日期	VN30F2203	交易量	持倉量
14/06/2022	1259	191	321
13/06/2022	1260	91	321
10/06/2022	1312.5	249	285
09/06/2022	1332.7	115	285
08/06/2022	1331.5	123	255
07/06/2022	1298.3	444	250
06/06/2022	1313.1	47	205
03/06/2022	1313.6	454	197



We Create Fortune

VN30-INDEX 中的成分股

股碼	公司名稱	行業	比重	收盤價	資本化	PER	PBR	3個月平均交易量	外資持有	52週最高	52週最底
		單位	%	VND	Bil. VND	x	x	'000 cp	%	VND	VND
BID	越南投資與發展商業股份銀行	金融	0.5%	31,950	161,620	14.1	1.9	1,813	17%	49,950	30,055
KDH	Khang Dien 房屋貿易投資股份公司	房地產	1.4%	39,900	25,653	21.3	2.4	1,111	32%	57,500	34,800
CTG	越南工商股份銀行	金融	1.5%	25,250	121,345	9.9	1.2	4,857	26%	42,458	23,500
ACB	亞洲商業股份銀行	金融	5.7%	23,900	80,721	7.8	1.7	4,704	30%	30,560	22,000
PLX	越南油氣集團	能源	0.4%	42,000	53,365	21.5	2.1	1,652	17%	65,900	37,050
BVH	Bao Viet 集團	金融	0.3%	50,100	37,190	19.8	1.7	1,783	26%	70,000	47,000
FPT	FPT 發展投資工藝股份公司	科技	5.6%	86,200	94,564	20.1	4.9	2,787	49%	118,900	82,100
GAS	越南氣體總公司 - 股份公司	公用服務	0.9%	118,000	225,846	23.1	4.1	907	3%	132,500	85,000
POW	越南天然氣股份總公司	公用服務	0.7%	15,250	35,714	17.8	1.2	13,059	2%	20,800	9,980
HDB	胡志明市發展商業股份銀行	金融	2.9%	24,550	49,400	7.6	1.6	3,043	17%	33,950	21,500
HPG	Hoa Phat (和發) 集團股份公司	原材料	6.5%	31,800	142,239	4.3	1.4	19,733	21%	58,400	31,700
MBB	軍隊貿易股份銀行	金融	4.4%	25,650	96,914	7.1	1.5	10,524	23%	34,900	24,100
MSN	Masan 集團股份公司	必需消費品	5.1%	109,000	154,414	15.5	5.6	1,145	29%	145,833	85,700
MWG	世界移動通信投資股份公司	非必需消費品	6.0%	140,000	102,460	19.9	4.6	1,800	49%	162,800	90,667
NVL	Nova 房地產投資集團股份公司	房地產	4.3%	76,000	148,183	35.1	4.1	3,898	6%	94,351	72,500
PNJ	Phu Nhuan (富潤) 珠寶股份公司	非必需消費品	1.9%	112,300	27,218	20.6	3.4	1,097	49%	131,100	84,900
GVR	越南橡膠工業集團	原材料	0.3%	24,300	97,200	22.1	2.0	2,173	1%	43,300	21,000
PDR	Phat Dat 開發房地產股份公司	房地產	1.1%	50,000	33,582	18.0	4.6	3,379	2%	73,221	50,000
TPB	Tien Phong 股份商業銀行	金融	2.0%	27,650	43,736	8.4	1.6	3,593	30%	44,000	23,259
SAB	西貢啤酒 - 酒精 - 飲料股份公司	必需消費品	0.9%	153,000	98,116	25.6	4.6	189	63%	181,400	139,800
SSI	SSI 西貢證券股份公司	金融	1.5%	25,950	25,762	8.6	1.7	12,573	34%	57,700	25,050
STB	西貢商信銀行 (sacombank)	金融	3.1%	20,600	38,835	9.8	1.1	15,685	21%	36,700	18,600
TCB	越南技商股份銀行 (Techcombank)	金融	6.8%	36,000	126,393	6.6	1.3	6,720	22%	58,600	32,550
VCB	越南外商貿易股份銀行	金融	3.3%	76,400	361,564	15.7	3.1	1,092	24%	96,000	73,000
VHM	Vinhomes 股份公司	房地產	6.7%	66,000	287,388	7.5	2.2	4,144	23%	93,769	59,200
VIC	Vingroup 集團股份公司	房地產	7.9%	76,400	291,385	#N/A N/A	2.8	2,445	12%	109,600	72,700
VJC	Vietjet 越捷航空股份公司	工業	2.8%	124,900	67,647	345.5	4.0	760	17%	149,000	109,200
VNM	越南牛奶股份公司	必需消費品	4.6%	66,400	138,773	15.1	4.3	2,466	54%	93,500	65,200
VPB	Viet Nam Thinh Vuong (越南繁榮) 貿易股份銀行	金融	7.5%	28,750	127,807	7.4	1.5	15,311	17%	41,050	28,750
VRE	Vincom Retail 股份公司	房地產	2.0%	29,000	65,897	72.3	2.1	3,840	31%	37,000	25,100



We Create Fortune

## 元大證券（越南）公司

### 個人客戶分析部

**Nguyễn Thế Minh**  
研究分析經理  
+84 28 3622 6868 ext 3826  
minh.nguyen@yuanta.com.vn

**Lý Thị Hiền**  
研究分析主管  
+84 28 3622 6868 ext 3908  
hien.ly@yuanta.com.vn

**Quách Đức Khánh**  
研究分析副主管  
+84 28 3622 6868 ext 3833  
khanh.quach@yuanta.com.vn

**Khổng Hữu Hiệp**  
高級分析專員  
+84 28 3622 6868 ext 3912  
hiep.khong@yuanta.com.vn

**Nguyễn Trịnh Ngọc Hồng**  
高級分析專員  
+84 28 3622 6868 ext 3832  
hong.nguyen@yuanta.com.vn

**Phạm Tấn Phát**  
高級分析專員  
+84 28 3622 6868 ext 3880  
phat.pham@yuanta.com.vn

### 個人客戶業務部

**Phạm Đắc Thành**  
北部分行經理  
+84 28 3622 6868 ext 3416  
thanh.pham@yuanta.com.vn

**Võ Thị Thu Thủy**  
平陽分行經理  
+84 28 3622 6868 ext 3505  
thuy.vo@yuanta.com.vn

**Lương Kỳ Ty**  
堤岸分行經理  
+84 28 3622 6868 ext 3653  
ty.luong@yuanta.com.vn

**Bùi Quốc Phong**  
同奈分行經理  
+84 28 3622 6868 ext 3701  
phong.bui@yuanta.com.vn

**Võ Đình Tuấn**  
峴港分行經理  
+84 28 3622 6868 ext 3301  
tuan.vo@yuanta.com.vn

**Nguyễn Việt Quang**  
河內分行經理  
+84 28 3622 6868 ext 3404  
quang.nguyen@yuanta.com.vn

**Đinh Thị Thu Cúc**  
頭頓分行經理  
+84 28 3622 6868 ext 3203  
cuc.dinh@yuanta.com.vn



## Appendix A: Important Disclosures

### Analyst Certification

Each research analyst primarily responsible for the content of this research report, in whole or in part, certifies that with respect to each security or issuer that the analyst covered in this report: (1) all of the views expressed accurately reflect his or her personal views about those securities or issuers; and (2) no part of his or her compensation was, is, or will be, directly or indirectly, related to the specific recommendations or views expressed by that research analyst in the research report.

### Ratings Definitions

**BUY:** We have a positive outlook on the stock based on our expected absolute or relative return over the investment period. Our thesis is based on our analysis of the company's outlook, financial performance, catalysts, valuation and risk profile. We recommend investors add to their position.

**HOLD-Outperform:** In our view, the stock's fundamentals are relatively more attractive than peers at the current price. Our thesis is based on our analysis of the company's outlook, financial performance, catalysts, valuation and risk profile.

**HOLD-Underperform:** In our view, the stock's fundamentals are relatively less attractive than peers at the current price. Our thesis is based on our analysis of the company's outlook, financial performance, catalysts, valuation and risk profile.

**SELL:** We have a negative outlook on the stock based on our expected absolute or relative return over the investment period. Our thesis is based on our analysis of the company's outlook, financial performance, catalysts, valuation and risk profile. We recommend investors reduce their position.

**Under Review:** We actively follow the company, although our estimates, rating and target price are under review.

**Restricted:** The rating and target price have been suspended temporarily to comply with applicable regulations and/or Yuanta policies.

Note: Yuanta research coverage with a Target Price is based on an investment period of 12 months. Greater China Discovery Series coverage does not have a formal 12 months Target Price and the recommendation is based on an investment period specified by the analyst in the report.

### Global Disclaimer

© 2020 Yuanta. All rights reserved. The information in this report has been compiled from sources we believe to be reliable, but we do not hold ourselves responsible for its completeness or accuracy. It is not an offer to sell or solicitation of an offer to buy any securities. All opinions and estimates included in this report constitute our judgment as of this date and are subject to change without notice.

This report provides general information only. Neither the information nor any opinion expressed herein constitutes an offer or invitation to make an offer to buy or sell securities or other investments. This material is prepared for general circulation to clients and is not intended to provide tailored investment advice and does not take into account the individual financial situation and objectives of any specific person who may receive this report. Investors should seek financial advice regarding the appropriateness of investing in any securities, investments or investment strategies discussed or recommended in this report. The information contained in this report has been compiled from sources believed to be reliable but no representation or warranty, express or implied, is made as to its accuracy, completeness or correctness. This report is not (and should not be construed as) a solicitation to act as securities broker or dealer in any jurisdiction by any person or company that is not legally permitted to carry on such business in that jurisdiction.

Yuanta research is distributed in the United States only to Major U.S. Institutional Investors (as defined in Rule 15a-6 under the Securities Exchange Act of 1934, as amended and SEC staff interpretations thereof). All transactions by a US person in the securities mentioned in this report must be effected through a registered broker-dealer under Section 15 of the Securities Exchange Act of 1934, as amended. Yuanta research is distributed in Taiwan by Yuanta Securities Investment Consulting. Yuanta research is distributed in Hong Kong by Yuanta Securities (Hong Kong) Co. Limited, which is licensed in Hong Kong by the Securities and Futures Commission for regulated activities, including Type 4 regulated activity (advising on securities). In Hong Kong, this research report may not be redistributed, retransmitted or disclosed, in whole or in part or any form or manner, without the express written consent of Yuanta Securities (Hong Kong) Co. Limited.