

市場預期出現強勁復甦

2022/06/23

合約走勢					
單位	收盤	+/-	交易量	到期日	剩餘時間
VN30F2112	1216.0	-12.0	404,680	21/07	31
VN30F2201	1219.9	-4.9	536	18/08	59
VN30F2203	1219.6	-5.3	174	15/09	87
VN30F2206	1220.0	-4.4	166	15/12	178

源自 Bloomberg - YSVN

合約更改交易量和持倉量				
單位	交易量	+/-	OI	+/-
VN30F2112	404,680	-19.8%	41,048	
VN30F2201	536	-39.0%	277	
VN30F2203	174	23.4%	191	
VN30F2206	166	17.7%	477	

源自: Bloomberg - YSVN

合約的基差變動			
單位	基差	前一盤	+/-
VN30F2112	-11.2	3.5	-14.6
VN30F2201	-7.3	3.5	-10.7
VN30F2203	-7.6	0.4	-7.9
VN30F2206	-7.2	-0.1	-7.0

源自: Bloomberg - YSVN

合約走勢

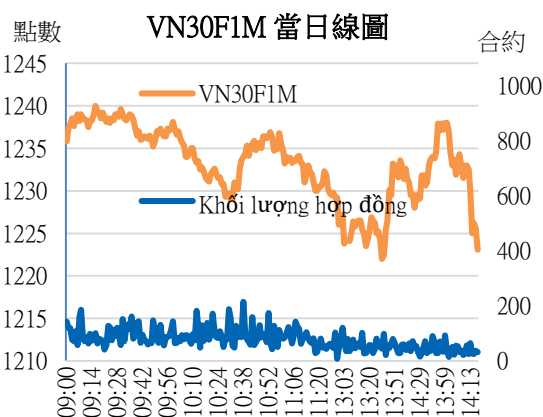
- 4 個期貨合約收跌 4-12 點。與 VN30-Index 相比，VN30F2207 的基差錄得負 11 點。
- VN30F2207 交易量比前一交易日減少 20%，VN30F2208 減少 39%，VN30F2209 增加 23%，VN30F2212 增加 18%。

VN30F1M 的評估

- VN30F2207 繼續下跌，但價格走勢圖在 1340 點下跌趨勢的最後階段。具體而言，從 1340 點開始的下跌趨勢呈 Z 字形 (A-B-C)，價格即將結束第 C 波。因此，1212-1215 點將是第 C 波的結束。同時，MACD 和 RSI 出現強勁的背離，顯示下个交易日可能會出現強勁復甦。
- 在日線圖上，短期趨勢仍維持短期下跌水平。

投資策略

當天策略 (Intraday)	投資者考慮在 1215-1216 點開設多頭，停損於 1212 點，止盈在 1240 點和 1250 點以上。
主要短期趨勢策略 (Daily)	投資者在 VN30F2207 建立支撐位時保持觀察頭寸。



Pham Tan Phat

高級分析專員

Email: phat.pham@yuanta.com.vn

Phone: (084) 28 3622 6868 ext 3880

We Create Fortune

VN30F1M 合約走勢圖

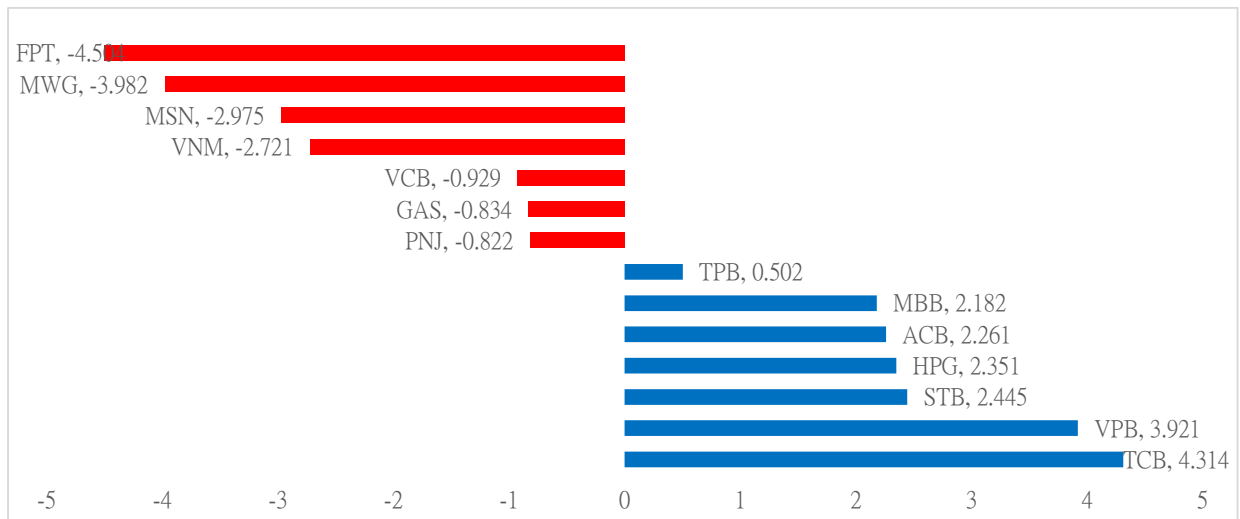


	VN30F2207-Daily	VN30F2207-1H
趨勢	下跌	下跌
支撐 1	1200	1212
支撐 2	1170	1200
阻力 1	1300	1240
阻力 2	1340	1250

VN30-INDEX 指數走勢

VN30-Index 收漲 0.22%，其中 TCB、VPB 和 STB 對指數的漲幅影響最大。相比之下，FPT、MWG 和 MSN 對指數的負面影響最大。

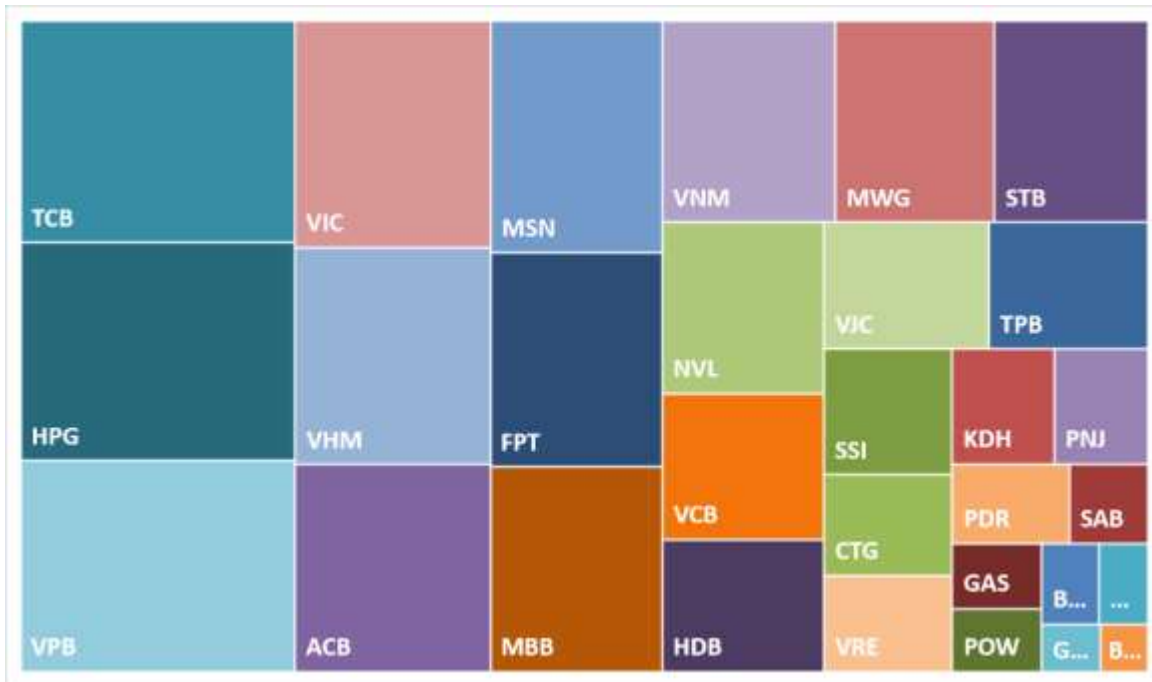
VN30-INDEX 中最有影響力的成份股





We Create Fortune

VN30-INDEX 中的資本化



TCB 的走勢圖





We Create Fortune

期貨合約的價格，交易量和持倉量

日期	VN30F2110	交易量	持倉量
22/06/2022	1,216.0	404,680	41,048
21/06/2022	1,228.0	504,864	41,048
20/06/2022	1,212.0	405,214	40,913
17/06/2022	1,245.2	455,234	32,548
16/06/2022	1,285.3	284,892	27,263
15/06/2022	1,251.3	357,051	27,263
14/06/2022	1,268.3	353,777	37,585
13/06/2022	1,260.2	332,829	37,789

日期	VN30F2111	交易量	持倉量
22/06/2022	1219.9	536	277
21/06/2022	1224.8	879	277
20/06/2022	1218	1,179	138
17/06/2022	1243.7	594	114
16/06/2022	1259.5	36,320	25,898
15/06/2022	1238.1	21,143	16,855
14/06/2022	1262	10,018	7,953
13/06/2022	1258	5,578	3,999

日期	VN30F2112	交易量	持倉量
22/06/2022	1,219.6	174	191
21/06/2022	1,224.9	141	191
20/06/2022	1,216.3	188	216
17/06/2022	1,240.0	276	219
16/06/2022	1,260.0	146	199
15/06/2022	1,233.9	97	199
14/06/2022	1,260.1	174	209
13/06/2022	1,267.8	249	192

日期	VN30F2203	交易量	持倉量
22/06/2022	1220	166	477
21/06/2022	1224.4	141	477
20/06/2022	1219.6	129	506
17/06/2022	1244	281	510
16/06/2022	1260	146	229
15/06/2022	1233.9	97	199
14/06/2022	1260.1	174	209
13/06/2022	1267.8	249	192



We Create Fortune

VN30-INDEX 中的成分股

股碼	公司名稱	行業	比重	收盤價	資本化	PER	PBR	3個月平均交易量	外資持有	52週最高	52週最低
		單位	%	VND	Bil. VND	x	x	'000 cp	%	VND	VND
BID	越南投資與發展商業股份銀行	金融	0.5%	29,500	149,226	13.0	1.7	1,802	17%	49,950	29,500
KDH	Khang Dien 房屋貿易投資股份公司	房地產	1.4%	38,550	24,785	20.5	2.4	1,106	32%	57,500	34,800
CTG	越南工商股份銀行	金融	1.4%	22,600	108,610	8.8	1.1	4,822	26%	42,458	22,600
ACB	亞洲商業股份銀行	金融	5.6%	22,900	77,343	7.4	1.6	4,665	30%	30,560	22,000
PLX	越南油氣集團	能源	0.4%	39,250	49,871	20.1	2.0	1,484	17%	65,900	37,050
BVH	Bao Viet 集團	金融	0.3%	50,400	37,413	19.9	1.7	1,864	26%	70,000	47,000
FPT	FPT 發展投資工藝股份公司	科技	7.4%	92,000	100,927	21.4	5.2	3,408	49%	99,083	69,333
GAS	越南氣體總公司 - 股份公司	公用服務	1.0%	124,700	238,670	24.4	4.4	964	3%	134,000	85,000
POW	越南天然氣股份總公司	公用服務	0.8%	15,000	35,128	17.5	1.2	14,371	2%	20,800	9,980
HDB	胡志明市發展商業股份銀行	金融	2.8%	23,750	47,790	7.4	1.5	3,003	17%	33,950	21,500
HPG	Hoa Phat (和發) 集團股份公司	原材料	5.9%	21,600	125,600	3.8	1.3	25,607	21%	44,923	21,600
MBB	軍隊貿易股份銀行	金融	4.0%	22,500	85,012	6.2	1.3	10,671	23%	34,900	21,850
MSN	Masan 集團股份公司	必需消費品	5.4%	111,000	158,033	15.8	5.7	1,139	29%	145,833	85,700
MWG	世界移動通信投資股份公司	非必需消費品	6.5%	73,900	108,168	21.0	4.8	3,829	49%	81,400	46,500
NVL	Nova 房地產投資集團股份公司	房地產	4.4%	75,500	147,208	34.8	4.0	3,806	6%	94,351	72,500
PNJ	Phu Nhuan (富潤) 珠寶股份公司	非必需消費品	2.1%	118,000	28,599	21.7	3.6	1,113	49%	131,100	84,900
GVR	越南橡膠工業集團	原材料	0.3%	21,800	87,200	19.8	1.8	2,205	1%	43,300	21,000
PDR	Phat Dat 開發房地產股份公司	房地產	1.1%	49,900	33,515	18.0	4.6	3,213	2%	73,221	48,200
TPB	Tien Phong 股份商業銀行	金融	1.9%	25,050	39,623	7.6	1.4	3,578	30%	44,000	23,259
SAB	西貢啤酒 - 酒精 - 飲料股份公司	必需消費品	0.9%	152,000	97,475	25.5	4.6	190	63%	181,400	139,800
SSI	SSI 西貢證券股份公司	金融	1.1%	19,200	19,061	6.4	1.3	13,139	34%	57,700	19,200
STB	西貢商信銀行 (sacombank)	金融	2.9%	18,850	35,536	9.0	1.0	15,503	21%	36,700	18,600
TCB	越南技商股份銀行 (Techcombank)	金融	6.5%	33,000	115,860	6.0	1.2	6,758	22%	58,600	32,550
VCB	越南外商貿易股份銀行	金融	3.4%	76,000	359,671	15.7	3.1	1,074	24%	96,000	73,000
VHM	Vinhomes 股份公司	房地產	6.7%	65,000	283,034	7.4	2.2	4,088	23%	93,769	59,200
VIC	Vingroup 集團股份公司	房地產	8.0%	75,600	288,334	#N/A N/A	2.8	2,387	12%	109,600	72,700
VJC	Vietjet 越捷航空股份公司	工業	2.9%	127,000	68,785	351.4	4.0	720	17%	149,000	109,200
VNM	越南牛奶股份公司	必需消費品	4.9%	69,000	144,207	15.7	4.5	2,480	54%	92,400	64,500
VPB	Viet Nam Thinh Vuong (越南繁榮) 貿易股份銀行	金融	7.2%	27,100	120,472	7.0	1.4	15,419	17%	41,050	26,500
VRE	Vincom Retail 股份公司	房地產	2.1%	28,700	65,216	71.6	2.1	3,587	31%	37,000	25,100



We Create Fortune

元大證券（越南）公司

個人客戶分析部

Nguyễn Thế Minh
研究分析經理
+84 28 3622 6868 ext 3826
minh.nguyen@yuanta.com.vn

Lý Thị Hiền
研究分析主管
+84 28 3622 6868 ext 3908
hien.ly@yuanta.com.vn

Quách Đức Khánh
研究分析副主管
+84 28 3622 6868 ext 3833
khanh.quach@yuanta.com.vn

Khổng Hữu Hiệp
高級分析專員
+84 28 3622 6868 ext 3912
hiep.khong@yuanta.com.vn

Nguyễn Trịnh Ngọc Hồng
高級分析專員
+84 28 3622 6868 ext 3832
hong.nguyen@yuanta.com.vn

Phạm Tấn Phát
高級分析專員
+84 28 3622 6868 ext 3880
phat.pham@yuanta.com.vn

個人客戶業務部

Phạm Đắc Thành
北部分行經理
+84 28 3622 6868 ext 3416
thanh.pham@yuanta.com.vn

Võ Thị Thu Thủy
平陽分行經理
+84 28 3622 6868 ext 3505
thuy.vo@yuanta.com.vn

Lương Kỳ Ty
堤岸分行經理
+84 28 3622 6868 ext 3653
ty.luong@yuanta.com.vn

Bùi Quốc Phong
同奈分行經理
+84 28 3622 6868 ext 3701
phong.bui@yuanta.com.vn

Võ Đình Tuấn
峴港分行經理
+84 28 3622 6868 ext 3301
tuan.vo@yuanta.com.vn

Nguyễn Việt Quang
河內分行經理
+84 28 3622 6868 ext 3404
quang.nguyen@yuanta.com.vn

Đinh Thị Thu Cúc
頭頓分行經理
+84 28 3622 6868 ext 3203
cuc.dinh@yuanta.com.vn



Appendix A: Important Disclosures

Analyst Certification

Each research analyst primarily responsible for the content of this research report, in whole or in part, certifies that with respect to each security or issuer that the analyst covered in this report: (1) all of the views expressed accurately reflect his or her personal views about those securities or issuers; and (2) no part of his or her compensation was, is, or will be, directly or indirectly, related to the specific recommendations or views expressed by that research analyst in the research report.

Ratings Definitions

BUY: We have a positive outlook on the stock based on our expected absolute or relative return over the investment period. Our thesis is based on our analysis of the company's outlook, financial performance, catalysts, valuation and risk profile. We recommend investors add to their position.

HOLD-Outperform: In our view, the stock's fundamentals are relatively more attractive than peers at the current price. Our thesis is based on our analysis of the company's outlook, financial performance, catalysts, valuation and risk profile.

HOLD-Underperform: In our view, the stock's fundamentals are relatively less attractive than peers at the current price. Our thesis is based on our analysis of the company's outlook, financial performance, catalysts, valuation and risk profile.

SELL: We have a negative outlook on the stock based on our expected absolute or relative return over the investment period. Our thesis is based on our analysis of the company's outlook, financial performance, catalysts, valuation and risk profile. We recommend investors reduce their position.

Under Review: We actively follow the company, although our estimates, rating and target price are under review.

Restricted: The rating and target price have been suspended temporarily to comply with applicable regulations and/or Yuanta policies.

Note: Yuanta research coverage with a Target Price is based on an investment period of 12 months. Greater China Discovery Series coverage does not have a formal 12 months Target Price and the recommendation is based on an investment period specified by the analyst in the report.

Global Disclaimer

© 2020 Yuanta. All rights reserved. The information in this report has been compiled from sources we believe to be reliable, but we do not hold ourselves responsible for its completeness or accuracy. It is not an offer to sell or solicitation of an offer to buy any securities. All opinions and estimates included in this report constitute our judgment as of this date and are subject to change without notice.

This report provides general information only. Neither the information nor any opinion expressed herein constitutes an offer or invitation to make an offer to buy or sell securities or other investments. This material is prepared for general circulation to clients and is not intended to provide tailored investment advice and does not take into account the individual financial situation and objectives of any specific person who may receive this report. Investors should seek financial advice regarding the appropriateness of investing in any securities, investments or investment strategies discussed or recommended in this report. The information contained in this report has been compiled from sources believed to be reliable but no representation or warranty, express or implied, is made as to its accuracy, completeness or correctness. This report is not (and should not be construed as) a solicitation to act as securities broker or dealer in any jurisdiction by any person or company that is not legally permitted to carry on such business in that jurisdiction.

Yuanta research is distributed in the United States only to Major U.S. Institutional Investors (as defined in Rule 15a-6 under the Securities Exchange Act of 1934, as amended and SEC staff interpretations thereof). All transactions by a US person in the securities mentioned in this report must be effected through a registered broker-dealer under Section 15 of the Securities Exchange Act of 1934, as amended. Yuanta research is distributed in Taiwan by Yuanta Securities Investment Consulting. Yuanta research is distributed in Hong Kong by Yuanta Securities (Hong Kong) Co. Limited, which is licensed in Hong Kong by the Securities and Futures Commission for regulated activities, including Type 4 regulated activity (advising on securities). In Hong Kong, this research report may not be redistributed, retransmitted or disclosed, in whole or in part or any form or manner, without the express written consent of Yuanta Securities (Hong Kong) Co. Limited.