

## 當日市場：流動性急劇下降


2022/06/10

### 市場走勢

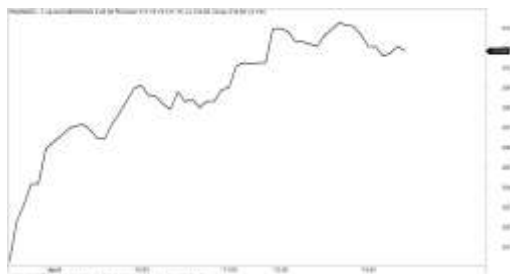
市場指數	VNI	HNI	UPCOM
收盤	1,307.80	312.74	94.89
%日	-0.01%	0.58%	-0.12%
%週	1.49%	0.31%	0.60%
%月	3.01%	-3.29%	-1.67%
%年	-1.88%	-1.30%	8.76%
<b>成交值(Bil.VND)</b>			
當日	12,659	2,142	1,220
日均量/週	15,404	2,324	1,437
日均量/月	15,299	1,888	982
<b>外資進出</b>			
買進	1,245.85	75.80	141.03
賣出	1,064.28	29.93	76.13
買賣超	181.57	45.87	64.90
<b>市場漲跌家數</b>			
上漲	185	84	168
下跌	161	100	144
持平	76	170	591
<b>市場指標</b>			
P/E	13.97	15.07	18.60
總市值 (兆盾)	5,221	366	1,301
股息殖利率	3.33%	3.23%	5.96%

資料源: Bloomberg - YSVN

VNINDEX



HNIINDEX



### 市場走勢

指數在整個交易日的大部分時間裡均上漲，但高價賣盤在收盤時強勁增加。VN-Index 小幅收跌 1307.8 點，HNX-Index 上漲 0.58%，Upcom -Index 下跌 0.12%。3 大市場的交易額錄得 14 兆 2,500 億越南盾。

鋼鐵和房地產股是當日的兩檔積極股，HPG (+2.7%)、NKG (+7%)、HSG (+6.2%) 和 DXG (+7%)、FLC (+6%)、VRE (+1.6%)、GVR (+1.5%) 積極上漲。與此同時，金融股再次分化，如 STB、ACB、BID 上漲，而 VPB、VCB、SSI、HDB 等股票下跌。

此外，電力股繼續吸引強勁的現金流，如 NT2 (+6.9%) 繼續上漲和創下 52 週新高。

外資在當日繼續買超超過 2,920 億越南盾。BSR (1,030 億)、STB (780 億)、PNJ (410 億) 在買超方面領先。另一方面，VHM (490 億)、VCB (450 億)、ACV (340 億) 被拋售最多的股票。

### 市場短期觀點

我們認為，VN-Index 可能會在下個交易日上漲和測試 1,315 - 1,328 點的阻力位。同時，市場出現快速退出短期調整階段的跡象，因此我們預計短期現金流在未來幾個交易日可能很快改善，但各類股票之間的現金流仍在分化。此外，我們評估短期風險仍然較低，市場可能僅會出現小幅調整。

大盤短期走勢仍為上漲。因此，我們建議短期投資者可以考慮在調整期間買進和增加股票比例。

請在 <https://ysradar.yuanta.com.vn/> 查看有關股票的信號。

We Create Fortune

技術分析圖



指數技術分析圖 VN-Index



指數技術分析圖 HNX-Index

指數	短期趨勢	中期趨勢	阻力區 1	阻力區 2	支撐區 1	支撐區 2
VN-Index	上漲	下跌	1393	1500	1310	1200
HNX-Index	上漲	下跌	470	500	300	180
VN30	上漲	下跌	1550	1570	1445	960
VNMidcaps	上漲	下跌	1,730	1800	1650	963
VNSmallcaps	上漲	下跌	1430	1450	1400	804

We Create Fortune

胡志明市交易所 (HSX)

	收盤	漲跌%
VNI	1307.8	-0.01%
VN30	1342.92	0.07%
VN Mid	1789.33	0.18%
VN Small	1707.3	0.45%

河內交易所 (HSX)

	收盤	漲跌%
HNI	312.74	0.58%
HN30	575.59	0.77%
VNX AllSh	1324.47	0.13%

UPCOM 市場 (UPCoM)

	收盤	漲跌%
UPCoM	94.89	-0.12%

外資交易	成交值 (BiL.VND)
買進	1245.85
賣出	1064.28
買超/賣超	181.57

外資交易	成交值 (BiL.VND)
買進	75.80
賣出	29.93
買超/賣超	45.87

外資交易	成交值 (BiL.VND)
買進	141.03
賣出	76.13
買超/賣超	64.90

上漲排名/ 股碼	漲跌(VND)	漲跌%
VGC	3100	6.97%
TLH	800	6.96%
NKG	1550	6.95%
NT2	1800	6.92%
DXG	1600	6.91%

上漲排名/ 股碼	漲跌(VND)	漲跌%
VGS	1500	6.82%
IDC	3300	6.21%
IPA	1900	6.19%
BNA	2000	6.06%
ART	200	3.77%

上漲排名/ 股碼	漲跌(VND)	漲跌%
TVN	588	5.88%
C4G	608	4.37%
GHC	1030	3.75%
CSI	1640	2.60%
BSR	740	2.36%

下跌排名/ 股碼	漲跌(VND)	漲跌%
TEG	-650	-5.49%
TNT	-550	-5.00%
YEG	-1300	-4.98%
CNG	-1600	-3.57%
BAF	-1000	-2.94%

下跌排名/ 股碼	漲跌(VND)	漲跌%
VC7	-500	-3.65%
L14	-3500	-1.92%
CEO	-600	-1.46%
SDA	-300	-1.41%
VCS	-1100	-1.25%

下跌排名/ 股碼	漲跌(VND)	漲跌%
SBS	-604	-5.03%
KLB	-700	-2.59%
MPC	-933	-1.86%
LTG	-741	-1.74%
FOC	-1969	-1.42%

\*備註: 市值>5,000 億盾; 成交值>15 億盾

市值排名/ 股碼	BiL.VND
VCB	374,815
VHM	298,274
VIC	297,868
GAS	246,708
BID	173,507

市值排名/ 股碼	BiL.VND
KSF	25,980
NVB	21,326
IDC	15,930
PVS	15,295
BAB	14,310

市值排名/ 股碼	BiL.VND
ACV	184,888
BSR	97,201
VGI	91,190
MCH	72,306
VEA	62,236

交易量排名/ 股碼	成交值	30 日均
HPG	27,419,900	21,983,235
POW	22,833,000	13,959,487
STB	19,691,900	19,507,630
NKG	13,549,900	6,496,748
SHB	13,252,900	9,973,991

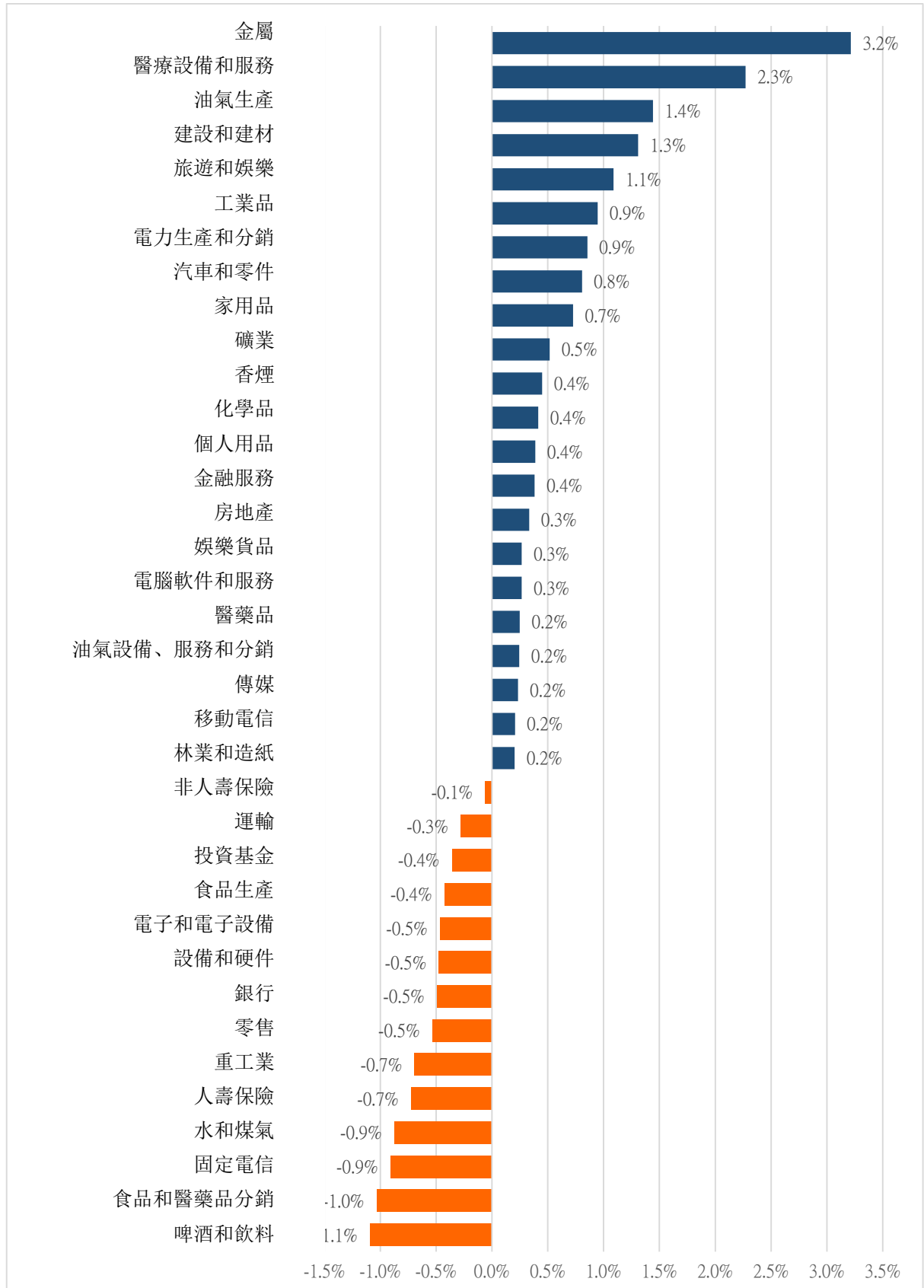
交易量排名/ 股碼	成交值	30 日均
THD	22,134,800	184,641
PVS	7,445,242	13,170,515
SHS	6,584,625	10,053,368
IDC	3,826,409	2,711,839
HUT	3,136,988	3,610,950

交易量排 名/股碼	成交值	30 日均
BSR	18,271,770	12,475,877
SBS	3,987,756	1,834,093
C4G	3,700,654	3,156,913
CQN	2,600,500	544
OIL	1,843,682	1,670,222

資料源: Bloomberg & Yuanta Research

We Create Fortune

## 各行業板塊的交易走勢

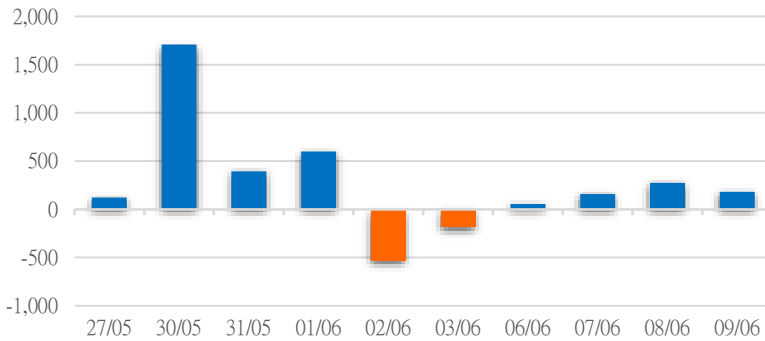


資料源: FiinPro - YSVN

We Create Fortune

## 外資買進賣統計

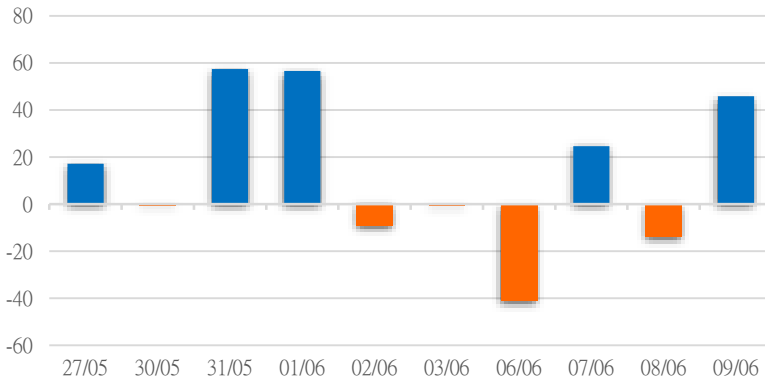
HSX 外資每日買/賣超



證券代碼	買超金額 (Mil.VND)	證券代碼	賣超金額 (Mil.VND)
STB	77,983	VHM	49,109
PNJ	40,549	VCB	44,593
DPM	37,764	VNM	28,204
FUEVFNVD	33,934	VIC	24,095
DXG	29,534	HDG	22,548

HSX 外資買/賣超的前 5 名

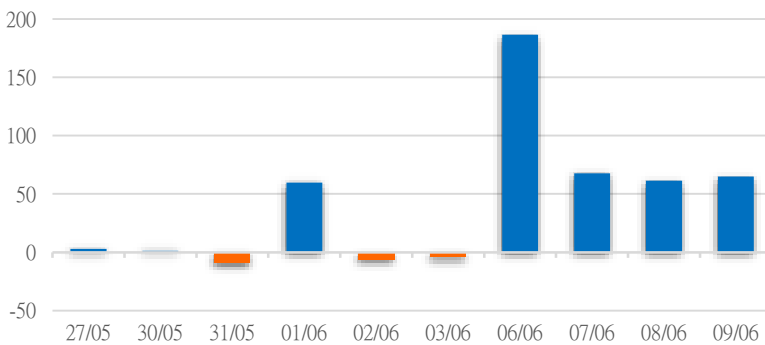
HNX 外資每日買/賣超



證券代碼	買超金額 (Mil.VND)	證券代碼	賣超金額 (Mil.VND)
SHS	38,413	PVS	3,536
IDC	14,650	BVS	2,292
TNG	4,990	LHC	1,958
PCG	373	PSD	1,613
TA9	241	PVG	1,317

HNX 外資買/賣超的前 5 名

UPCOM 外資每日買/賣超



證券代碼	買超金額 (Mil.VND)	證券代碼	賣超金額 (Mil.VND)
BSR	102,677	ACV	33,606
CLX	2,165	OIL	5,821
FOC	2,155	GHC	3,266
QNS	1,427	LTG	2,335
VTP	1,372	PVP	1,596

UPCOM 外資買/賣超的前 5 名

源: FiinPro - YSVN

We Create Fortune

## 自營統計

證券代碼	買超金額 (Mil.VND)	證券代碼	賣超金額 (Mil.VND)
MWG	21,789	NVL	16,186
DXG	20,435	VIC	7,893
IJC	7,828	NT2	7,188
NLG	7,763	HPG	6,500
ACB	7,081	VNM	4,646

HSX 自營交易最大前名

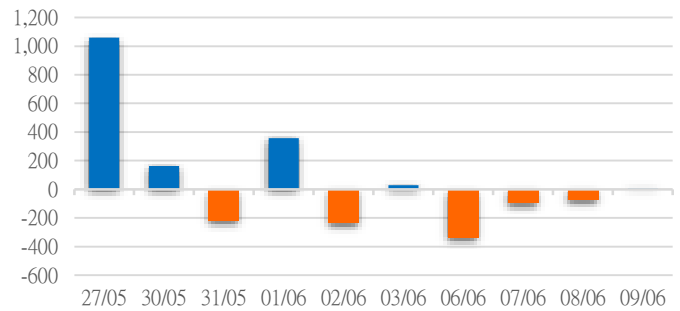
證券代碼	買超金額 (Mil.VND)	證券代碼	賣超金額 (Mil.VND)
DL1	1.28	TNG	977
MST	0.10		
LAS	0.03		

HNX 自營交易最大前名

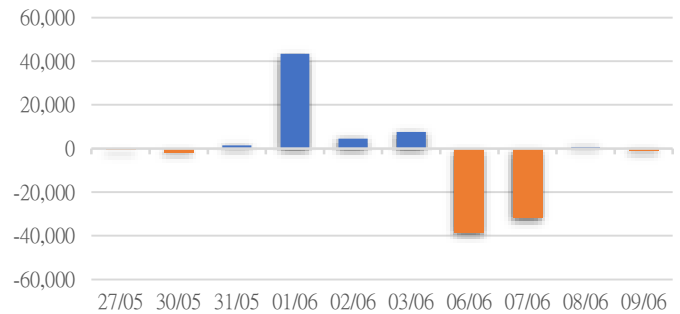
證券代碼	買超金額 (Mil.VND)	證券代碼	賣超金額 (Mil.VND)
ACV	27,958	BSR	9,720
		QTP	32

UPCoM 自營交易最大前名

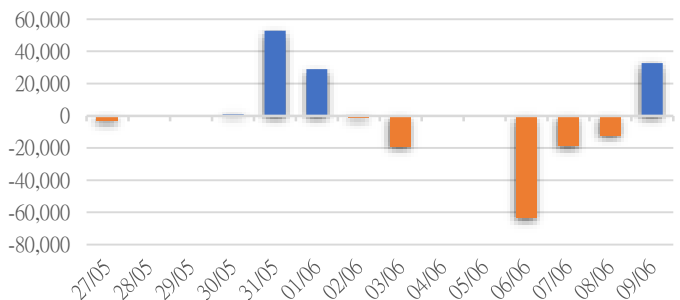
HSX 自營交易每日買/賣超  
(Bil.VND)



HNX 自營交易每日買/賣超  
(Bil.VND)



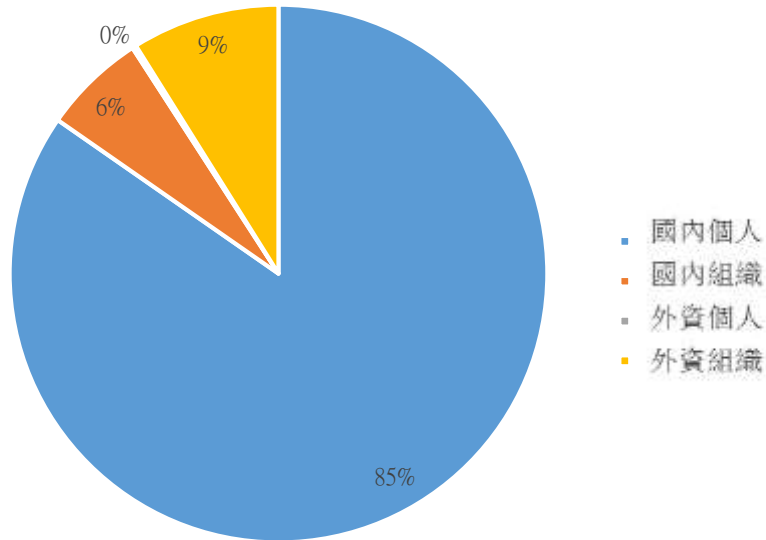
UPCoM 自營交易每日買/賣超  
(Bil.VND)





We Create **Fortune**

## 越南證券市場投資人類別統計

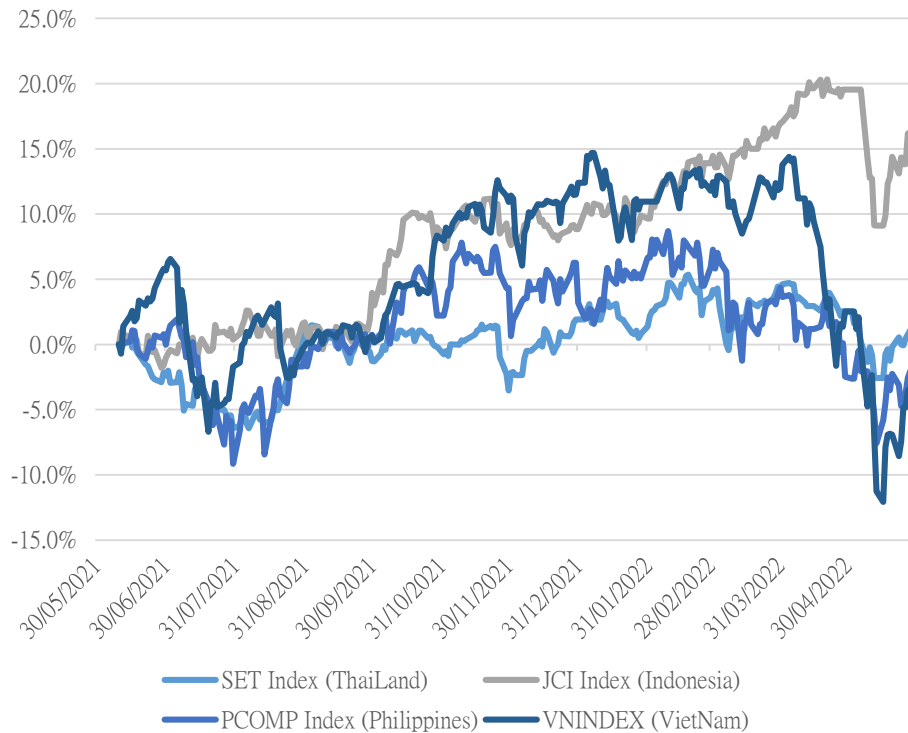


資料源: FiinPro - YSVN



We Create Fortune

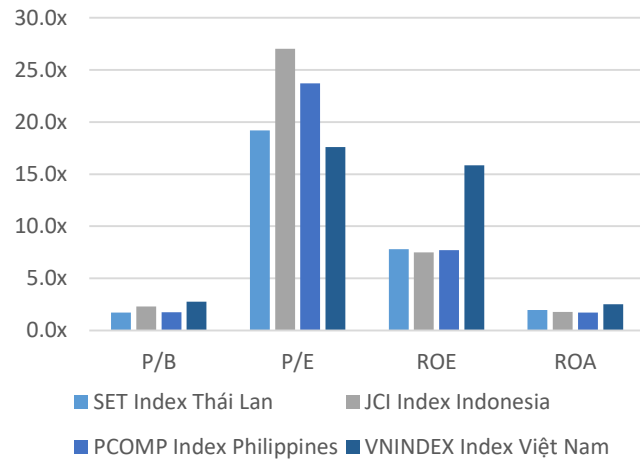
### 東南亞主要市場走勢比較



東南亞主要市場數據

		Thailand	Indonesia	Philippines	Vietnam
P/B		1.2x	2.1x	1.7x	2.2x
P/E		17.7x	3.45	19.4x	14.1x
ROE	%	9.18	13.00	8.96	15.83
ROA	%	2.33	3.34	2.03	2.60
Vốn hóa	Tỷ USD	562.87	644.52	177.22	223.70
GTGD	Triệu USD	1.46	1.08	0.07	0.67
LS cổ tức	%	2.73	2.45	1.93	1.37

源: Bloomberg & YSVN







We Create Fortune

## 元大證券（越南）公司

### 個人客戶分析部

**Nguyễn Thế Minh**  
研究分析經理  
+84 28 3622 6868 ext 3826  
minh.nguyen@yuanta.com.vn

**Lý Thị Hiền**  
研究分析主管  
+84 28 3622 6868 ext 3908  
hien.ly@yuanta.com.vn

**Quách Đức Khánh**  
研究分析副主管  
+84 28 3622 6868 ext 3833  
khanh.quach@yuanta.com.vn

**Khổng Hữu Hiệp**  
高級分析專員  
+84 28 3622 6868 ext 3912  
hiep.khong@yuanta.com.vn

**Nguyễn Trịnh Ngọc Hồng**  
高級分析專員  
+84 28 3622 6868 ext 3832  
hong.nguyen@yuanta.com.vn

**Phạm Tấn Phát**  
高級分析專員  
+84 28 3622 6868 ext 3880  
phat.pham@yuanta.com.vn

### 個人客戶業務部

**Phạm Đắc Thành**  
北部分行經理  
+84 28 3622 6868 ext 3416  
thanh.pham@yuanta.com.vn

**Võ Thị Thu Thủy**  
平陽分行經理  
+84 28 3622 6868 ext 3505  
thuy.vo@yuanta.com.vn

**Lương Kỳ Ty**  
堤岸分行經理  
+84 28 3622 6868 ext 3653  
ty.luong@yuanta.com.vn

**Bùi Quốc Phong**  
同奈分行經理  
+84 28 3622 6868 ext 3701  
phong.bui@yuanta.com.vn

**Võ Đình Tuấn**  
峴港分行經理  
+84 28 3622 6868 ext 3301  
tuan.vo@yuanta.com.vn

**Nguyễn Việt Quang**  
河內分行經理  
+84 28 3622 6868 ext 3404  
quang.nguyen@yuanta.com.vn

**Đinh Thị Thu Cúc**  
頭頓分行經理  
+84 28 3622 6868 ext 3203  
cuc.dinh@yuanta.com.vn

## Appendix A: Important Disclosures

### Analyst Certification

Each research analyst primarily responsible for the content of this research report, in whole or in part, certifies that with respect to each security or issuer that the analyst covered in this report: (1) all of the views expressed accurately reflect his or her personal views about those securities or issuers; and (2) no part of his or her compensation was, is, or will be, directly or indirectly, related to the specific recommendations or views expressed by that research analyst in the research report.

### Ratings Definitions

**BUY:** We have a positive outlook on the stock based on our expected absolute or relative return over the investment period. Our thesis is based on our analysis of the company's outlook, financial performance, catalysts, valuation and risk profile. We recommend investors add to their position.

**HOLD-Outperform:** In our view, the stock's fundamentals are relatively more attractive than peers at the current price. Our thesis is based on our analysis of the company's outlook, financial performance, catalysts, valuation and risk profile.

**HOLD-Underperform:** In our view, the stock's fundamentals are relatively less attractive than peers at the current price. Our thesis is based on our analysis of the company's outlook, financial performance, catalysts, valuation and risk profile.

**SELL:** We have a negative outlook on the stock based on our expected absolute or relative return over the investment period. Our thesis is based on our analysis of the company's outlook, financial performance, catalysts, valuation and risk profile. We recommend investors reduce their position.

**Under Review:** We actively follow the company, although our estimates, rating and target price are under review.

**Restricted:** The rating and target price have been suspended temporarily to comply with applicable regulations and/or Yuanta policies.

Note: Yuanta research coverage with a Target Price is based on an investment period of 12 months. Greater China Discovery Series coverage does not have a formal 12 month Target Price and the recommendation is based on an investment period specified by the analyst in the report.

### Global Disclaimer

© 2018 Yuanta. All rights reserved. The information in this report has been compiled from sources we believe to be reliable, but we do not hold ourselves responsible for its completeness or accuracy. It is not an offer to sell or solicitation of an offer to buy any securities. All opinions and estimates included in this report constitute our judgment as of this date and are subject to change without notice.

This report provides general information only. Neither the information nor any opinion expressed herein constitutes an offer or invitation to make an offer to buy or sell securities or other investments. This material is prepared for general circulation to clients and is not intended to provide tailored investment advice and does not take into account the individual financial situation and objectives of any specific person who may receive this report. Investors should seek financial advice regarding the appropriateness of investing in any securities, investments or investment strategies discussed or recommended in this report. The information contained in this report has been compiled from sources believed to be reliable but no representation or warranty, express or implied, is made as to its accuracy, completeness or correctness. This report is not (and should not be construed as) a solicitation to act as securities broker or dealer in any jurisdiction by any person or company that is not legally permitted to carry on such business in that jurisdiction.

Yuanta research is distributed in the United States only to Major U.S. Institutional Investors (as defined in Rule 15a-6 under the Securities Exchange Act of 1934, as amended and SEC staff interpretations thereof). All transactions by a US person in the securities mentioned in this report must be effected through a registered broker-dealer under Section 15 of the Securities Exchange Act of 1934, as amended. Yuanta research is distributed in Taiwan by Yuanta Securities Investment Consulting. Yuanta research is distributed in Hong Kong by Yuanta Securities (Hong Kong) Co. Limited, which is licensed in Hong Kong by the Securities and Futures Commission for regulated activities, including Type 4 regulated activity (advising on securities). In Hong Kong, this research report may not be redistributed, retransmitted or disclosed, in whole or in part or and any form or manner, without the express written