


市場走勢


市場指數	VNI	HNI	UPCOM
收盤	1,227.04	288.37	90.53
%日	-4.44%	-5.90%	-3.40%
%週	-4.88%	-6.01%	-3.59%
%月	3.74%	-4.64%	-3.29%
%年	-9.23%	-8.94%	1.80%
成交值(Bil.VND)			
當日	18,494	2,738	1,570
日均量/週	16,527	2,583	1,501
日均量/月	15,401	2,022	1,095
外資進出			
買進	1,366.47	15.62	106.60
賣出	1,548.61	10.59	5.08
買賣超	-182.14	5.03	101.53
市場漲跌家數			
上漲	34	17	52
下跌	364	215	261
持平	24	122	590
市場指標			
P/E	13.72	14.86	18.50
總市值 (兆盾)	5,127	361	1,294
股息殖利率	3.30%	3.33%	5.85%

資料源: Bloomberg - YSVN

VNINDEX



HNIINDEX



市場走勢

市場的所有主要指數均大幅下跌。其中，VN-Index 收於 1227.04 點，下跌 4.44%，HNX-Index 下跌 5.9%，Upcom-Index 下跌 3.4%。

3 大市場的交易額增加至 21 兆 4,190 億越南盾。

同步的 VN30-Index 大幅下跌 4.89%，如 CTG、GVR、SSI、TPB、VPB 等股票跌停，流動性增加。GAS (-0.6%)、POW (+1.7%) 是有需求更積極的兩檔股票。

電力股是當日的亮點，除了 POW，NT2 (+3%)、KHP (+2.3%) 均上漲。

外資在當日賣超超過 750 億越南盾。BSR (970 億)、GAS (710 億)、GMD (570 億) 在買超方面領先。另一方面，E1VFN30 (2,450 億)、DGC (420 億)、SSI (370 億) 被拋售最多的股票。

市場短期觀點

我們認為市場可能會出現復甦階段，VN-Index 在下個交易日可能重新測試 1,262 - 1,284 點的貼現缺口。同時，由於多檔股票確認短期下跌趨勢，短期風險增加，因此 VN-Index 的價格走勢圖可能會重新測試 1,155 點的舊底部。此外，短期情緒指標大幅下跌，顯示短期投資者應停止購買新股和重組投資組合。

大盤的短期走勢從上漲調整至下跌。因此，我們建議短期投資者可以考慮降低出現拋售信號和停止購買新股的股票比例。

請在 <https://ysradar.yuanta.com.vn/> 查看有關股票的信號。

We Create Fortune

技術分析圖



指數技術分析圖 VN-Index



指數技術分析圖 HNX-Index

指數	短期趨勢	中期趨勢	阻力區 1	阻力區 2	支撐區 1	支撐區 2
VN-Index	下跌	下跌	1393	1500	1310	1200
HNX-Index	下跌	下跌	470	500	300	180
VN30	下跌	下跌	1550	1570	1445	960
VNMidcaps	下跌	下跌	1,730	1800	1650	963
VNSmallcaps	下跌	下跌	1430	1450	1400	804

We Create Fortune

胡志明市交易所 (HSX)

	收盤	漲跌%
VNI	1227.04	-4.44%
VN30	1260.85	-4.89%
VN Mid	1652.51	-5.28%
VN Small	1569.13	-5.32%

河內交易所 (HSX)

	收盤	漲跌%
HNI	288.37	-5.90%
HN30	515.06	-7.66%
VNX AllSh	1236.26	-5.01%

UPCOM 市場 (UPCoM)

	收盤	漲跌%
UPCoM	90.53	-3.40%

外資交易	成交值 (BiL.VND)
買進	1366.47
賣出	1548.61
買超/賣超	-182.14

外資交易	成交值 (BiL.VND)
買進	15.62
賣出	10.59
買超/賣超	5.03

外資交易	成交值 (BiL.VND)
買進	106.60
賣出	5.08
買超/賣超	101.53

上漲排名/ 股碼	漲跌(VND)	漲跌%
VSH	1200	3.04%
NT2	800	3.02%
KHP	300	2.33%
POW	250	1.67%
EIB	500	1.64%

上漲排名/ 股碼	漲跌(VND)	漲跌%
CAP	-1000	-0.86%
DDG	-400	-1.02%
VC3	-700	-1.56%
THD	-700	-1.79%
KSF	-1800	-2.07%

上漲排名/ 股碼	漲跌(VND)	漲跌%
APF	122	0.18%
ACV	-578	-0.68%
VUA	-612	-1.34%
DVN	-332	-1.75%
NAB	-286	-1.89%

下跌排名/ 股碼	漲跌(VND)	漲跌%
APH	-1050	-7.00%
CII	-1400	-7.00%
DXS	-1400	-7.00%
PSH	-1050	-7.00%
PHR	-4900	-7.00%

下跌排名/ 股碼	漲跌(VND)	漲跌%
BNA	-3400	-10.00%
HUT	-3100	-10.00%
IDJ	-1800	-10.00%
PVC	-2300	-10.00%
TAR	-2900	-10.00%

下跌排名/ 股碼	漲跌(VND)	漲跌%
SGP	-2632	-9.89%
VNA	-3718	-9.46%
DRI	-1251	-8.81%
HTG	-3760	-8.81%
SBS	-1018	-8.70%

*備註：市值>5,000 億盾；成交值>15 億盾

市值排名/ 股碼	BiL.VND
VCB	367,717
VIC	297,487
VHM	297,403
GAS	227,186
BID	170,978

市值排名/ 股碼	BiL.VND
KSF	26,100
NVB	21,103
IDC	16,350
BAB	14,385
PVS	14,196

市值排名/ 股碼	BiL.VND
ACV	184,190
BSR	96,150
VGI	90,106
MCH	72,175
VEA	61,844

交易量排名/ 股碼	成交值	30 日均
POW	40,895,700	14,967,400
VPB	21,654,500	10,956,143
HPG	21,236,000	21,828,391
SSI	20,886,700	18,284,548
MBB	18,245,300	7,363,774

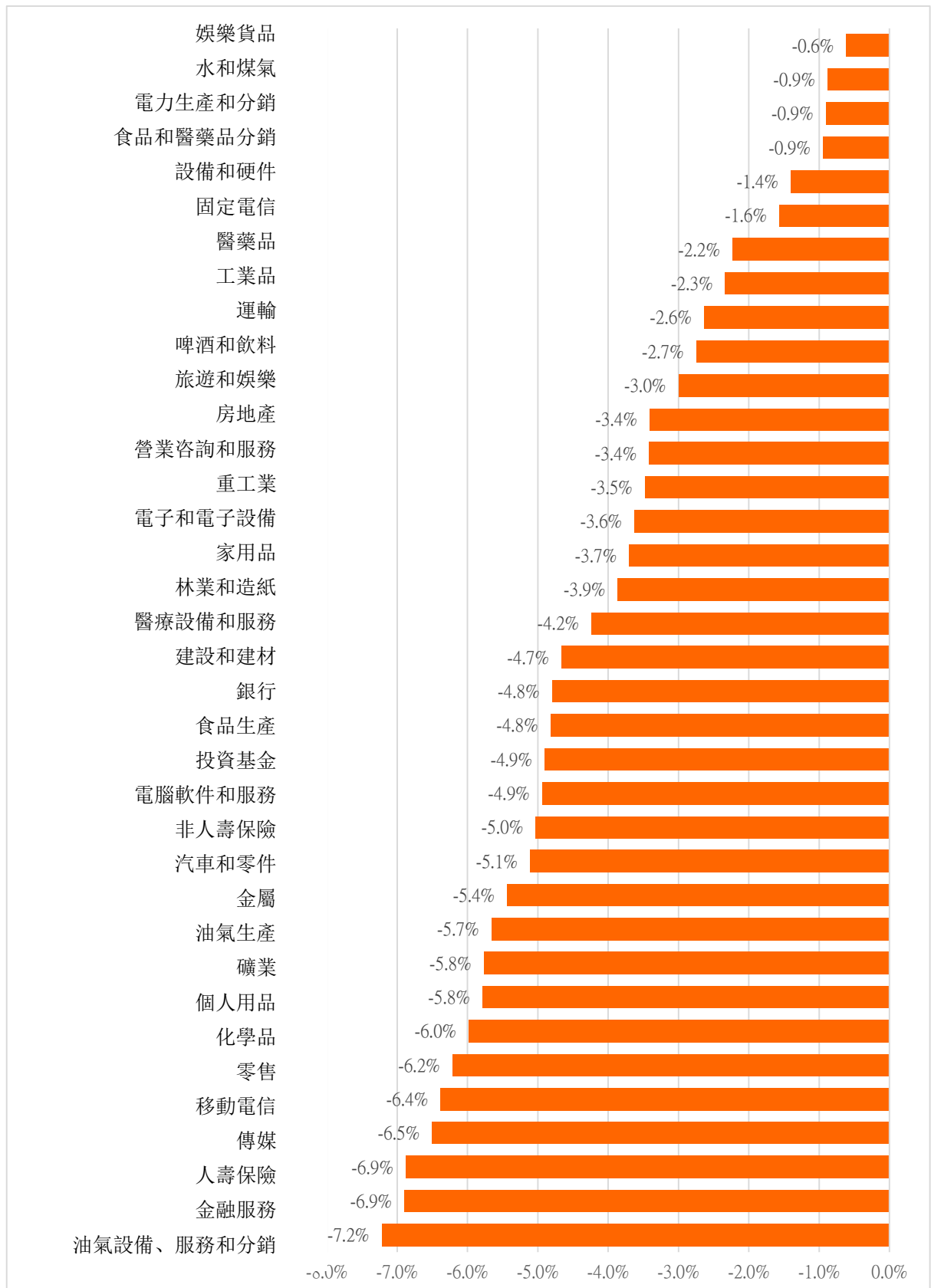
交易量排名/ 股碼	成交值	30 日均
PVS	18,660,184	13,371,303
THD	16,223,033	190,019
SHS	11,138,179	10,105,368
HUT	6,285,797	3,678,440
CEO	6,022,172	4,856,269

交易量排 名/股碼	成交值	30 日均
BSR	28,099,083	14,127,172
SBS	5,404,197	2,057,856
C4G	4,395,192	3,092,669
VHG	3,852,500	2,960,174
VGT	3,468,520	1,980,873

資料源: Bloomberg & Yuanta Research

We Create Fortune

各行業板塊的交易走勢

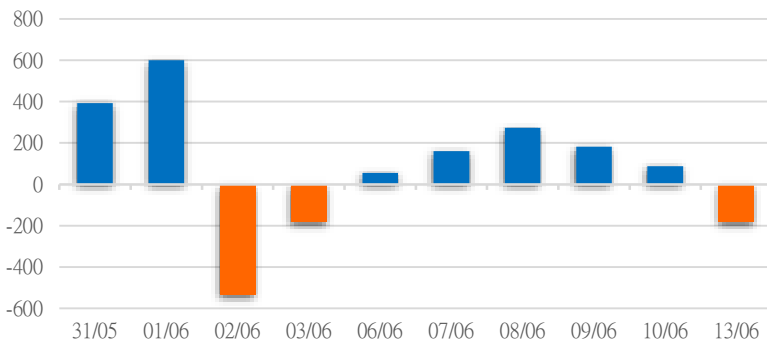


資料源: FiinPro - YSVN

We Create Fortune

外資買進賣統計

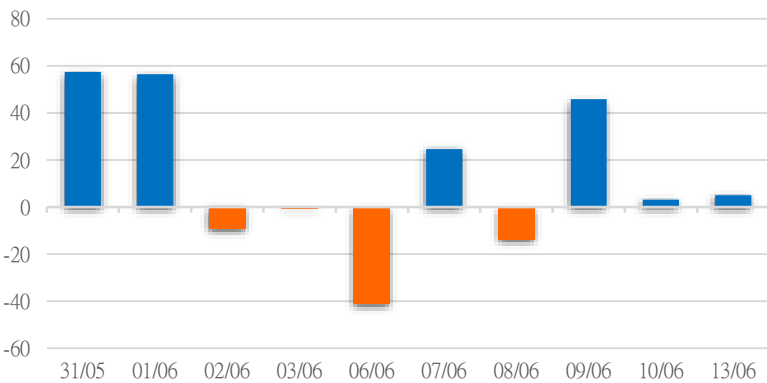
HSX 外資每日買/賣超



證券代碼	買超金額 (Mil.VND)	證券代碼	賣超金額 (Mil.VND)
GAS	71,315	FUEVFVND	245,336
GMD	56,750	DGC	41,909
DCM	52,140	SSI	37,136
MSN	47,441	VCB	33,028
MWG	32,459	VIC	29,969

HSX 外資買/賣超的前 5 名

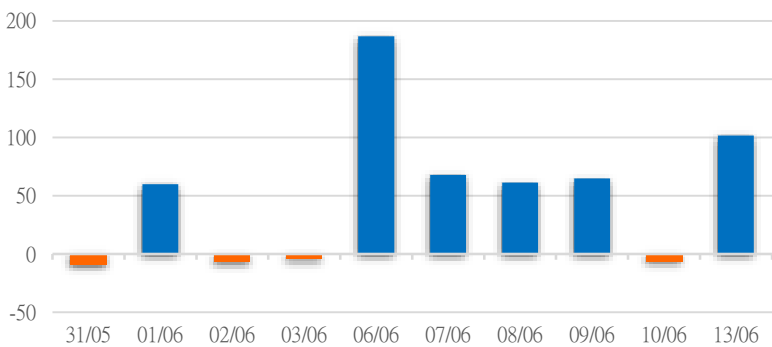
HNX 外資每日買/賣超



證券代碼	買超金額 (Mil.VND)	證券代碼	賣超金額 (Mil.VND)
HUT	5,548	IDC	2,959
CEO	2,813	SHS	2,142
PVI	2,586	PLC	1,329
TNG	1,662	DP3	851
INN	393	PVS	474

HNX 外資買/賣超的前 5 名

UPCOM 外資每日買/賣超



證券代碼	買超金額 (Mil.VND)	證券代碼	賣超金額 (Mil.VND)
BSR	97,115	CSI	702
QNS	1,382	VOC	280
CLX	1,274	MFS	272
VTP	983	HPP	237
ACV	749	MCH	99

UPCOM 外資買/賣超的前 5 名

源: FiinPro - YSVN

We Create Fortune

自營統計

證券代碼	買超金額 (Mil.VND)	證券代碼	賣超金額 (Mil.VND)
GAS	31,922	SSI	32,072
DCM	18,527	ACB	25,562
DXG	11,297	FPT	25,127
MWG	9,041	TCB	23,024
VIC	7,362	DPM	14,500

HSX 自營交易最大前名

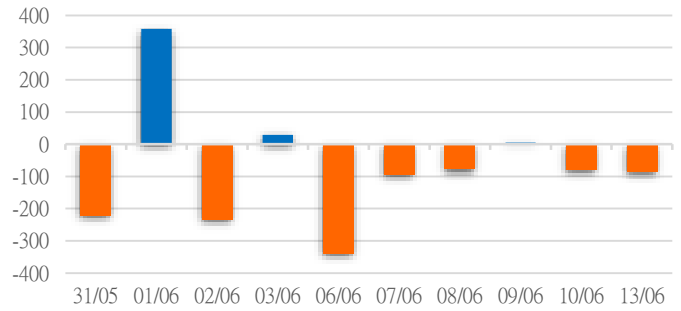
證券代碼	買超金額 (Mil.VND)	證券代碼	賣超金額 (Mil.VND)
TNG	7,048.29		
GKM	5,522.63		
PVS	1.88		
VIT	1.52		
SHE	1		

HNX 自營交易最大前名

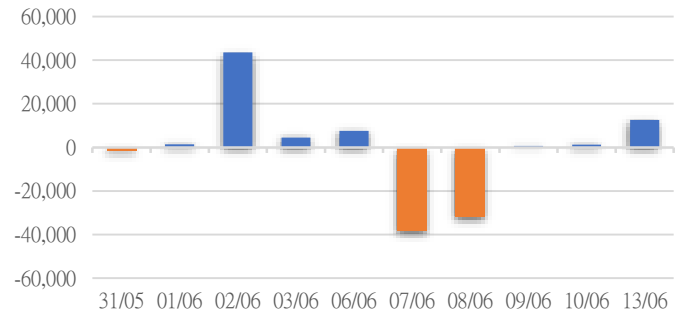
證券代碼	買超金額 (Mil.VND)	證券代碼	賣超金額 (Mil.VND)
BSR	65,796	ACV	814
		QTP	179
		G36	0
		PPH	0

UPCoM 自營交易最大前名

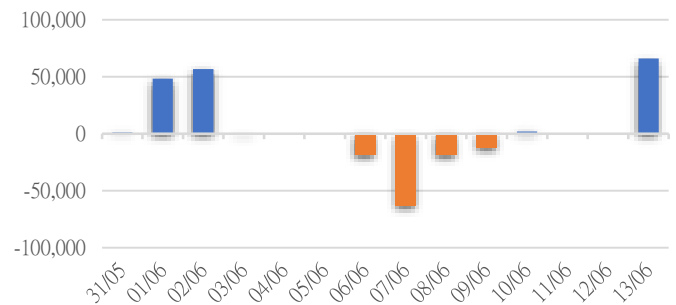
HSX 自營交易每日買/賣超 (Bil.VND)



HNX 自營交易每日買/賣超 (Bil.VND)



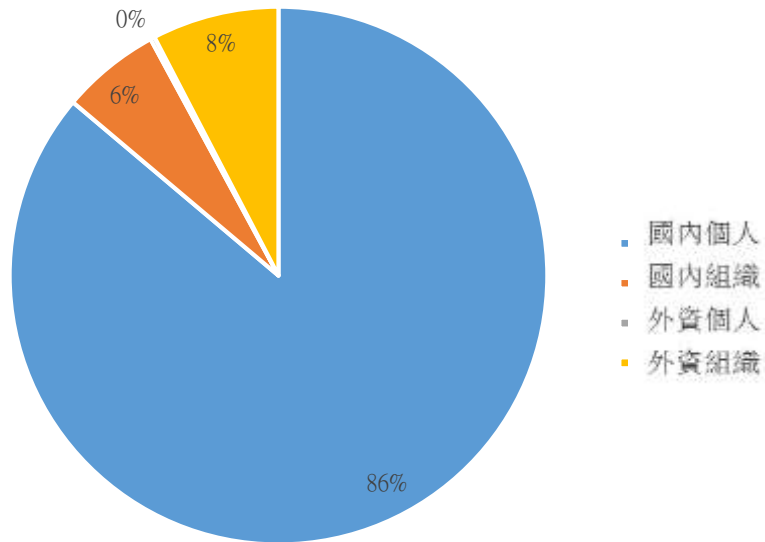
UPCoM 自營交易每日買/賣超 (Bil.VND)





We Create **Fortune**

越南證券市場投資人類別統計

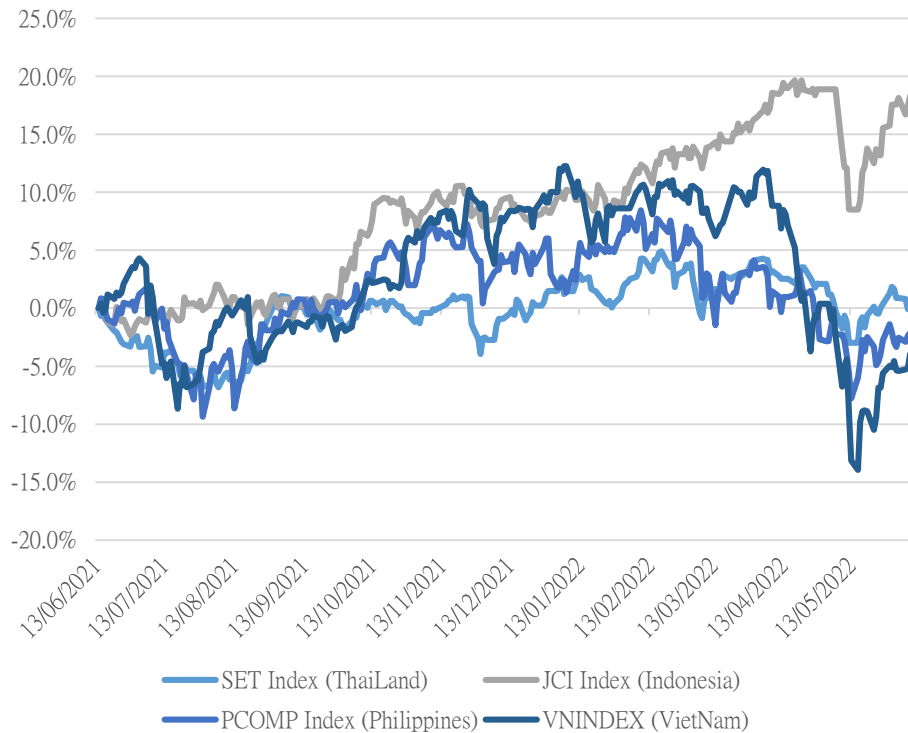


資料源: FiinPro - YSVN



We Create Fortune

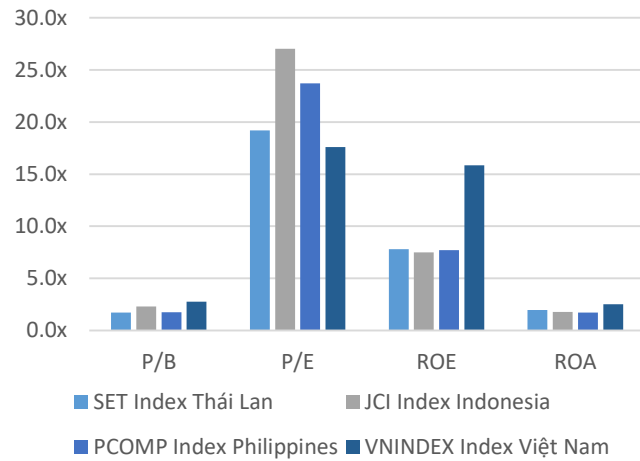
東南亞主要市場走勢比較



東南亞主要市場數據

		Thailand	Indonesia	Philippines	Vietnam
P/B		1.2x	2.1x	1.6x	2.1x
P/E		17.2x	14.97	18.5x	13.2x
ROE	%	9.18	13.11	8.96	15.83
ROA	%	2.33	3.37	2.03	2.60
Vốn hóa	Tỷ USD	556.24	630.24	170.51	219.43
GTGD	Triệu USD	1.52	1.09	0.08	0.66
LS cổ tức	%	2.80	2.52	2.01	1.46

源: Bloomberg & YSVN





We Create Fortune

元大證券（越南）公司

個人客戶分析部

Nguyễn Thế Minh
研究分析經理
+84 28 3622 6868 ext 3826
minh.nguyen@yuanta.com.vn

Lý Thị Hiền
研究分析主管
+84 28 3622 6868 ext 3908
hien.ly@yuanta.com.vn

Quách Đức Khánh
研究分析副主管
+84 28 3622 6868 ext 3833
khanh.quach@yuanta.com.vn

Khổng Hữu Hiệp
高級分析專員
+84 28 3622 6868 ext 3912
hiep.khong@yuanta.com.vn

Nguyễn Trịnh Ngọc Hồng
高級分析專員
+84 28 3622 6868 ext 3832
hong.nguyen@yuanta.com.vn

Phạm Tấn Phát
高級分析專員
+84 28 3622 6868 ext 3880
phat.pham@yuanta.com.vn

個人客戶業務部

Phạm Đắc Thành
北部分行經理
+84 28 3622 6868 ext 3416
thanh.pham@yuanta.com.vn

Võ Thị Thu Thủy
平陽分行經理
+84 28 3622 6868 ext 3505
thuy.vo@yuanta.com.vn

Lương Kỳ Ty
堤岸分行經理
+84 28 3622 6868 ext 3653
ty.luong@yuanta.com.vn

Bùi Quốc Phong
同奈分行經理
+84 28 3622 6868 ext 3701
phong.bui@yuanta.com.vn

Võ Đình Tuấn
峴港分行經理
+84 28 3622 6868 ext 3301
tuan.vo@yuanta.com.vn

Nguyễn Việt Quang
河內分行經理
+84 28 3622 6868 ext 3404
quang.nguyen@yuanta.com.vn

Đinh Thị Thu Cúc
頭頓分行經理
+84 28 3622 6868 ext 3203
cuc.dinh@yuanta.com.vn

Appendix A: Important Disclosures

Analyst Certification

Each research analyst primarily responsible for the content of this research report, in whole or in part, certifies that with respect to each security or issuer that the analyst covered in this report: (1) all of the views expressed accurately reflect his or her personal views about those securities or issuers; and (2) no part of his or her compensation was, is, or will be, directly or indirectly, related to the specific recommendations or views expressed by that research analyst in the research report.

Ratings Definitions

BUY: We have a positive outlook on the stock based on our expected absolute or relative return over the investment period. Our thesis is based on our analysis of the company's outlook, financial performance, catalysts, valuation and risk profile. We recommend investors add to their position.

HOLD-Outperform: In our view, the stock's fundamentals are relatively more attractive than peers at the current price. Our thesis is based on our analysis of the company's outlook, financial performance, catalysts, valuation and risk profile.

HOLD-Underperform: In our view, the stock's fundamentals are relatively less attractive than peers at the current price. Our thesis is based on our analysis of the company's outlook, financial performance, catalysts, valuation and risk profile.

SELL: We have a negative outlook on the stock based on our expected absolute or relative return over the investment period. Our thesis is based on our analysis of the company's outlook, financial performance, catalysts, valuation and risk profile. We recommend investors reduce their position.

Under Review: We actively follow the company, although our estimates, rating and target price are under review.

Restricted: The rating and target price have been suspended temporarily to comply with applicable regulations and/or Yuanta policies.

Note: Yuanta research coverage with a Target Price is based on an investment period of 12 months. Greater China Discovery Series coverage does not have a formal 12 month Target Price and the recommendation is based on an investment period specified by the analyst in the report.

Global Disclaimer

© 2018 Yuanta. All rights reserved. The information in this report has been compiled from sources we believe to be reliable, but we do not hold ourselves responsible for its completeness or accuracy. It is not an offer to sell or solicitation of an offer to buy any securities. All opinions and estimates included in this report constitute our judgment as of this date and are subject to change without notice.

This report provides general information only. Neither the information nor any opinion expressed herein constitutes an offer or invitation to make an offer to buy or sell securities or other investments. This material is prepared for general circulation to clients and is not intended to provide tailored investment advice and does not take into account the individual financial situation and objectives of any specific person who may receive this report. Investors should seek financial advice regarding the appropriateness of investing in any securities, investments or investment strategies discussed or recommended in this report. The information contained in this report has been compiled from sources believed to be reliable but no representation or warranty, express or implied, is made as to its accuracy, completeness or correctness. This report is not (and should not be construed as) a solicitation to act as securities broker or dealer in any jurisdiction by any person or company that is not legally permitted to carry on such business in that jurisdiction.

Yuanta research is distributed in the United States only to Major U.S. Institutional Investors (as defined in Rule 15a-6 under the Securities Exchange Act of 1934, as amended and SEC staff interpretations thereof). All transactions by a US person in the securities mentioned in this report must be effected through a registered broker-dealer under Section 15 of the Securities Exchange Act of 1934, as amended. Yuanta research is distributed in Taiwan by Yuanta Securities Investment Consulting. Yuanta research is distributed in Hong Kong by Yuanta Securities (Hong Kong) Co. Limited, which is licensed in Hong Kong by the Securities and Futures Commission for regulated activities, including Type 4 regulated activity (advising on securities). In Hong Kong, this research report may not be redistributed, retransmitted or disclosed, in whole or in part or and any form or manner, without the express written