


市場走勢


市場指數	VNI	HNI	UPCOM
收盤	1,213.93	283.25	88.65
%日	-1.33%	-2.35%	-2.17%
%週	-7.19%	-8.90%	-6.68%
%月	2.63%	-6.33%	-5.30%
%年	-11.22%	-11.01%	-0.25%
成交值(Bil.VND)			
當日	16,452	1,762	1,233
日均量/週	15,809	2,132	1,415
日均量/月	15,192	1,980	1,119
外資進出			
買進	1,604.37	9.87	60.20
賣出	1,784.56	20.61	40.16
買賣超	-180.19	-10.74	20.04
市場漲跌家數			
上漲	76	37	88
下跌	299	172	223
持平	47	145	592
市場指標			
P/E	13.14	14.08	17.85
總市值 (兆盾)	4,913	342	1,249
股息殖利率	3.47%	3.61%	5.94%

資料源: Bloomberg - YSVN

VNINDEX



HNIINDEX



市場走勢

市場繼續維持下跌慣性，導致指數繼續下跌。VN-Index 收於 1213.93 點，下跌 1.33%，HNX-Index 下跌 2.35%，Upcom-Index 下跌 2.17%。3 大市場的交易額達到 17 兆 3,990 億越南盾。

VN30-Index 下跌 0.64%，弱於主要指數。銀行、證券和鋼鐵股的賣力仍然存在，如 ACB、CTG、MBB、HPG 和 SSI 等下跌超過 2%，而煤氣價格在連續第 3 個交易日調整時，GAS (-1.6%) 轉為小幅下跌。在漲幅方面，FPT、MWG、SAB、TPB、VIC 均逆市。

海鮮股是當日的亮點，因為 ANV、VHC、FMC 等股票的需求仍保持良好。

外資在當日回歸賣超超過 1,700 億越南盾。DGC (890 億)、VNM (790 億)、VND (750 億) 被拋售最多的股票。另一方面，VHC (370 億)、VGC (330 億)、HPG (310 億) 在買超方面領先。

市場短期觀點

我們認為市場可能會復甦，VN-Index 可能會在下一交易日測試 1,260 - 1,285 點的最近的阻力位。同時，大盤的短期風險依然較高，積極點是當市場估值復甦具吸引力時，低價區的需求增加 (VN-Index 的 P/E TTM 下跌近 12.x)。

大盤短期走勢仍為下跌。因此，我們建議短期投資者可以繼續利用復甦以降低股票比例至較低水平，現階段股票的適當比例為投資組合的 25-30%。

請在 <https://ysradar.yuanta.com.vn/> 查看有關股票的信號。

We Create Fortune

技術分析圖



指數技術分析圖 VN-Index



指數技術分析圖 HNX-Index

指數	短期趨勢	中期趨勢	阻力區 1	阻力區 2	支撐區 1	支撐區 2
VN-Index	下跌	下跌	1393	1500	1310	1200
HNX-Index	下跌	下跌	470	500	300	180
VN30	下跌	下跌	1550	1570	1445	960
VNMidcaps	下跌	下跌	1,730	1800	1650	963
VNSmallcaps	下跌	下跌	1430	1450	1400	804

We Create Fortune

胡志明市交易所 (HSX)

	收盤	漲跌%
VNI	1213.93	-1.33%
VN30	1253.09	-0.64%
VN Mid	1609.77	-2.28%
VN Small	1492.37	-2.88%

河內交易所 (HSX)

	收盤	漲跌%
HNI	283.25	-2.35%
HN30	503.28	-3.14%
VNX AllSh	1217.99	-1.25%

UPCOM 市場 (UPCoM)

	收盤	漲跌%
UPCoM	88.65	-2.17%

外資交易	成交值 (BiL.VND)
買進	1604.37
賣出	1784.56
買超/賣超	-180.19

外資交易	成交值 (BiL.VND)
買進	9.87
賣出	20.61
買超/賣超	-10.74

外資交易	成交值 (BiL.VND)
買進	60.20
賣出	40.16
買超/賣超	20.04

上漲排名/股碼	漲跌(VND)	漲跌%
ANV	3800	6.96%
SKG	900	6.67%
MIG	1800	6.00%
VGC	2750	5.51%
DCM	1900	4.90%

上漲排名/股碼	漲跌(VND)	漲跌%
THD	4100	9.79%
TAR	1200	4.24%
PVI	1900	3.91%
VC2	1000	3.13%
VC3	1200	2.74%

上漲排名/股碼	漲跌(VND)	漲跌%
IDP	18900	15.00%
DTE	1172	7.06%
GEE	1875	5.47%
LTG	1337	3.34%
MPC	469	1.01%

下跌排名/股碼	漲跌(VND)	漲跌%
KSB	-2100	-7.00%
NHA	-1750	-7.00%
DRH	-680	-7.00%
LDG	-720	-6.99%
VPH	-490	-6.99%

下跌排名/股碼	漲跌(VND)	漲跌%
L14	-15000	-9.99%
MBG	-800	-9.88%
NBC	-1600	-9.70%
MST	-1200	-9.68%
HUT	-2500	-9.51%

下跌排名/股碼	漲跌(VND)	漲跌%
TID	-3265	-8.99%
VHG	-333	-7.40%
VNB	-803	-6.08%
SBS	-623	-6.05%
VLC	-1177	-5.50%

*備註: 市值>5,000 億盾; 成交值>15 億盾

市值排名/股碼	BiL.VND
VCB	364,404
VIC	292,147
VHM	287,388
GAS	241,158
BID	163,390

市值排名/股碼	BiL.VND
KSF	25,950
NVB	19,210
IDC	15,600
THD	14,665
PVS	14,291

市值排名/股碼	BiL.VND
ACV	179,146
BSR	96,345
VGI	82,697
MCH	71,347
VEA	59,338

交易量排名/股碼	成交值	30 日均
HPG	31,367,400	21,541,695
VND	30,743,400	9,244,327
POW	26,243,000	16,759,595
SSI	19,494,300	18,748,750
MBB	18,315,400	7,369,895

交易量排名/股碼	成交值	30 日均
HUT	18,017,166	3,931,096
PVS	8,834,427	13,818,044
SHS	7,862,749	10,342,623
CEO	4,476,555	4,825,375
TNG	2,786,461	3,030,378

交易量排名/股碼	成交值	30 日均
BSR	22,517,546	16,410,204
SBS	5,241,239	2,338,821
C4G	3,382,661	3,236,983
VHG	3,366,610	2,997,653
ABB	1,765,037	1,607,133

資料源: Bloomberg & Yuanta Research

We Create Fortune

各行業板塊的交易走勢



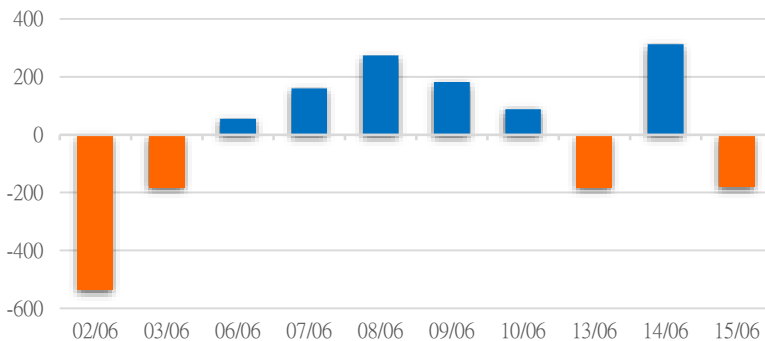
資料源: FiinPro - YSVN



We Create Fortune

外資買進賣統計

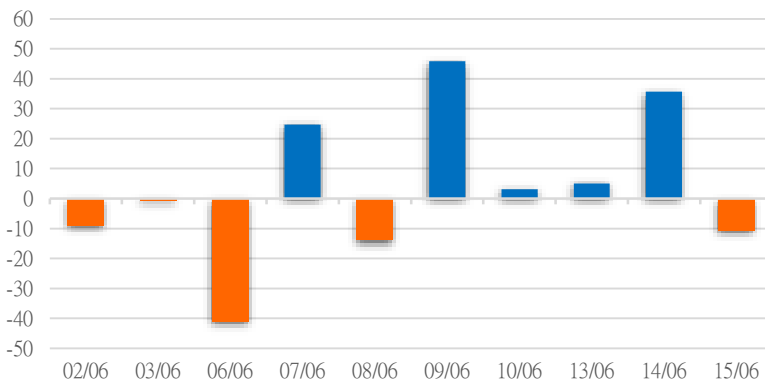
HSX 外資每日買/賣超



證券代碼	買超金額 (Mil.VND)	證券代碼	賣超金額 (Mil.VND)
VHC	37,312	DGC	88,758
VGC	33,140	VNM	78,678
HPG	31,233	VND	74,602
NLG	30,327	VIC	53,511
DPM	25,999	MSN	32,271

HSX 外資買/賣超的前 5 名

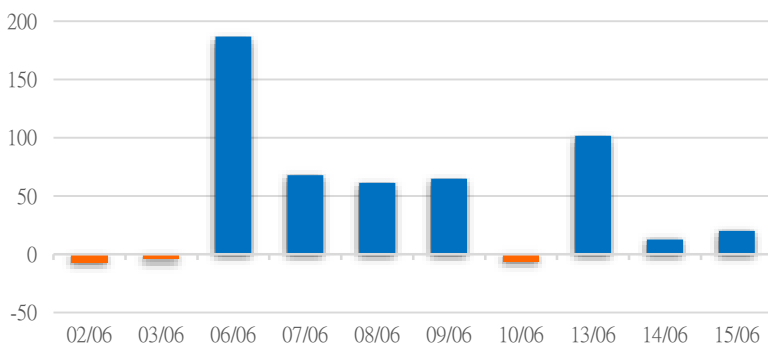
HNX 外資每日買/賣超



證券代碼	買超金額 (Mil.VND)	證券代碼	賣超金額 (Mil.VND)
TNG	4,137	SHS	15,706
PVI	3,222	THD	992
IVS	328	IDC	598
SD5	292	PVC	583
CEO	185	VCS	557

HNX 外資買/賣超的前 5 名

UPCOM 外資每日買/賣超



證券代碼	買超金額 (Mil.VND)	證券代碼	賣超金額 (Mil.VND)
BSR	15,005	CMT	883
VTP	2,888	BDT	186
CLX	1,024	VEA	176
FOC	632	EIC	93
CSI	507	ACV	65

UPCOM 外資買/賣超的前 5 名

源: FiinPro - YSVN

We Create Fortune

自營統計

證券代碼	買超金額 (Mil.VND)	證券代碼	賣超金額 (Mil.VND)
DPM	36,736	MWG	54,506
GAS	20,888	MBB	17,029
DCM	19,628	VPB	8,689
VIC	15,480	VGC	3,946
VHM	11,491	VIB	3,531

HSX 自營交易最大前名

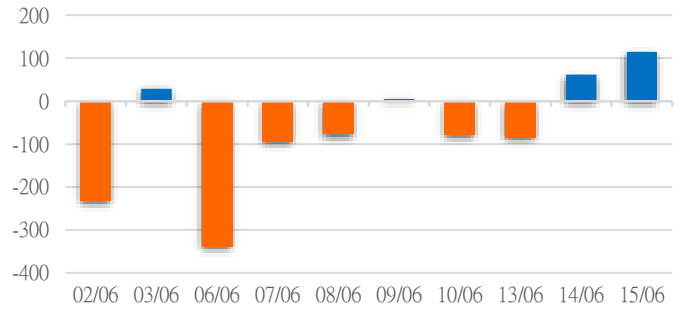
證券代碼	買超金額 (Mil.VND)	證券代碼	賣超金額 (Mil.VND)
GKM	6,654.98	NBW	100
TVD	3.45		
DL1	0.16		

HNX 自營交易最大前名

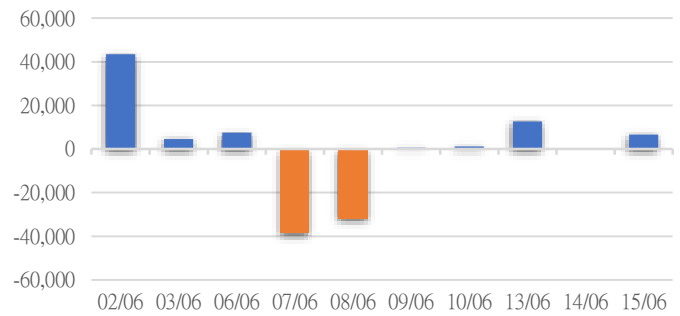
證券代碼	買超金額 (Mil.VND)	證券代碼	賣超金額 (Mil.VND)
BSR	14,954	KLB	0
LTG	81		

UPCoM 自營交易最大前名

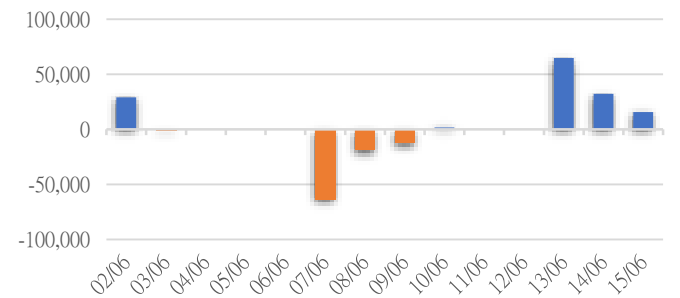
HSX 自營交易每日買/賣超 (Bil.VND)



HNX 自營交易每日買/賣超 (Bil.VND)



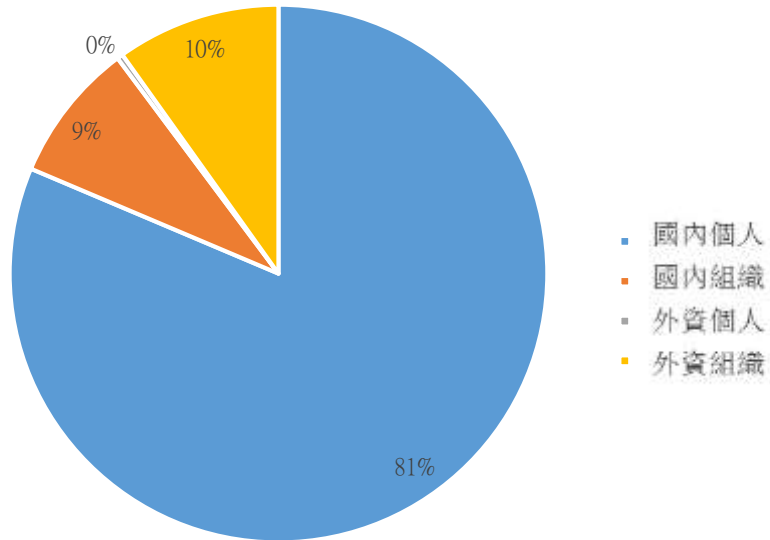
UPCoM 自營交易每日買/賣超 (Bil.VND)





We Create **Fortune**

越南證券市場投資人類別統計

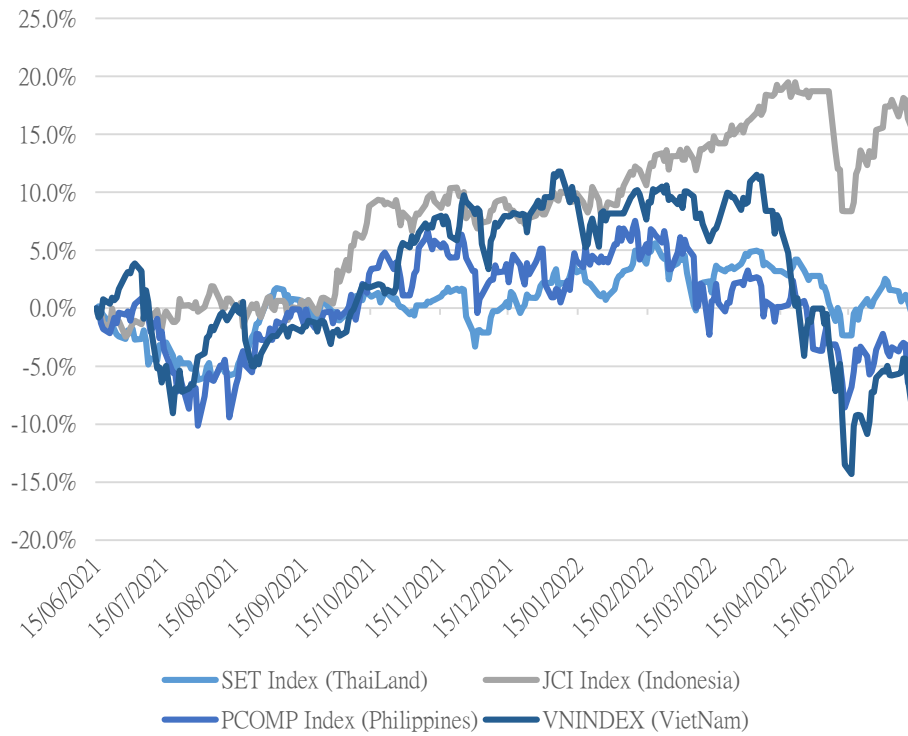


資料源: FiinPro - YSVN



We Create Fortune

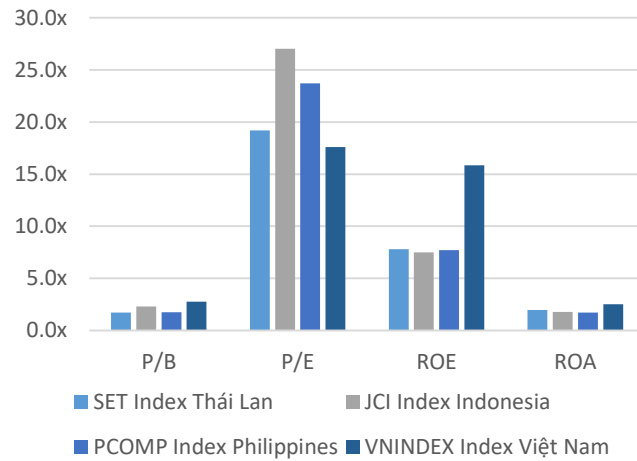
東南亞主要市場走勢比較



東南亞主要市場數據

		Thailand	Indonesia	Philippines	Vietnam
P/B		1.2x	2.1x	1.6x	2.1x
P/E		17.2x	15.06	18.6x	13.3x
ROE	%	9.19	13.11	8.96	15.82
ROA	%	2.33	3.37	2.03	2.59
Vốn hóa	Tỷ USD	542.48	620.59	168.96	209.63
GTGD	Triệu USD	1.89	1.08	0.08	0.75
LS cổ tức	%	2.80	2.50	2.01	1.46

源: Bloomberg & YSVN





We Create Fortune

元大證券（越南）公司

個人客戶分析部

Nguyễn Thế Minh
研究分析經理
+84 28 3622 6868 ext 3826
minh.nguyen@yuanta.com.vn

Lý Thị Hiền
研究分析主管
+84 28 3622 6868 ext 3908
hien.ly@yuanta.com.vn

Quách Đức Khánh
研究分析副主管
+84 28 3622 6868 ext 3833
khanh.quach@yuanta.com.vn

Khổng Hữu Hiệp
高級分析專員
+84 28 3622 6868 ext 3912
hiep.khong@yuanta.com.vn

Nguyễn Trịnh Ngọc Hồng
高級分析專員
+84 28 3622 6868 ext 3832
hong.nguyen@yuanta.com.vn

Phạm Tấn Phát
高級分析專員
+84 28 3622 6868 ext 3880
phat.pham@yuanta.com.vn

個人客戶業務部

Phạm Đắc Thành
北部分行經理
+84 28 3622 6868 ext 3416
thanh.pham@yuanta.com.vn

Võ Thị Thu Thủy
平陽分行經理
+84 28 3622 6868 ext 3505
thuy.vo@yuanta.com.vn

Lương Kỳ Ty
堤岸分行經理
+84 28 3622 6868 ext 3653
ty.luong@yuanta.com.vn

Bùi Quốc Phong
同奈分行經理
+84 28 3622 6868 ext 3701
phong.bui@yuanta.com.vn

Võ Đình Tuấn
峴港分行經理
+84 28 3622 6868 ext 3301
tuan.vo@yuanta.com.vn

Nguyễn Việt Quang
河內分行經理
+84 28 3622 6868 ext 3404
quang.nguyen@yuanta.com.vn

Đinh Thị Thu Cúc
頭頓分行經理
+84 28 3622 6868 ext 3203
cuc.dinh@yuanta.com.vn

Appendix A: Important Disclosures

Analyst Certification

Each research analyst primarily responsible for the content of this research report, in whole or in part, certifies that with respect to each security or issuer that the analyst covered in this report: (1) all of the views expressed accurately reflect his or her personal views about those securities or issuers; and (2) no part of his or her compensation was, is, or will be, directly or indirectly, related to the specific recommendations or views expressed by that research analyst in the research report.

Ratings Definitions

BUY: We have a positive outlook on the stock based on our expected absolute or relative return over the investment period. Our thesis is based on our analysis of the company's outlook, financial performance, catalysts, valuation and risk profile. We recommend investors add to their position.

HOLD-Outperform: In our view, the stock's fundamentals are relatively more attractive than peers at the current price. Our thesis is based on our analysis of the company's outlook, financial performance, catalysts, valuation and risk profile.

HOLD-Underperform: In our view, the stock's fundamentals are relatively less attractive than peers at the current price. Our thesis is based on our analysis of the company's outlook, financial performance, catalysts, valuation and risk profile.

SELL: We have a negative outlook on the stock based on our expected absolute or relative return over the investment period. Our thesis is based on our analysis of the company's outlook, financial performance, catalysts, valuation and risk profile. We recommend investors reduce their position.

Under Review: We actively follow the company, although our estimates, rating and target price are under review.

Restricted: The rating and target price have been suspended temporarily to comply with applicable regulations and/or Yuanta policies.

Note: Yuanta research coverage with a Target Price is based on an investment period of 12 months. Greater China Discovery Series coverage does not have a formal 12 month Target Price and the recommendation is based on an investment period specified by the analyst in the report.

Global Disclaimer

© 2018 Yuanta. All rights reserved. The information in this report has been compiled from sources we believe to be reliable, but we do not hold ourselves responsible for its completeness or accuracy. It is not an offer to sell or solicitation of an offer to buy any securities. All opinions and estimates included in this report constitute our judgment as of this date and are subject to change without notice.

This report provides general information only. Neither the information nor any opinion expressed herein constitutes an offer or invitation to make an offer to buy or sell securities or other investments. This material is prepared for general circulation to clients and is not intended to provide tailored investment advice and does not take into account the individual financial situation and objectives of any specific person who may receive this report. Investors should seek financial advice regarding the appropriateness of investing in any securities, investments or investment strategies discussed or recommended in this report. The information contained in this report has been compiled from sources believed to be reliable but no representation or warranty, express or implied, is made as to its accuracy, completeness or correctness. This report is not (and should not be construed as) a solicitation to act as securities broker or dealer in any jurisdiction by any person or company that is not legally permitted to carry on such business in that jurisdiction.

Yuanta research is distributed in the United States only to Major U.S. Institutional Investors (as defined in Rule 15a-6 under the Securities Exchange Act of 1934, as amended and SEC staff interpretations thereof). All transactions by a US person in the securities mentioned in this report must be effected through a registered broker-dealer under Section 15 of the Securities Exchange Act of 1934, as amended. Yuanta research is distributed in Taiwan by Yuanta Securities Investment Consulting. Yuanta research is distributed in Hong Kong by Yuanta Securities (Hong Kong) Co. Limited, which is licensed in Hong Kong by the Securities and Futures Commission for regulated activities, including Type 4 regulated activity (advising on securities). In Hong Kong, this research report may not be redistributed, retransmitted or disclosed, in whole or in part or and any form or manner, without the express written