

## 市場在 1220-1223 點最近的阻力位

2022/07/13

合約走勢					
	收盤	+/-	交易量	到期日	剩餘時間
單位	點數	點數	合約	日期	日
VN30F2112	1213.5	12.8	224,334	21/07	11
VN30F2201	1210.0	0.5	1425	18/08	39
VN30F2203	1212.5	13.7	76	15/09	67
VN30F2206	1213.5	23.5	118	15/12	158

源自 Bloomberg - YSVN

合約更改交易量和持倉量				
	交易量	+/-	OI	+/-
單位	合約	%		%
VN30F2112	224,334	-1.9%	46,355	
VN30F2201	1,425	146.5%	1604	
VN30F2203	76	76.7%	241	
VN30F2206	118	110.7%	453	

源自: Bloomberg - YSVN

合約的基差變動			
	基差	前一盤	+/-
單位	點數	點數	點數
VN30F2112	-5.9	-8.3	2.4
VN30F2201	-9.4	-8.3	-1.1
VN30F2203	-6.9	-10.2	3.3
VN30F2206	-5.9	-19.0	13.1

源自: Bloomberg - YSVN

### 合約走勢

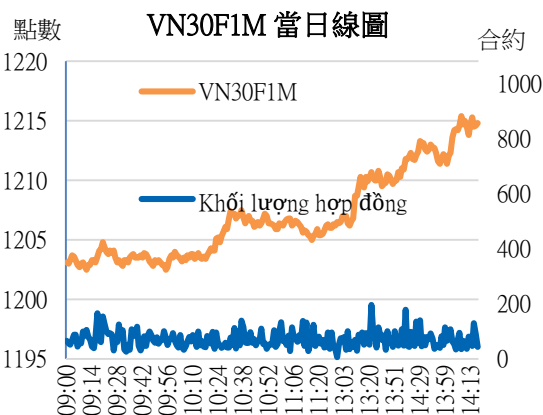
- 4 個期貨合約收漲 1-24 點。與 VN30-Index 相比，VN30F2207 的基差錄得負 6 點。
- VN30F2207 成交量比前一交易日減少 2%，VN30F2208 增加 147%，VN30F2209 增加 77%，VN30F2212 增加 111%。

### VN30F1M 的評估

- VN30F2207 已經突破楔形形態的上限，MACD 指標切上信號線，顯示短期上漲趨勢正在形成。因此，VN30F2207 可能會在下一個交易日向 1220-1223 點以上。
- 在日線圖上，短期趨勢保持跌勢。

### 投資策略

當天策略 (Intraday)	投資者考慮在 1212-1213 點開設多頭，停損於 1210 點，止盈在 1220-1223 點。
主要短期趨勢策略 (Daily)	隨著 VN30F2207 在寬幅內橫盤整理，投資者保持觀察頭寸。



Pham Tan Phat

高級分析專員

Email: [phat.pham@yuanta.com.vn](mailto:phat.pham@yuanta.com.vn)

Phone: (084) 28 3622 6868 ext 3880

We Create Fortune

### VN30F1M 合約走勢圖

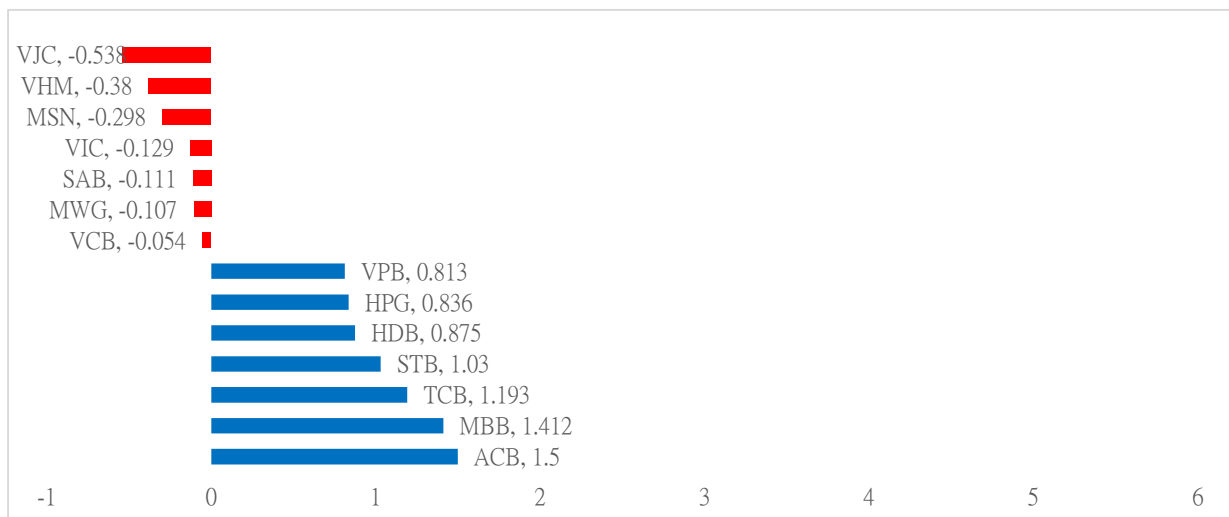


	VN30F2207-Daily	VN30F2207-1H
趨勢	下跌	橫盤
支撐 1	1200	1215
支撐 2	1170	1210
阻力 1	1300	1230
阻力 2	1340	1245

### VN30-INDEX 指數走勢

VN30-Index 收盤上漲 0.86%，其中 ACB、MBB 和 TCB 對指數的漲幅影響最大。相比之下，VJC、VHM 和 MSN 對指數的負面影響最大。

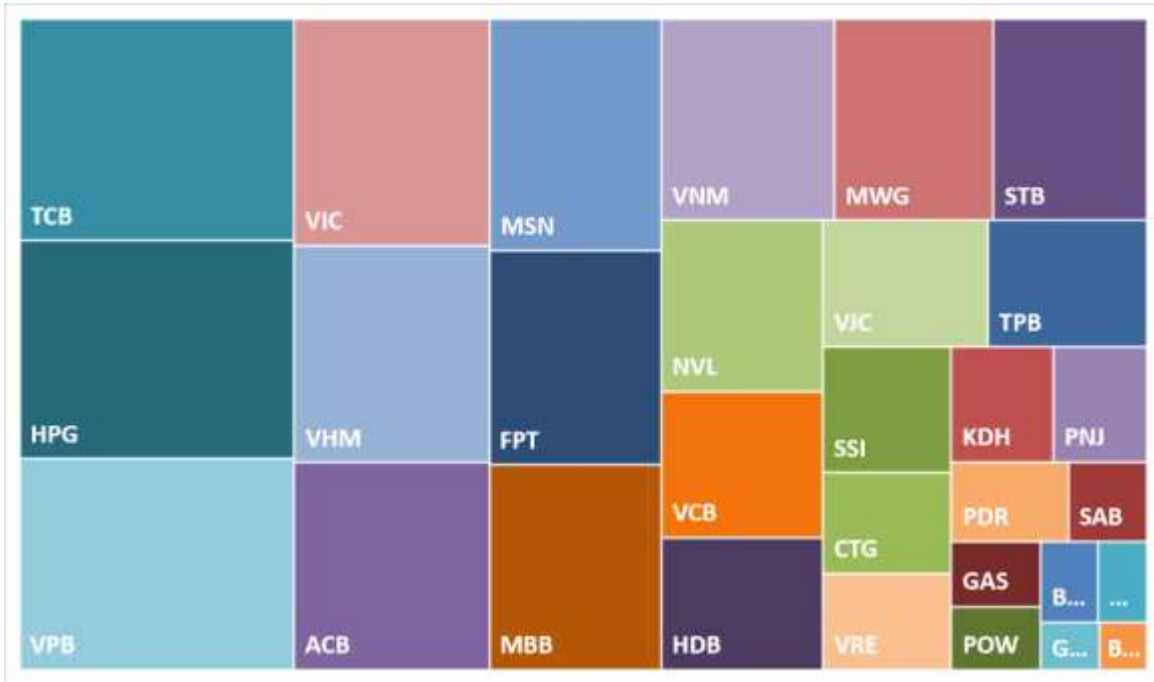
### VN30-INDEX 中最有影響力的成份股





We Create Fortune

### VN30-INDEX 中的資本化



### ACB 的走勢圖





We Create Fortune

期貨合約的價格，交易量和持倉量

日期	VN30F2110	交易量	持倉量
12/07/2022	1,213.5	224,334	46,355
11/07/2022	1,200.7	228,673	46,355
08/07/2022	1,225.0	210,770	43,796
07/07/2022	1,225.0	319,536	44,640
06/07/2022	1,218.0	399,286	47,283
05/07/2022	1,234.9	332,002	39,757
04/07/2022	1,242.0	245,644	39,986
01/07/2022	1,242.0	332,852	34,495

日期	VN30F2111	交易量	持倉量
12/07/2022	1210	1,425	1,604
11/07/2022	1209.5	578	1,604
08/07/2022	1223	313	1,461
07/07/2022	1223.4	727	1,466
06/07/2022	1218.3	631	1,374
05/07/2022	1233.7	971	1,282
04/07/2022	1237	893	1,216
01/07/2022	1239.7	1,249	782

日期	VN30F2112	交易量	持倉量
12/07/2022	1,212.5	76	241
11/07/2022	1,198.8	43	241
08/07/2022	1,227.9	31	243
07/07/2022	1,224.1	200	246
06/07/2022	1,217.8	96	251
05/07/2022	1,234.3	84	226
04/07/2022	1,238.9	96	196
01/07/2022	1,239.0	134	176

日期	VN30F2203	交易量	持倉量
12/07/2022	1213.5	118	453
11/07/2022	1190	56	453
08/07/2022	1222	37	455
07/07/2022	1222.2	72	458
06/07/2022	1216	147	460
05/07/2022	1231.2	124	476
04/07/2022	1238	262	495
01/07/2022	1238.3	158	365

We Create Fortune

**VN30-INDEX 中的成分股**

股碼	公司名稱	行業	比重	收盤價	資本化	PER	PBR	3 個月平均交易量	外資持有	52 週最高	52 週最底
		單位	%	VND	Bil. VND	x	x	'000 cp	%	VND	VND
BID	越南投資與發展商業股份銀行	金融	0.6%	36,400	184,130	16.1	2.1	1,613	17%	49,950	28,950
KDH	Khang Dien 房屋貿易投資股份公司	房地產	1.4%	35,600	25,177	20.9	2.4	1,057	32%	52,273	31,909
CTG	越南工商股份銀行	金融	1.6%	25,700	123,508	10.0	1.3	4,428	27%	38,200	22,500
ACB	亞洲商業股份銀行	金融	5.9%	24,000	81,058	7.8	1.7	3,817	30%	29,480	22,000
PLX	越南油氣集團	能源	0.4%	40,400	51,332	20.7	2.0	1,187	17%	65,900	37,050
BVH	Bao Viet 集團	金融	0.4%	55,900	41,496	22.1	1.9	1,789	27%	70,000	47,000
FPT	FPT 發展投資工藝股份公司	科技	6.7%	83,500	91,602	19.4	4.7	2,899	49%	99,083	69,667
GAS	越南氣體總公司 - 股份公司	公用服務	0.8%	99,000	189,481	19.4	3.5	1,098	3%	134,000	85,000
POW	越南天然氣股份總公司	公用服務	0.6%	12,950	30,327	15.1	1.0	15,988	2%	20,800	9,980
HDB	胡志明市發展商業股份銀行	金融	2.8%	23,500	47,287	7.3	1.5	2,497	17%	33,950	21,500
HPG	Hoa Phat (和發) 集團股份公司	原材料	6.1%	22,300	129,670	3.9	1.3	24,812	20%	44,923	20,500
MBB	軍隊貿易股份銀行	金融	4.5%	25,050	94,647	6.9	1.5	9,342	23%	34,900	21,850
MSN	Masan 集團股份公司	必需消費品	5.0%	102,000	145,220	14.5	5.3	1,009	29%	145,833	85,700
MWG	世界移動通信投資股份公司	非必需消費品	5.7%	64,400	94,263	18.3	4.2	3,654	97%	81,400	52,000
NVL	Nova 房地產投資集團股份公司	房地產	4.3%	73,400	143,118	33.9	3.9	2,908	6%	91,000	72,000
PNJ	Phu Nhuan (富潤) 珠寶股份公司	非必需消費品	2.1%	116,800	28,308	21.5	3.5	1,060	49%	131,100	84,900
GVR	越南橡膠工業集團	原材料	0.3%	22,400	89,600	20.4	1.8	1,970	0%	43,300	20,500
PDR	Phat Dat 開發房地產股份公司	房地產	1.2%	52,600	35,329	18.9	4.8	2,294	2%	73,221	48,200
TPB	Tien Phong 股份商業銀行	金融	2.0%	26,700	42,233	8.1	1.5	2,790	30%	44,000	23,259
SAB	西貢啤酒 - 酒精 - 飲料股份公司	必需消費品	0.9%	153,600	98,501	25.7	4.6	171	63%	181,400	139,800
SSI	SSI 西貢證券股份公司	金融	1.9%	20,900	31,144	7.4	1.5	16,316	34%	54,232	16,965
STB	西貢商信銀行 (sacombank)	金融	3.5%	22,600	42,606	10.8	1.2	15,982	22%	36,700	18,600
TCB	越南技商股份銀行 (Techcombank)	金融	7.1%	36,100	126,744	6.6	1.3	6,611	22%	56,500	32,550
VCB	越南外商貿易股份銀行	金融	3.2%	71,900	340,268	14.8	2.9	1,078	24%	96,000	68,900
VHM	Vinhomes 股份公司	房地產	6.2%	60,200	262,133	6.9	2.0	3,844	23%	93,769	58,300
VIC	Vingroup 集團股份公司	房地產	7.4%	69,900	266,594	#N/A N/A	2.5	2,011	12%	109,600	66,200
VJC	Vietjet 越捷航空股份公司	工業	2.9%	125,500	67,972	347.2	4.0	655	17%	149,000	109,200
VNM	越南牛奶股份公司	必需消費品	5.3%	73,300	153,194	16.7	4.8	2,229	54%	92,400	64,500
VPB	Viet Nam Thinh Vuong (越南繁榮) 貿易股份銀行	金融	7.4%	27,750	123,362	7.2	1.4	13,089	17%	41,050	26,500
VRE	Vincom Retail 股份公司	房地產	1.9%	26,200	59,535	65.4	1.9	2,994	31%	37,000	25,100



We Create Fortune

## 元大證券（越南）公司

### 個人客戶分析部

**Nguyễn Thế Minh**

研究分析經理

+84 28 3622 6868 ext 3826

minh.nguyen@yuanta.com.vn

**Lý Thị Hiền**

研究分析主管

+84 28 3622 6868 ext 3908

hien.ly@yuanta.com.vn

**Quách Đức Khánh**

研究分析副主管

+84 28 3622 6868 ext 3833

khanh.quach@yuanta.com.vn

**Khổng Hữu Hiệp**

高級分析專員

+84 28 3622 6868 ext 3912

hiep.khong@yuanta.com.vn

**Nguyễn Trịnh Ngọc Hồng**

高級分析專員

+84 28 3622 6868 ext 3832

hong.nguyen@yuanta.com.vn

**Phạm Tấn Phát**

高級分析專員

+84 28 3622 6868 ext 3880

phat.pham@yuanta.com.vn

### 個人客戶業務部

**Phạm Đắc Thành**

北部分行經理

+84 28 3622 6868 ext 3416

thanh.pham@yuanta.com.vn

**Võ Thị Thu Thủy**

平陽分行經理

+84 28 3622 6868 ext 3505

thuy.vo@yuanta.com.vn

**Lương Kỳ Ty**

堤岸分行經理

+84 28 3622 6868 ext 3653

ty.luong@yuanta.com.vn

**Bùi Quốc Phong**

同奈分行經理

+84 28 3622 6868 ext 3701

phong.bui@yuanta.com.vn

**Võ Đình Tuấn**

峴港分行經理

+84 28 3622 6868 ext 3301

tuan.vo@yuanta.com.vn

**Nguyễn Việt Quang**

河內分行經理

+84 28 3622 6868 ext 3404

quang.nguyen@yuanta.com.vn

**Đinh Thị Thu Cúc**

頭頓分行經理

+84 28 3622 6868 ext 3203

cuc.dinh@yuanta.com.vn



## Appendix A: Important Disclosures

### Analyst Certification

Each research analyst primarily responsible for the content of this research report, in whole or in part, certifies that with respect to each security or issuer that the analyst covered in this report: (1) all of the views expressed accurately reflect his or her personal views about those securities or issuers; and (2) no part of his or her compensation was, is, or will be, directly or indirectly, related to the specific recommendations or views expressed by that research analyst in the research report.

### Ratings Definitions

**BUY:** We have a positive outlook on the stock based on our expected absolute or relative return over the investment period. Our thesis is based on our analysis of the company's outlook, financial performance, catalysts, valuation and risk profile. We recommend investors add to their position.

**HOLD-Outperform:** In our view, the stock's fundamentals are relatively more attractive than peers at the current price. Our thesis is based on our analysis of the company's outlook, financial performance, catalysts, valuation and risk profile.

**HOLD-Underperform:** In our view, the stock's fundamentals are relatively less attractive than peers at the current price. Our thesis is based on our analysis of the company's outlook, financial performance, catalysts, valuation and risk profile.

**SELL:** We have a negative outlook on the stock based on our expected absolute or relative return over the investment period. Our thesis is based on our analysis of the company's outlook, financial performance, catalysts, valuation and risk profile. We recommend investors reduce their position.

**Under Review:** We actively follow the company, although our estimates, rating and target price are under review.

**Restricted:** The rating and target price have been suspended temporarily to comply with applicable regulations and/or Yuanta policies.

Note: Yuanta research coverage with a Target Price is based on an investment period of 12 months. Greater China Discovery Series coverage does not have a formal 12 months Target Price and the recommendation is based on an investment period specified by the analyst in the report.

### Global Disclaimer

© 2020 Yuanta. All rights reserved. The information in this report has been compiled from sources we believe to be reliable, but we do not hold ourselves responsible for its completeness or accuracy. It is not an offer to sell or solicitation of an offer to buy any securities. All opinions and estimates included in this report constitute our judgment as of this date and are subject to change without notice.

This report provides general information only. Neither the information nor any opinion expressed herein constitutes an offer or invitation to make an offer to buy or sell securities or other investments. This material is prepared for general circulation to clients and is not intended to provide tailored investment advice and does not take into account the individual financial situation and objectives of any specific person who may receive this report. Investors should seek financial advice regarding the appropriateness of investing in any securities, investments or investment strategies discussed or recommended in this report. The information contained in this report has been compiled from sources believed to be reliable but no representation or warranty, express or implied, is made as to its accuracy, completeness or correctness. This report is not (and should not be construed as) a solicitation to act as securities broker or dealer in any jurisdiction by any person or company that is not legally permitted to carry on such business in that jurisdiction.

Yuanta research is distributed in the United States only to Major U.S. Institutional Investors (as defined in Rule 15a-6 under the Securities Exchange Act of 1934, as amended and SEC staff interpretations thereof). All transactions by a US person in the securities mentioned in this report must be effected through a registered broker-dealer under Section 15 of the Securities Exchange Act of 1934, as amended. Yuanta research is distributed in Taiwan by Yuanta Securities Investment Consulting. Yuanta research is distributed in Hong Kong by Yuanta Securities (Hong Kong) Co. Limited, which is licensed in Hong Kong by the Securities and Futures Commission for regulated activities, including Type 4 regulated activity (advising on securities). In Hong Kong, this research report may not be redistributed, retransmitted or disclosed, in whole or in part or any form or manner, without the express written consent of Yuanta Securities (Hong Kong) Co. Limited.