

市場仍維持短期上漲趨勢

2022/07/25

合約走勢					
單位	收盤 點數	+/- 點數	交易量 合約	到期 日期	剩餘 時間 日
VN30F2112	1225.6	-0.8	206,218	18/08	27
VN30F2201	1225.3	1.2	348	15/09	55
VN30F2203	1223.6	-0.1	80	15/12	146
VN30F2206	1222.4	1222.4	53	16/03	237

源自 Bloomberg - YSVN

合約更改交易量和持倉量				
單位	交易量 合約	+/- %	OI	+/- %
VN30F2112	206,218	662.2%	24,956	
VN30F2201	348	128.9%	25838	
VN30F2203	80	86.0%	280	
VN30F2206	53	-47.5%	543	

源自: Bloomberg - YSVN

合約的基差變動			
單位	基差 點數	前一盤 點數	+/- 點數
VN30F2112	-3.2	-1.2	-2.1
VN30F2201	-3.5	-1.2	-2.4
VN30F2203	-5.2	-11.2	5.9
VN30F2206	-6.4	-11.6	5.1

源自: Bloomberg - YSVN

合約走勢

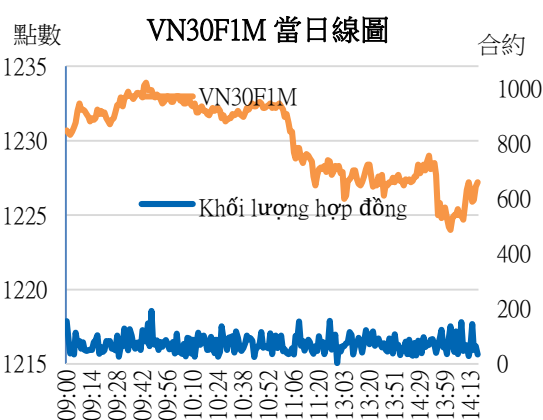
- 4 個期貨合約繼續在窄幅橫盤整理。與 VN30-Index 相比，VN30F2207 的基差錄得負 3 點。
- VN30F2208 交易量比前一交易日增加 662%，VN30F2209 增加 129%，VN30F2212 增加 86%，VN30F2303 減少 48%。

VN30F1M 的評估

- VN30F2208 繼續橫盤整理，但仍處於短期上漲通道中，顯示市場仍維持短期上漲趨勢。同時，根據艾略特波浪理論，VN30F2208 處於第 5 波上漲鏈中的第 4 波，因此短期仍有上漲空間。價格在 1222 點的附近支撐位。
- 在日線圖上，短期趨勢保持跌勢。

投資策略

當天策略 (Intraday)	投資者考慮在 1222-1223 點開設多頭，停損於 1221 點，止盈在 1232-1235 點。
主要短期 趨勢策略 (Daily)	隨著 VN30F2208 在寬幅內橫盤整理，投資者保持觀察頭寸。



Pham Tan Phat

高級分析專員

Email: phat.pham@yuanta.com.vn

Phone: (084) 28 3622 6868 ext 3880

We Create Fortune

VN30F1M 合約走勢圖

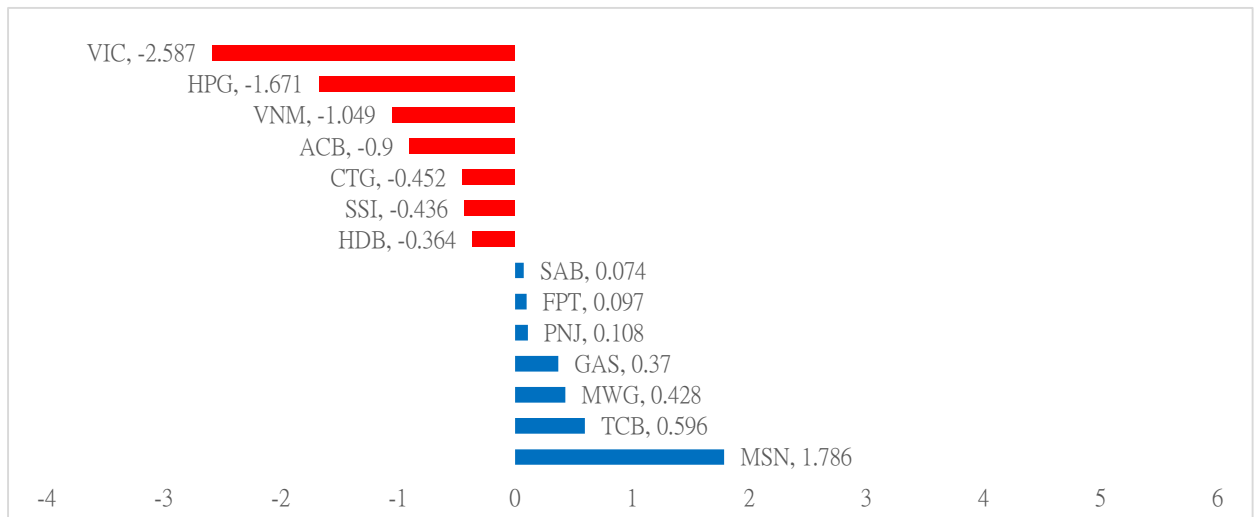


	VN30F2208-Daily	VN30F2208-1H
趨勢	下跌	橫盤
支撐 1	1200	1223
支撐 2	1170	1218
阻力 1	1300	1235
阻力 2	1340	1240

VN30-INDEX 指數走勢

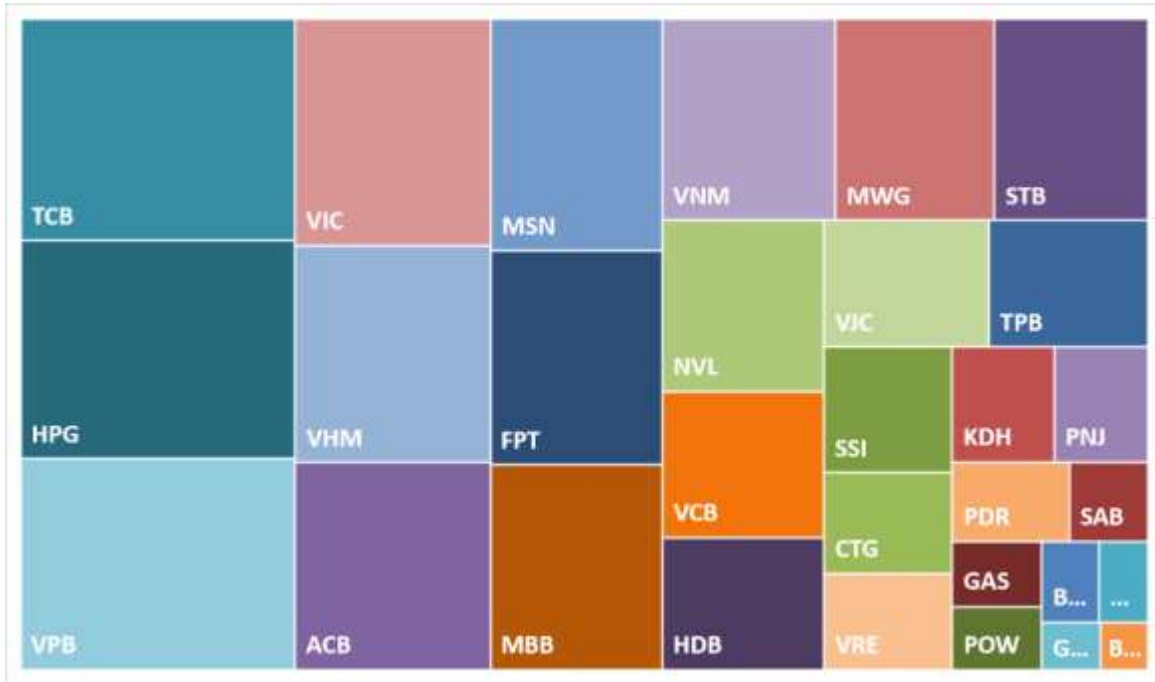
VN30-Index 收盤下跌 0.52%，其中 VIC、HPG 和 VNM 對指數的負面影響最大。相比之下，MSN、TCB 和 MWG 對指數的漲幅影響最大。

VN30-INDEX 中最有影響力的成份股



We Create Fortune

VN30-INDEX 中的資本化



VIC 的走勢圖





We Create **Fortune**

期貨合約的價格，交易量和持倉量

日期	VN30F2110	交易量	持倉量
22/07/2022	1,225.6	206,218	24,956
21/07/2022	1,234.1	203,851	24,956
20/07/2022	1,226.1	189,723	24,956
19/07/2022	1,213.0	196,947	33,018
18/07/2022	1,215.4	179,182	37,565
15/07/2022	1,210.1	220,851	37,775
14/07/2022	1,215.7	242,699	43,504
13/07/2022	1,210.0	251,969	40,552

日期	VN30F2111	交易量	持倉量
22/07/2022	1225.3	348	25,838
21/07/2022	1226.4	27,056	25,838
20/07/2022	1223.5	15,536	16,842
19/07/2022	1210.5	9,468	11,723
18/07/2022	1212.8	3,079	6,483
15/07/2022	1210.9	1,437	4,698
14/07/2022	1213.6	1,574	3,931
13/07/2022	1210	966	2,860

日期	VN30F2112	交易量	持倉量
22/07/2022	1,223.6	80	280
21/07/2022	1,224.1	152	280
20/07/2022	1,226.8	124	272
19/07/2022	1,209.5	18	269
18/07/2022	1,211.8	41	267
15/07/2022	1,214.2	75	269
14/07/2022	1,207.7	17	246
13/07/2022	1,210.1	46	246

日期	VN30F2203	交易量	持倉量
22/07/2022	1222.4	53	543
21/07/2022	1223.7	43	543
20/07/2022	1222.3	101	540
19/07/2022	1210.9	29	515
18/07/2022	1212.5	115	512
15/07/2022	1212.6	29	472
14/07/2022	1211.8	26	462
13/07/2022	1211.4	18	456

We Create Fortune

VN30-INDEX 中的成分股

股碼	公司名稱	行業	比重	收盤價	資本化	PER	PBR	3 個月平均交易量	外資持有	52 週最高	52 週最低
		單位	%	VND	Bil. VND	x	x	'000 cp	%	VND	VND
BID	越南投資與發展商業股份銀行	金融	0.6%	36,500	184,636	16.1	2.1	1,537	17%	49,950	28,950
KDH	Khang Dien 房屋貿易投資股份公司	房地產	1.4%	36,950	26,132	21.6	2.5	1,024	29%	52,273	33,000
CTG	越南工商股份銀行	金融	1.7%	27,500	132,158	10.8	1.4	4,349	27%	38,200	22,500
ACB	亞洲商業股份銀行	金融	6.0%	24,650	83,254	8.0	1.7	3,361	30%	29,480	22,000
PLX	越南油氣集團	能源	0.5%	42,350	53,810	21.7	2.1	1,098	18%	65,900	37,050
BVH	Bao Viet 集團	金融	0.4%	56,700	42,090	22.4	1.9	1,665	27%	70,000	47,000
FPT	FPT 發展投資工藝股份公司	科技	6.7%	85,000	93,247	19.8	4.8	2,602	49%	99,083	70,000
GAS	越南氣體總公司 - 股份公司	公用服務	0.8%	104,100	199,242	20.4	3.7	1,087	3%	134,000	85,000
POW	越南天然氣股份總公司	公用服務	0.7%	13,350	31,264	15.5	1.1	15,721	2%	20,800	10,200
HDB	胡志明市發展商業股份銀行	金融	2.8%	24,050	48,394	7.5	1.5	2,228	17%	33,950	21,500
HPG	Hoa Phat (和發) 集團股份公司	原材料	6.1%	22,700	131,996	4.0	1.3	24,559	21%	44,923	20,500
MBB	軍隊貿易股份銀行	金融	4.5%	25,600	96,725	7.1	1.5	8,666	23%	34,900	21,850
MSN	Masan 集團股份公司	必需消費品	5.1%	105,500	150,203	15.0	5.4	951	29%	145,833	85,700
MWG	世界移動通信投資股份公司	非必需消費品	5.6%	64,100	93,824	18.2	4.2	3,402	49%	81,400	52,000
NVL	Nova 房地產投資集團股份公司	房地產	4.3%	74,200	144,678	34.2	4.0	2,594	6%	91,000	72,000
PNJ	Phu Nhuan (富潤) 珠寶股份公司	非必需消費品	2.0%	114,000	27,630	20.9	3.5	979	49%	131,100	84,900
GVR	越南橡膠工業集團	原材料	0.3%	23,700	94,800	21.6	1.9	1,838	0%	43,300	20,500
PDR	Phat Dat 開發房地產股份公司	房地產	1.2%	52,900	35,530	17.0	4.6	2,027	2%	73,221	48,200
TPB	Tien Phong 股份商業銀行	金融	2.1%	28,300	44,764	8.1	1.5	2,556	30%	44,000	24,037
SAB	西貢啤酒 - 酒精 - 飲料股份公司	必需消費品	1.0%	165,000	105,811	27.6	4.9	148	63%	181,400	139,800
SSI	SSI 西貢證券股份公司	金融	1.9%	21,300	31,740	7.5	1.5	17,128	22%	54,232	16,965
STB	西貢商信銀行 (sacombank)	金融	3.5%	23,100	43,548	11.0	1.2	16,240	22%	36,700	18,600
TCB	越南技商股份銀行 (Techcombank)	金融	7.1%	36,850	129,377	6.7	1.3	5,943	22%	56,000	32,550
VCB	越南外商貿易股份銀行	金融	3.2%	72,500	343,107	14.9	2.9	1,044	23%	96,000	68,900
VHM	Vinhomes 股份公司	房地產	6.0%	58,900	256,472	6.7	2.0	3,653	23%	93,769	58,300
VIC	Vingroup 集團股份公司	房地產	7.2%	68,500	261,255	#N/A N/A	2.5	1,899	12%	109,600	66,200
VJC	Vietjet 越捷航空股份公司	工業	2.9%	126,000	68,243	348.6	4.0	624	17%	149,000	110,800
VNM	越南牛奶股份公司	必需消費品	5.2%	73,200	152,985	16.7	4.8	2,153	55%	92,400	64,500
VPB	Viet Nam Thinh Vuong (越南繁榮) 貿易股份銀行	金融	7.4%	28,200	125,362	7.3	1.4	11,391	18%	41,050	26,500
VRE	Vincom Retail 股份公司	房地產	1.9%	26,300	59,762	65.6	1.9	2,746	32%	37,000	25,100



We Create Fortune

元大證券（越南）公司

個人客戶分析部

Nguyễn Thế Minh

研究分析經理

+84 28 3622 6868 ext 3826

minh.nguyen@yuanta.com.vn

Lý Thị Hiền

研究分析主管

+84 28 3622 6868 ext 3908

hien.ly@yuanta.com.vn

Quách Đức Khánh

研究分析副主管

+84 28 3622 6868 ext 3833

khanh.quach@yuanta.com.vn

Khổng Hữu Hiệp

高級分析專員

+84 28 3622 6868 ext 3912

hiep.khong@yuanta.com.vn

Nguyễn Trịnh Ngọc Hồng

高級分析專員

+84 28 3622 6868 ext 3832

hong.nguyen@yuanta.com.vn

Phạm Tấn Phát

高級分析專員

+84 28 3622 6868 ext 3880

phat.pham@yuanta.com.vn

個人客戶業務部

Phạm Đắc Thành

北部分行經理

+84 28 3622 6868 ext 3416

thanh.pham@yuanta.com.vn

Võ Thị Thu Thủy

平陽分行經理

+84 28 3622 6868 ext 3505

thuy.vo@yuanta.com.vn

Lương Kỳ Ty

堤岸分行經理

+84 28 3622 6868 ext 3653

ty.luong@yuanta.com.vn

Bùi Quốc Phong

同奈分行經理

+84 28 3622 6868 ext 3701

phong.bui@yuanta.com.vn

Võ Đình Tuấn

峴港分行經理

+84 28 3622 6868 ext 3301

tuan.vo@yuanta.com.vn

Nguyễn Việt Quang

河內分行經理

+84 28 3622 6868 ext 3404

quang.nguyen@yuanta.com.vn

Đinh Thị Thu Cúc

頭頓分行經理

+84 28 3622 6868 ext 3203

cuc.dinh@yuanta.com.vn



Appendix A: Important Disclosures

Analyst Certification

Each research analyst primarily responsible for the content of this research report, in whole or in part, certifies that with respect to each security or issuer that the analyst covered in this report: (1) all of the views expressed accurately reflect his or her personal views about those securities or issuers; and (2) no part of his or her compensation was, is, or will be, directly or indirectly, related to the specific recommendations or views expressed by that research analyst in the research report.

Ratings Definitions

BUY: We have a positive outlook on the stock based on our expected absolute or relative return over the investment period. Our thesis is based on our analysis of the company's outlook, financial performance, catalysts, valuation and risk profile. We recommend investors add to their position.

HOLD-Outperform: In our view, the stock's fundamentals are relatively more attractive than peers at the current price. Our thesis is based on our analysis of the company's outlook, financial performance, catalysts, valuation and risk profile.

HOLD-Underperform: In our view, the stock's fundamentals are relatively less attractive than peers at the current price. Our thesis is based on our analysis of the company's outlook, financial performance, catalysts, valuation and risk profile.

SELL: We have a negative outlook on the stock based on our expected absolute or relative return over the investment period. Our thesis is based on our analysis of the company's outlook, financial performance, catalysts, valuation and risk profile. We recommend investors reduce their position.

Under Review: We actively follow the company, although our estimates, rating and target price are under review.

Restricted: The rating and target price have been suspended temporarily to comply with applicable regulations and/or Yuanta policies.

Note: Yuanta research coverage with a Target Price is based on an investment period of 12 months. Greater China Discovery Series coverage does not have a formal 12 months Target Price and the recommendation is based on an investment period specified by the analyst in the report.

Global Disclaimer

© 2020 Yuanta. All rights reserved. The information in this report has been compiled from sources we believe to be reliable, but we do not hold ourselves responsible for its completeness or accuracy. It is not an offer to sell or solicitation of an offer to buy any securities. All opinions and estimates included in this report constitute our judgment as of this date and are subject to change without notice.

This report provides general information only. Neither the information nor any opinion expressed herein constitutes an offer or invitation to make an offer to buy or sell securities or other investments. This material is prepared for general circulation to clients and is not intended to provide tailored investment advice and does not take into account the individual financial situation and objectives of any specific person who may receive this report. Investors should seek financial advice regarding the appropriateness of investing in any securities, investments or investment strategies discussed or recommended in this report. The information contained in this report has been compiled from sources believed to be reliable but no representation or warranty, express or implied, is made as to its accuracy, completeness or correctness. This report is not (and should not be construed as) a solicitation to act as securities broker or dealer in any jurisdiction by any person or company that is not legally permitted to carry on such business in that jurisdiction.

Yuanta research is distributed in the United States only to Major U.S. Institutional Investors (as defined in Rule 15a-6 under the Securities Exchange Act of 1934, as amended and SEC staff interpretations thereof). All transactions by a US person in the securities mentioned in this report must be effected through a registered broker-dealer under Section 15 of the Securities Exchange Act of 1934, as amended. Yuanta research is distributed in Taiwan by Yuanta Securities Investment Consulting. Yuanta research is distributed in Hong Kong by Yuanta Securities (Hong Kong) Co. Limited, which is licensed in Hong Kong by the Securities and Futures Commission for regulated activities, including Type 4 regulated activity (advising on securities). In Hong Kong, this research report may not be redistributed, retransmitted or disclosed, in whole or in part or any form or manner, without the express written consent of Yuanta Securities (Hong Kong) Co. Limited.