

## 當日市場：市場在尾盤被強勁拋售


2022/07/06

### 市場走勢


市場指數	VNI	HNI	UPCOM
收盤	1,181.29	277.94	87.19
%日	-1.19%	-1.16%	-0.81%
%週	-3.02%	-2.09%	-2.04%
%月	-8.28%	-10.48%	-7.41%
%年	-16.29%	-15.20%	-3.63%
<b>成交值(Bil.VND)</b>			
當日	13,785	1,334	769
日均量/週	11,676	1,179	958
日均量/月	14,199	1,675	1,320
<b>外資進出</b>			
買進	959.86	4.80	2.69
賣出	1,228.21	11.37	44.94
買賣超	-268.35	-6.57	-42.25
<b>市場漲跌家數</b>			
上漲	86	54	104
下跌	277	159	187
持平	58	142	612
<b>市場指標</b>			
P/E	12.79	13.64	17.02
總市值 (兆盾)	4,781	331	1,192
股息殖利率	1.41%	3.82%	5.75%

資料源: Bloomberg - YSVN

VNINDEX



HNIINDEX



### 市場走勢

大中小型股在尾盤的強勁拋售導致指數收盤下跌。VN-Index 收於 1,181.29 點，下跌 1.19%，HNX-Index 下跌 1.16%，Upcom-Index 下跌 0.81%。3 大市場的交易額達到 14 兆 820 億越南盾。

大型股錄得強勁拋售，如 GAS、MWG、MSN、PNJ 和 POW 在當日下跌超過 3%。當日唯一的亮點是銀行股，其中 BID (+3.6%)、TCB (+3.9%)、MBB (+3.5%)、STB (+3.1%) 等股票的漲幅最大。

中型股在當日被強勁獲利回吐，如 PC1、GEG、DIG、DGC、VHC、DCM 下跌超過 6%。FLC、ROS、AMD、HAI 等 FLC 股有關的股票保持積極上漲勢頭。

外資在當日賣超 3,170 億越南盾。VHM (770 億)、VCB (470 億)、MSN (360 億) 被拋售最多的股票。另一方面，VNM (320 億)、VHC (270 億)、FUSSVFL (220 億) 在買超方面領先。

### 市場短期觀點

我們認為市場在盤初可能會繼續下跌，VN-Index 可能會重新測試 1,162 點。同時，市場仍處於短期調整階段，因此短期現金流仍可能在各類股票之間出現分化，積極點是大型股的現金流有增加的跡象，尤其是銀行股。此外，情緒指標小幅下跌，顯示短期投資者對當前走勢的熱情較低。

大盤短期走勢仍為中性。因此，我們建議短期投資者可以觀察市場，並限制在大幅下跌的股票拋售。同時，短期投資者可以暫停買進新股。

請在 <https://ysradar.yuanta.com.vn/> 查看有關股票的信號。

We Create Fortune

技術分析圖



指數技術分析圖 VN-Index



指數技術分析圖 HNX-Index

指數	短期趨勢	中期趨勢	阻力區 1	阻力區 2	支撐區 1	支撐區 2
VN-Index	中性	下跌	1393	1500	1310	1200
HNX-Index	下跌	下跌	470	500	300	180
VN30	下跌	下跌	1550	1570	1445	960
VNMidcaps	上漲	下跌	1,730	1800	1650	963
VNSmallcaps	下跌	下跌	1430	1450	1400	804

We Create Fortune

胡志明市交易所 (HSX)

	收盤	漲跌%
VNI	1181.29	-1.19%
VN30	1242.05	-0.51%
VN Mid	1555.68	-2.06%
VN Small	1389.24	-2.57%

河內交易所 (HSX)

	收盤	漲跌%
HNI	277.94	-1.16%
HN30	487.01	-2.21%
VNX AllSh	1192.98	-1.07%

UPCOM 市場 (UPCoM)

	收盤	漲跌%
UPCoM	87.19	-0.81%

外資交易	成交值 (BiL.VND)
買進	959.86
賣出	1228.21
買超/賣超	-268.35

外資交易	成交值 (BiL.VND)
買進	4.80
賣出	11.37
買超/賣超	-6.57

外資交易	成交值 (BiL.VND)
買進	2.69
賣出	44.94
買超/賣超	-42.25

上漲排名/股碼	漲跌(VND)	漲跌%
ROS	210	6.86%
FLC	350	5.65%
AMD	170	5.33%
SKG	700	4.64%
TCB	1400	3.85%

上漲排名/股碼	漲跌(VND)	漲跌%
KLF	100	2.94%
KSF	1800	2.14%
SCG	600	0.84%
IDJ	100	0.81%
INN	200	0.38%

上漲排名/股碼	漲跌(VND)	漲跌%
TIS	888	11.53%
DGT	590	3.99%
OIL	264	2.13%
BVB	62	0.47%
ABB	47	0.46%

下跌排名/股碼	漲跌(VND)	漲跌%
HAH	-4800	-7.00%
VHC	-6100	-6.98%
ANV	-3350	-6.98%
FRT	-6000	-6.98%
CSV	-3200	-6.96%

下跌排名/股碼	漲跌(VND)	漲跌%
MST	-800	-9.41%
TNG	-2100	-7.09%
TVD	-800	-5.48%
CEO	-1500	-5.42%
TAR	-1400	-5.26%

下跌排名/股碼	漲跌(VND)	漲跌%
PAT	-13825	-7.55%
TID	-2154	-7.38%
MPC	-3195	-6.93%
BSR	-906	-3.27%
PPH	-951	-3.19%

\*備註: 市值>5,000 億盾; 成交值>15 億盾

市值排名/股碼	BiL.VND
VCB	350,679
VIC	277,273
VHM	265,616
GAS	207,855
BID	177,301

市值排名/股碼	BiL.VND
KSF	25,200
THD	19,915
NVB	17,261
IDC	16,599
BAB	13,556

市值排名/股碼	BiL.VND
ACV	171,069
BSR	85,763
MCH	68,258
VEA	57,556
SSH	30,124

交易量排名/股碼	成交值	30 日均
STB	30,049,300	15,042,181
VND	24,719,200	21,170,581
MBB	23,747,500	8,833,943
FLC	23,504,900	8,272,100
POW	21,074,400	23,883,714

交易量排名/股碼	成交值	30 日均
TTL	14,839,349	14,995
PVS	6,444,092	11,705,697
TNG	5,693,898	4,043,377
SHS	5,200,768	7,890,371
KLF	5,076,395	3,193,145

交易量排名/股碼	成交值	30 日均
BSR	15,094,081	20,131,277
PAS	2,029,210	1,146,493
VHG	1,770,160	2,978,771
VGT	1,348,740	1,921,136
OIL	1,338,504	1,635,384

資料源: Bloomberg & Yuanta Research

We Create Fortune

## 各行業板塊的交易走勢

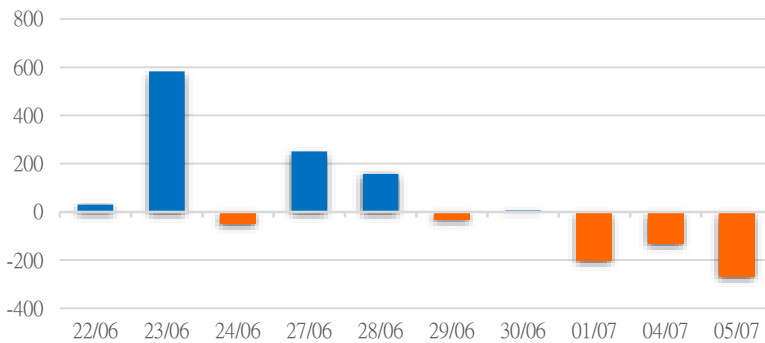


資料源: FinPro - YSVN

We Create Fortune

## 外資買進賣統計

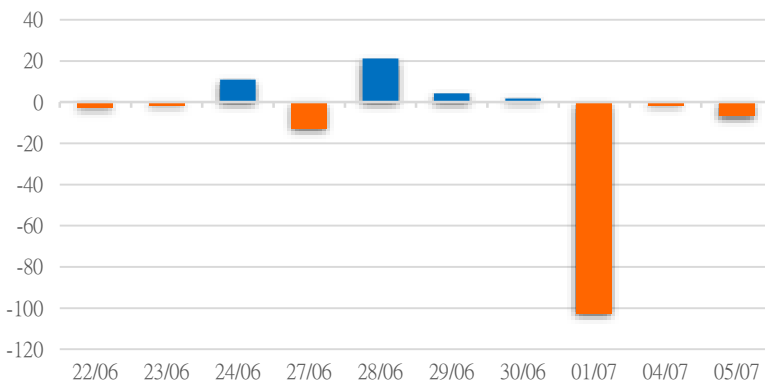
HSX 外資每日買/賣超



證券代碼	買超金額 (Mil.VND)	證券代碼	賣超金額 (Mil.VND)
VNM	32,025	VHM	76,783
VHC	27,433	VCB	46,592
FUESSVFL	21,501	MSN	36,299
STB	21,149	BID	23,813
CTG	18,744	NVL	22,983

HSX 外資買/賣超的前 5 名

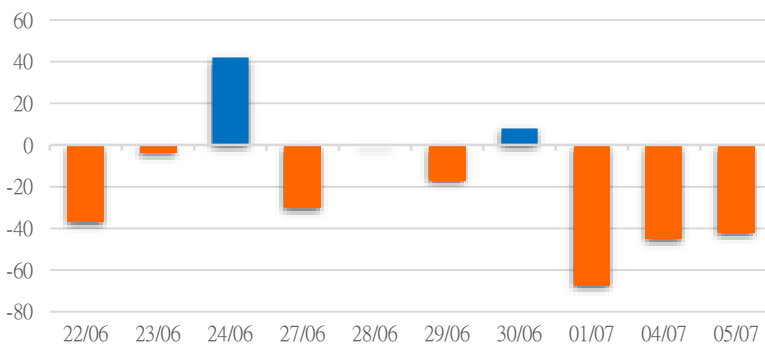
HNX 外資每日買/賣超



證券代碼	買超金額 (Mil.VND)	證券代碼	賣超金額 (Mil.VND)
ART	594	BVS	2,180
BTS	175	NVB	1,817
SD5	100	PVS	1,727
HUT	98	PVI	729
DNM	84	TNG	424

HNX 外資買/賣超的前 5 名

UPCOM 外資每日買/賣超



證券代碼	買超金額 (Mil.VND)	證券代碼	賣超金額 (Mil.VND)
QNS	983	BSR	34,813
FOC	610	VEA	8,249
ACV	275	QTP	794
CSI	184	BTD	227
VLG	50	OIL	186

UPCOM 外資買/賣超的前 5 名

源: FiinPro - YSVN

We Create Fortune

## 自營統計

證券代碼	買超金額 (Mil.VND)	證券代碼	賣超金額 (Mil.VND)
GEX	22,070	GAS	36,597
FPT	20,696	FUEKIV30	26,129
DGC	16,443	FUESSVFL	21,666
MBB	12,255	FUEVFNVD	9,332
MSN	9,687	DCM	5,866

HSX 自營交易最大前名

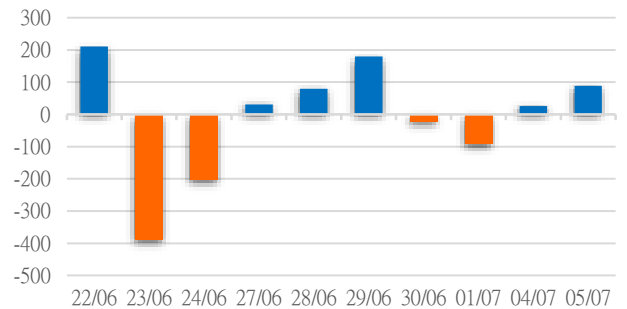
證券代碼	買超金額 (Mil.VND)	證券代碼	賣超金額 (Mil.VND)
SDN	2.87	TNG	158
MBS	1.23	SHS	109
		PVC	58
		NDN	41
		PVS	38

HNX 自營交易最大前名

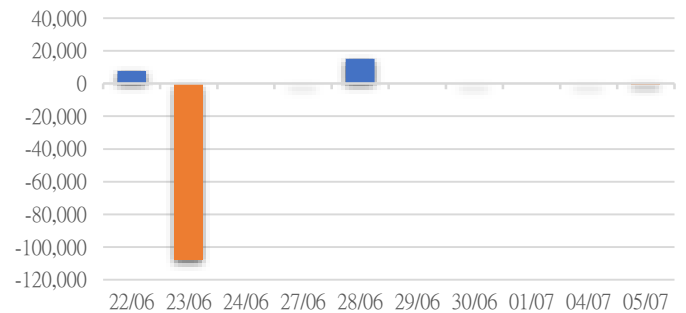
證券代碼	買超金額 (Mil.VND)	證券代碼	賣超金額 (Mil.VND)
TSJ	45	VLC	35
		BSR	28
		SDD	5
		VFR	5
		RIC	4

UPCoM 自營交易最大前名

HSX 自營交易每日買/賣超  
(Bil.VND)



HNX 自營交易每日買/賣超  
(Bil.VND)

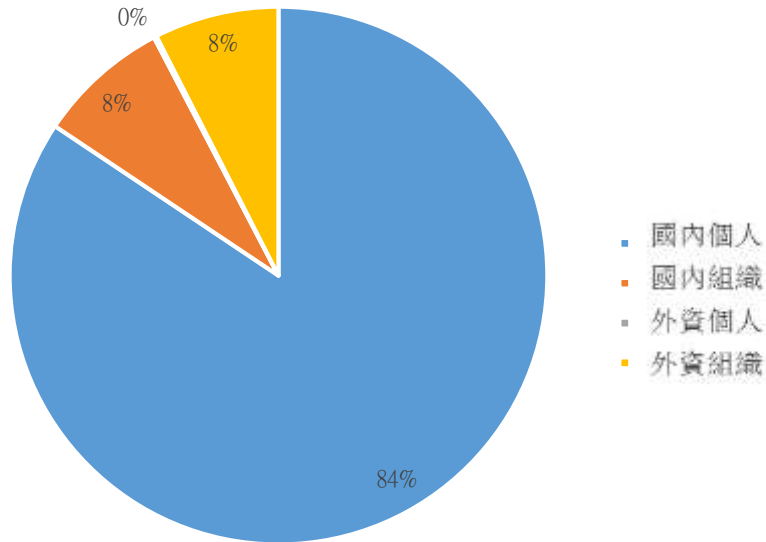


UPCoM 自營交易每日買/賣超  
(Bil.VND)



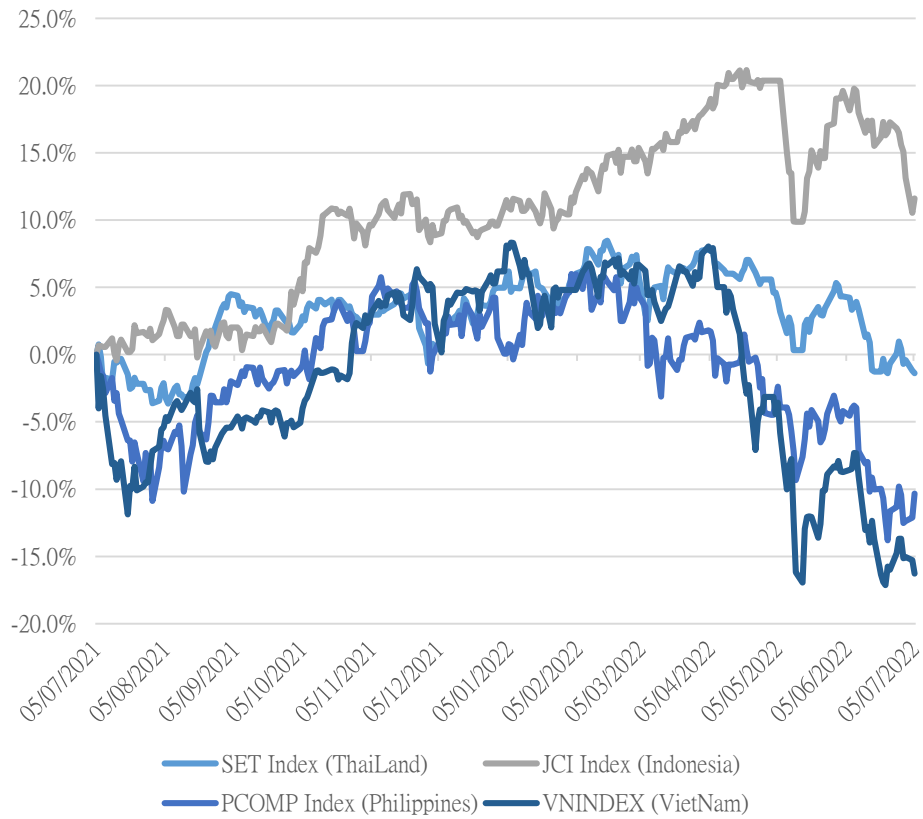
We Create **Fortune**

### 越南證券市場投資人類別統計



資料源: FiinPro - YSVN

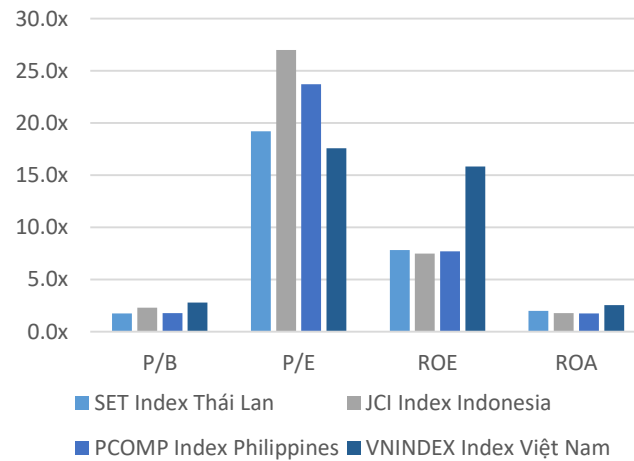
### 東南亞主要市場走勢比較



東南亞主要市場數據

		Thailand	Indonesia	Philippines	Vietnam
P/B		1.1x	2.0x	1.5x	2.0x
P/E		16.7x	14.35	18.1x	12.8x
ROE	%	9.17	13.27	8.96	15.66
ROA	%	2.33	3.35	2.03	2.55
Vốn hóa	Tỷ USD	517.95	580.07	156.82	203.55
GTGD	Triệu USD	1.38	0.76	0.05	0.38
LS cổ tức	%	2.85	2.70	2.04	1.55

源: Bloomberg & YSVN







We Create Fortune

## 元大證券（越南）公司

### 個人客戶分析部

**Nguyễn Thế Minh**  
研究分析經理  
+84 28 3622 6868 ext 3826  
minh.nguyen@yuanta.com.vn

**Lý Thị Hiền**  
研究分析主管  
+84 28 3622 6868 ext 3908  
hien.ly@yuanta.com.vn

**Quách Đức Khánh**  
研究分析副主管  
+84 28 3622 6868 ext 3833  
khanh.quach@yuanta.com.vn

**Khổng Hữu Hiệp**  
高級分析專員  
+84 28 3622 6868 ext 3912  
hiep.khong@yuanta.com.vn

**Nguyễn Trịnh Ngọc Hồng**  
高級分析專員  
+84 28 3622 6868 ext 3832  
hong.nguyen@yuanta.com.vn

**Phạm Tấn Phát**  
高級分析專員  
+84 28 3622 6868 ext 3880  
phat.pham@yuanta.com.vn

### 個人客戶業務部

**Phạm Đắc Thành**  
北部分行經理  
+84 28 3622 6868 ext 3416  
thanh.pham@yuanta.com.vn

**Võ Thị Thu Thủy**  
平陽分行經理  
+84 28 3622 6868 ext 3505  
thuy.vo@yuanta.com.vn

**Lương Kỳ Ty**  
堤岸分行經理  
+84 28 3622 6868 ext 3653  
ty.luong@yuanta.com.vn

**Bùi Quốc Phong**  
同奈分行經理  
+84 28 3622 6868 ext 3701  
phong.bui@yuanta.com.vn

**Võ Đình Tuấn**  
峴港分行經理  
+84 28 3622 6868 ext 3301  
tuan.vo@yuanta.com.vn

**Nguyễn Việt Quang**  
河內分行經理  
+84 28 3622 6868 ext 3404  
quang.nguyen@yuanta.com.vn

**Đinh Thị Thu Cúc**  
頭頓分行經理  
+84 28 3622 6868 ext 3203  
cuc.dinh@yuanta.com.vn

## Appendix A: Important Disclosures

### Analyst Certification

Each research analyst primarily responsible for the content of this research report, in whole or in part, certifies that with respect to each security or issuer that the analyst covered in this report: (1) all of the views expressed accurately reflect his or her personal views about those securities or issuers; and (2) no part of his or her compensation was, is, or will be, directly or indirectly, related to the specific recommendations or views expressed by that research analyst in the research report.

### Ratings Definitions

**BUY:** We have a positive outlook on the stock based on our expected absolute or relative return over the investment period. Our thesis is based on our analysis of the company's outlook, financial performance, catalysts, valuation and risk profile. We recommend investors add to their position.

**HOLD-Outperform:** In our view, the stock's fundamentals are relatively more attractive than peers at the current price. Our thesis is based on our analysis of the company's outlook, financial performance, catalysts, valuation and risk profile.

**HOLD-Underperform:** In our view, the stock's fundamentals are relatively less attractive than peers at the current price. Our thesis is based on our analysis of the company's outlook, financial performance, catalysts, valuation and risk profile.

**SELL:** We have a negative outlook on the stock based on our expected absolute or relative return over the investment period. Our thesis is based on our analysis of the company's outlook, financial performance, catalysts, valuation and risk profile. We recommend investors reduce their position.

**Under Review:** We actively follow the company, although our estimates, rating and target price are under review.

**Restricted:** The rating and target price have been suspended temporarily to comply with applicable regulations and/or Yuanta policies.

Note: Yuanta research coverage with a Target Price is based on an investment period of 12 months. Greater China Discovery Series coverage does not have a formal 12 month Target Price and the recommendation is based on an investment period specified by the analyst in the report.

### Global Disclaimer

© 2018 Yuanta. All rights reserved. The information in this report has been compiled from sources we believe to be reliable, but we do not hold ourselves responsible for its completeness or accuracy. It is not an offer to sell or solicitation of an offer to buy any securities. All opinions and estimates included in this report constitute our judgment as of this date and are subject to change without notice.

This report provides general information only. Neither the information nor any opinion expressed herein constitutes an offer or invitation to make an offer to buy or sell securities or other investments. This material is prepared for general circulation to clients and is not intended to provide tailored investment advice and does not take into account the individual financial situation and objectives of any specific person who may receive this report. Investors should seek financial advice regarding the appropriateness of investing in any securities, investments or investment strategies discussed or recommended in this report. The information contained in this report has been compiled from sources believed to be reliable but no representation or warranty, express or implied, is made as to its accuracy, completeness or correctness. This report is not (and should not be construed as) a solicitation to act as securities broker or dealer in any jurisdiction by any person or company that is not legally permitted to carry on such business in that jurisdiction.

Yuanta research is distributed in the United States only to Major U.S. Institutional Investors (as defined in Rule 15a-6 under the Securities Exchange Act of 1934, as amended and SEC staff interpretations thereof). All transactions by a US person in the securities mentioned in this report must be effected through a registered broker-dealer under Section 15 of the Securities Exchange Act of 1934, as amended. Yuanta research is distributed in Taiwan by Yuanta Securities Investment Consulting. Yuanta research is distributed in Hong Kong by Yuanta Securities (Hong Kong) Co. Limited, which is licensed in Hong Kong by the Securities and Futures Commission for regulated activities, including Type 4 regulated activity (advising on securities). In Hong Kong, this research report may not be redistributed, retransmitted or disclosed, in whole or in part or and any form or manner, without the express written