

當日市場：需求出現在 1150 點左右


2022/07/08

市場走勢


市場指數	VNI	HNI	UPCOM
收盤	1,166.48	271.86	86.38
%日	1.47%	-0.02%	0.19%
%週	-2.60%	-2.10%	-2.48%
%月	-9.67%	-10.62%	-7.80%
%年	-15.99%	-15.00%	-3.10%
成交值(Bil.VND)			
當日	9,048	803	572
日均量/週	11,371	1,121	1,003
日均量/月	13,785	1,609	1,263
外資進出			
買進	1,116.35	7.33	4.00
賣出	625.03	8.14	9.04
買賣超	491.32	-0.81	-5.04
市場漲跌家數			
上漲	100	47	62
下跌	67	43	97
持平	42	85	369
市場指標			
P/E	12.30	13.16	16.60
總市值 (兆盾)	4,597	319	1,163
股息殖利率	1.50%	3.86%	4.94%

資料源: Bloomberg - YSVN

VNINDEX



HNIINDEX



市場走勢

當日市場重新復甦，指數收於盤中的高點。其中，VN-Index 收於 1166.48 點，上漲 1.47%，HNX-Index 小幅下跌，Upcom-Index 上漲 0.19%。3 大市場的交易額達到 9 兆 270 億越南盾。

當日需求復甦，如 VIC (+3.4%)、VHM (+3.2%)、VRE (+3.8%) 和 VCB (3.7%)、BVH (3.8%)、BID (2%)、MSN (3%)、VNM (+3.3%) 是對指數的漲幅影響最大的股票。相反，當日的 GAS (-1.8%) 走弱於整個市場。

當日的現金流也更加活躍，幫助許多股票反轉上漲，如 TCM 或 VPH、HBC、DGC 大幅上漲。

外資在當日買超 4,850 億越南盾。VND (550 億)、NLG (220 億)、GMD (180 億) 在買超方面領先。另一方面，FUEVFNND (90 億)、E1VFN30 (90 億)、MS (60 億) 被拋售最多的股票。

市場短期觀點

我們認為市場可能會繼續復甦，VN-Index 可能會測試 1,175 - 1,181 點的阻力位。同時，市場仍處於短期調整階段，因此市場會在大幅下跌後出現復甦。但是，短期風險仍然較高，現金流尚未準備好回歸市場。此外，短期情緒指標繼續小幅下跌，顯示投資者對當前走勢仍持謹慎情緒。

市場的短期趨勢仍為中性。因此，我們建議短期投資者在此階段可以觀察市場和限制交易。

請在 <https://ysradar.yuanta.com.vn/> 查看有關股票的信號。

We Create Fortune

技術分析圖



指數技術分析圖 VN-Index



指數技術分析圖 HNX-Index

指數	短期趨勢	中期趨勢	阻力區 1	阻力區 2	支撐區 1	支撐區 2
VN-Index	中性	下跌	1393	1500	1310	1200
HNX-Index	下跌	下跌	470	500	300	180
VN30	下跌	下跌	1550	1570	1445	960
VNMidcaps	上漲	下跌	1,730	1800	1650	963
VNSmallcaps	下跌	下跌	1430	1450	1400	804

We Create Fortune

胡志明市交易所 (HSX)

	收盤	漲跌%
VNI	1166.48	1.47%
VN30	1229.23	1.43%
VN Mid	1529.46	1.08%
VN Small	1356.42	0.45%

河內交易所 (HSX)

	收盤	漲跌%
HNI	271.86	-0.02%
HN30	474.1	0.19%
VNX AllSh	1177.41	1.28%

UPCOM 市場 (UPCoM)

	收盤	漲跌%
UPCoM	86.38	0.19%

外資交易	成交值 (BiL.VND)
買進	1116.35
賣出	625.03
買超/賣超	491.32

外資交易	成交值 (BiL.VND)
買進	7.33
賣出	8.14
買超/賣超	-0.81

外資交易	成交值 (BiL.VND)
買進	4.00
賣出	9.04
買超/賣超	-5.04

上漲排名/ 股碼	漲跌(VND)	漲跌%
MIG	1500	6.98%
DGC	6400	6.96%
TTF	490	6.90%
FRT	4100	5.51%
FTS	1500	4.23%

上漲排名/ 股碼	漲跌(VND)	漲跌%
INN	1600	3.00%
PVI	1000	2.31%
HUT	500	2.05%
LAS	200	1.69%
APS	200	1.59%

上漲排名/ 股碼	漲跌(VND)	漲跌%
TIS	905	11.46%
CSI	267	0.45%
VUA	100	0.22%
SSH	69	0.08%
ACV	-28	-0.04%

下跌排名/ 股碼	漲跌(VND)	漲跌%
TNH	-1500	-3.49%
PVD	-450	-2.91%
SCS	-3900	-2.59%
AMD	-80	-2.51%
EIB	-650	-2.03%

下跌排名/ 股碼	漲跌(VND)	漲跌%
TAR	-1200	-5.06%
PVC	-600	-3.90%
HTP	-1500	-3.90%
BAB	-400	-2.35%
PVS	-300	-1.35%

下跌排名/ 股碼	漲跌(VND)	漲跌%
BSR	-1411	-5.95%
VHG	-133	-3.69%
SBS	-214	-2.49%
OIL	-261	-2.18%
VLC	-282	-1.44%

*備註: 市值>5,000 億盾; 成交值>15 億盾

市值排名/ 股碼	BiL.VND
GAS	183,356
BID	180,083
HPG	124,727
MBB	94,080
FPT	91,602

市值排名/ 股碼	BiL.VND
THD	19,180
NVB	17,261
IDC	16,071
BAB	13,828
PVS	10,659

市值排名/ 股碼	BiL.VND
ACV	169,029
BSR	73,442
MCH	67,734
VEA	57,358
SSH	30,524

交易量排名/ 股碼	成交值	30 日均
VND	21,112,600	22,388,627
HAG	15,361,300	13,778,686
HPG	13,328,000	22,112,491
SSI	9,823,100	15,925,132
VIX	8,399,200	6,644,877

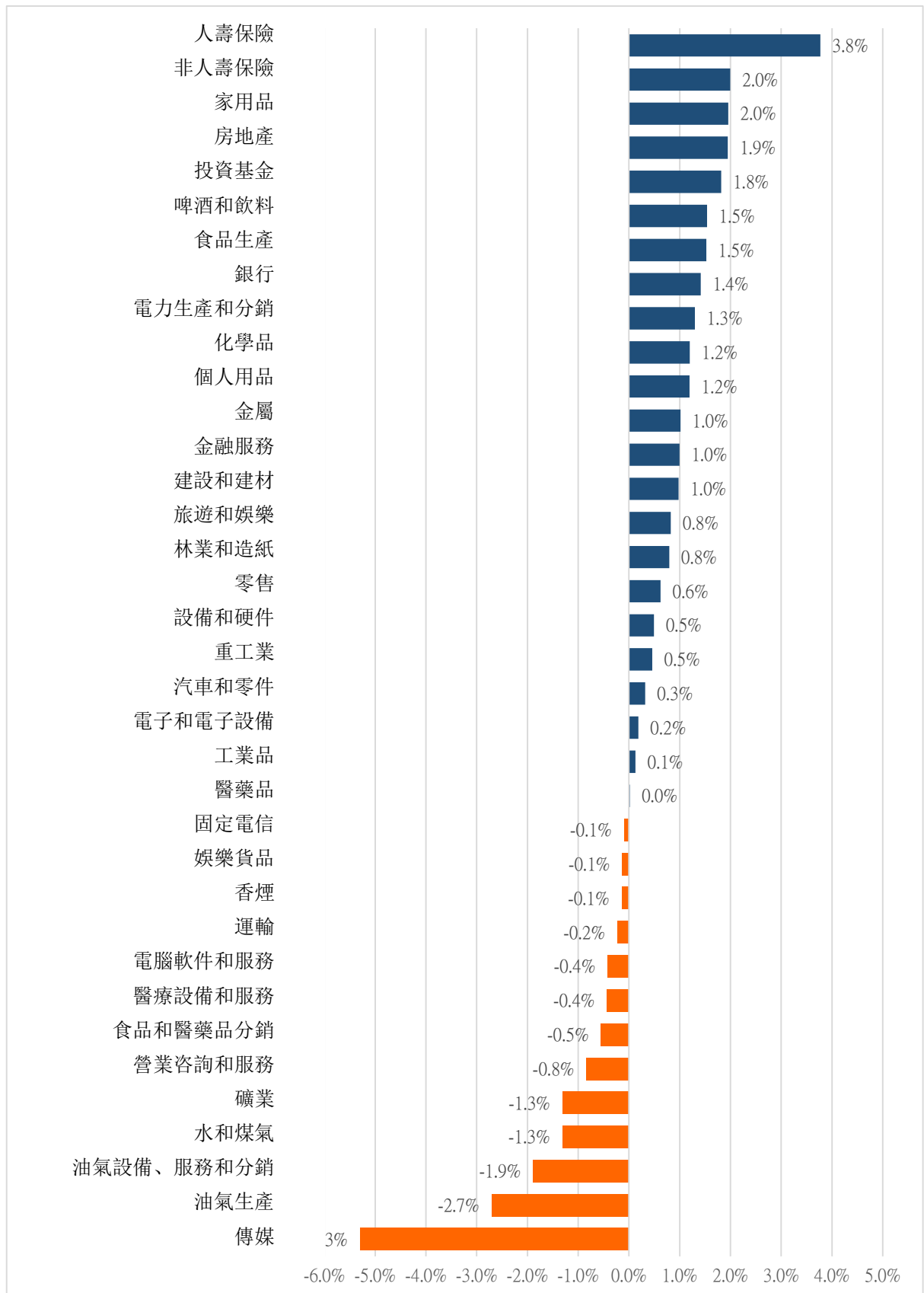
交易量排名/ 股碼	成交值	30 日均
PVS	5,948,525	11,394,646
SHS	5,458,912	7,740,469
HUT	2,856,464	3,872,290
ART	1,908,989	1,592,514
KLF	1,295,654	3,088,037

交易量排 名/股碼	成交值	30 日均
BSR	11,635,020	19,705,009
PAS	1,566,700	1,207,985
VHG	1,553,600	2,890,487
SBS	1,261,400	3,066,214
ABB	869,354	1,220,947

資料源: Bloomberg & Yuanta Research

We Create Fortune

各行業板塊的交易走勢

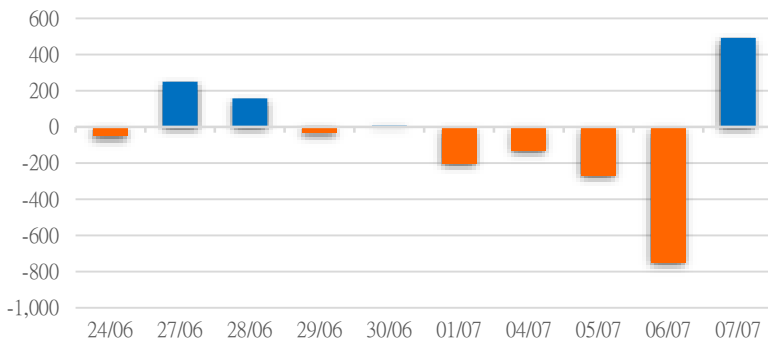


資料源: FiinPro - YSVN

We Create Fortune

外資買進賣統計

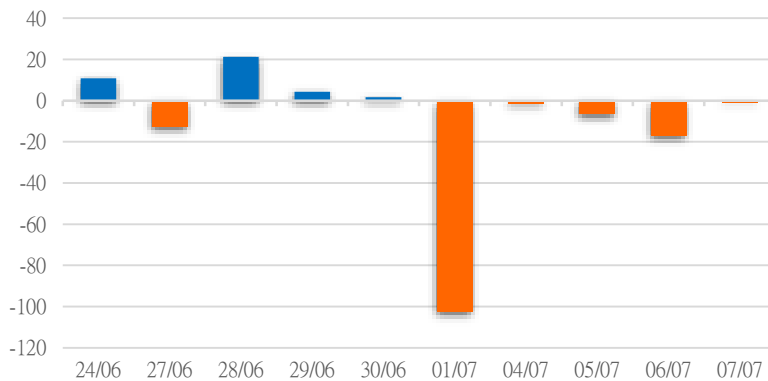
HSX 外資每日買/賣超



證券代碼	買超金額 (Mil.VND)	證券代碼	賣超金額 (Mil.VND)
VND	55,042	FUEVFVND	9,127
NLG	22,110	E1VFN30	8,589
GMD	18,140	MSB	6,141
HPG	11,671	GAS	3,452
FUESSVFL	11,398	HAG	3,214

HSX 外資買/賣超的前 5 名

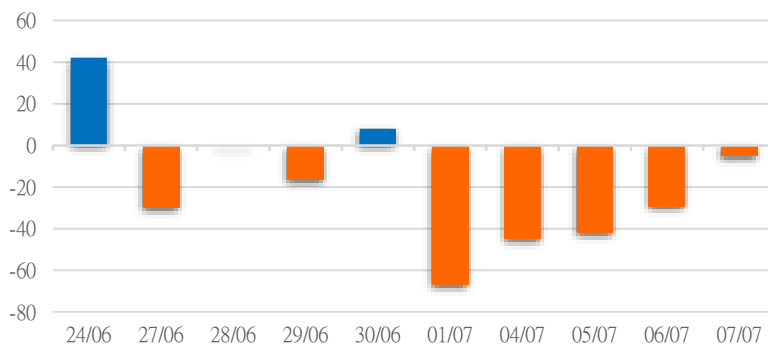
HNX 外資每日買/賣超



證券代碼	買超金額 (Mil.VND)	證券代碼	賣超金額 (Mil.VND)
PVS	396	NVB	1,877
PVC	136	BVS	1,555
DHT	114	SHS	360
IDC	113	PVI	290
IVS	37	DP3	145

HNX 外資買/賣超的前 5 名

UPCOM 外資每日買/賣超



證券代碼	買超金額 (Mil.VND)	證券代碼	賣超金額 (Mil.VND)
FOC	374	VEA	4,155
VGG	271	ACV	2,194
VTP	71	BSR	593
ABI	66	CSI	269
PAT	44	OIL	36

UPCOM 外資買/賣超的前 5 名

源: FiinPro - YSVN

We Create Fortune

自營統計

證券代碼	買超金額 (Mil.VND)	證券代碼	賣超金額 (Mil.VND)
TCB	85,002	FUEVFNVD	10,993
STB	27,870	FUESSVFL	10,140
VPB	13,596	REE	2,452
GEX	12,693	GAS	1,557
HPG	12,093	BVH	1,286

HSX 自營交易最大前名

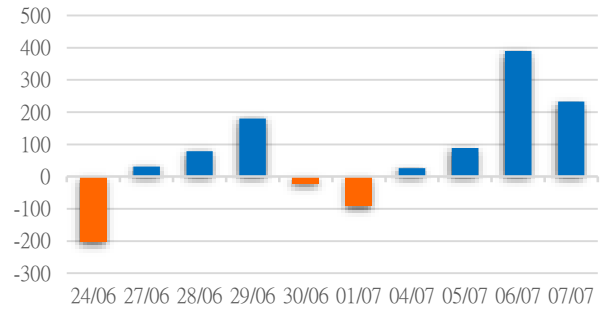
證券代碼	買超金額 (Mil.VND)	證券代碼	賣超金額 (Mil.VND)
SHS	0.95	PTI	23
		L14	9
		NVB	6
		VNC	4
		DHT	4

HNX 自營交易最大前名

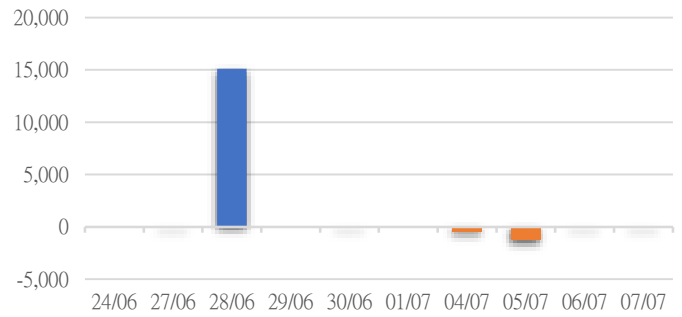
證券代碼	買超金額 (Mil.VND)	證券代碼	賣超金額 (Mil.VND)
		QTP	916
		ACV	829

UPCoM 自營交易最大前名

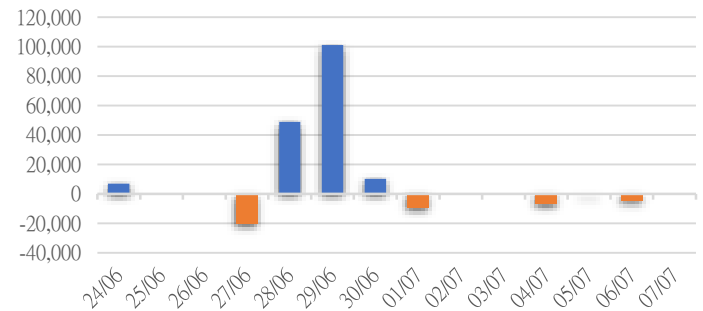
HSX 自營交易每日買/賣超
(Bil.VND)



HNX 自營交易每日買/賣超
(Bil.VND)



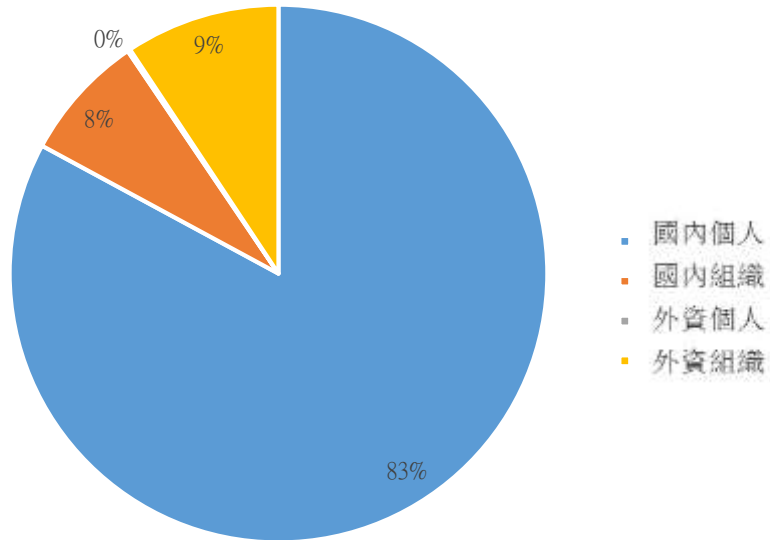
UPCoM 自營交易每日買/賣超
(Bil.VND)





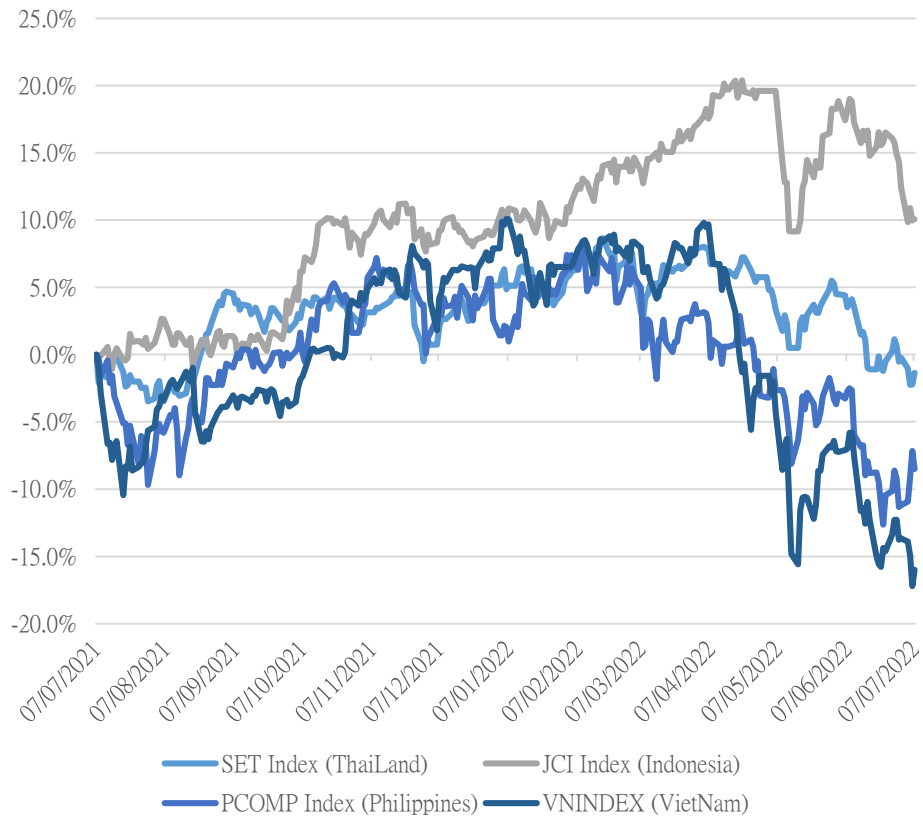
We Create **Fortune**

越南證券市場投資人類別統計



資料源: FiinPro - YSVN

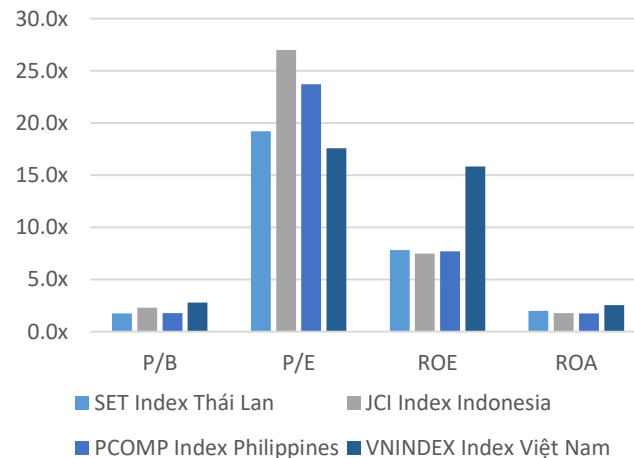
東南亞主要市場走勢比較



東南亞主要市場數據

		Thailand	Indonesia	Philippines	Vietnam
P/B		1.1x	2.0x	1.6x	2.0x
P/E		16.7x	14.32	18.2x	12.7x
ROE	%	9.17	13.26	8.96	15.66
ROA	%	2.33	3.36	2.03	2.55
Vốn hóa	Tỷ USD	505.64	582.38	160.39	195.33
GTGD	Triệu USD	1.80	0.63	0.06	0.46
LS cổ tức	%	2.86	2.71	2.03	1.57

源: Bloomberg & YSVN





We Create Fortune

元大證券（越南）公司

個人客戶分析部

Nguyễn Thế Minh
研究分析經理
+84 28 3622 6868 ext 3826
minh.nguyen@yuanta.com.vn

Lý Thị Hiền
研究分析主管
+84 28 3622 6868 ext 3908
hien.ly@yuanta.com.vn

Quách Đức Khánh
研究分析副主管
+84 28 3622 6868 ext 3833
khanh.quach@yuanta.com.vn

Khổng Hữu Hiệp
高級分析專員
+84 28 3622 6868 ext 3912
hiep.khong@yuanta.com.vn

Nguyễn Trịnh Ngọc Hồng
高級分析專員
+84 28 3622 6868 ext 3832
hong.nguyen@yuanta.com.vn

Phạm Tấn Phát
高級分析專員
+84 28 3622 6868 ext 3880
phat.pham@yuanta.com.vn

個人客戶業務部

Phạm Đắc Thành
北部分行經理
+84 28 3622 6868 ext 3416
thanh.pham@yuanta.com.vn

Võ Thị Thu Thủy
平陽分行經理
+84 28 3622 6868 ext 3505
thuy.vo@yuanta.com.vn

Lương Kỳ Ty
堤岸分行經理
+84 28 3622 6868 ext 3653
ty.luong@yuanta.com.vn

Bùi Quốc Phong
同奈分行經理
+84 28 3622 6868 ext 3701
phong.bui@yuanta.com.vn

Võ Đình Tuấn
峴港分行經理
+84 28 3622 6868 ext 3301
tuan.vo@yuanta.com.vn

Nguyễn Việt Quang
河內分行經理
+84 28 3622 6868 ext 3404
quang.nguyen@yuanta.com.vn

Đinh Thị Thu Cúc
頭頓分行經理
+84 28 3622 6868 ext 3203
cuc.dinh@yuanta.com.vn

Appendix A: Important Disclosures

Analyst Certification

Each research analyst primarily responsible for the content of this research report, in whole or in part, certifies that with respect to each security or issuer that the analyst covered in this report: (1) all of the views expressed accurately reflect his or her personal views about those securities or issuers; and (2) no part of his or her compensation was, is, or will be, directly or indirectly, related to the specific recommendations or views expressed by that research analyst in the research report.

Ratings Definitions

BUY: We have a positive outlook on the stock based on our expected absolute or relative return over the investment period. Our thesis is based on our analysis of the company's outlook, financial performance, catalysts, valuation and risk profile. We recommend investors add to their position.

HOLD-Outperform: In our view, the stock's fundamentals are relatively more attractive than peers at the current price. Our thesis is based on our analysis of the company's outlook, financial performance, catalysts, valuation and risk profile.

HOLD-Underperform: In our view, the stock's fundamentals are relatively less attractive than peers at the current price. Our thesis is based on our analysis of the company's outlook, financial performance, catalysts, valuation and risk profile.

SELL: We have a negative outlook on the stock based on our expected absolute or relative return over the investment period. Our thesis is based on our analysis of the company's outlook, financial performance, catalysts, valuation and risk profile. We recommend investors reduce their position.

Under Review: We actively follow the company, although our estimates, rating and target price are under review.

Restricted: The rating and target price have been suspended temporarily to comply with applicable regulations and/or Yuanta policies.

Note: Yuanta research coverage with a Target Price is based on an investment period of 12 months. Greater China Discovery Series coverage does not have a formal 12 month Target Price and the recommendation is based on an investment period specified by the analyst in the report.

Global Disclaimer

© 2018 Yuanta. All rights reserved. The information in this report has been compiled from sources we believe to be reliable, but we do not hold ourselves responsible for its completeness or accuracy. It is not an offer to sell or solicitation of an offer to buy any securities. All opinions and estimates included in this report constitute our judgment as of this date and are subject to change without notice.

This report provides general information only. Neither the information nor any opinion expressed herein constitutes an offer or invitation to make an offer to buy or sell securities or other investments. This material is prepared for general circulation to clients and is not intended to provide tailored investment advice and does not take into account the individual financial situation and objectives of any specific person who may receive this report. Investors should seek financial advice regarding the appropriateness of investing in any securities, investments or investment strategies discussed or recommended in this report. The information contained in this report has been compiled from sources believed to be reliable but no representation or warranty, express or implied, is made as to its accuracy, completeness or correctness. This report is not (and should not be construed as) a solicitation to act as securities broker or dealer in any jurisdiction by any person or company that is not legally permitted to carry on such business in that jurisdiction.

Yuanta research is distributed in the United States only to Major U.S. Institutional Investors (as defined in Rule 15a-6 under the Securities Exchange Act of 1934, as amended and SEC staff interpretations thereof). All transactions by a US person in the securities mentioned in this report must be effected through a registered broker-dealer under Section 15 of the Securities Exchange Act of 1934, as amended. Yuanta research is distributed in Taiwan by Yuanta Securities Investment Consulting. Yuanta research is distributed in Hong Kong by Yuanta Securities (Hong Kong) Co. Limited, which is licensed in Hong Kong by the Securities and Futures Commission for regulated activities, including Type 4 regulated activity (advising on securities). In Hong Kong, this research report may not be redistributed, retransmitted or disclosed, in whole or in part or and any form or manner, without the express written