

當日市場：市場繼續下跌

2022/07/12

市場走勢


市場指數	VNI	HNI	UPCOM
收盤	1,155.29	276.93	86.25
%日	-1.37%	-0.31%	-0.82%
%週	-3.37%	-1.51%	-1.88%
%月	-10.03%	-9.63%	-7.97%
%年	-14.24%	-9.72%	-0.95%
成交值(Bil.VND)			
當日	11,433	1,131	531
日均量/週	11,446	1,110	748
日均量/月	13,083	1,381	1,153
外資進出			
買進	699.60	3.48	3.86
賣出	692.59	6.41	6.44
買賣超	7.00	-2.93	-2.58
市場漲跌家數			
上漲	122	69	115
下跌	226	116	180
持平	73	169	608
市場指標			
P/E	12.53	13.40	16.83
總市值 (兆盾)	4,684	325	1,179
股息殖利率	1.44%	3.92%	4.94%

資料源: Bloomberg - YSVN

VNINDEX



HNIINDEX



市場走勢

市場繼續處於謹慎下跌的走勢。VN-Index 收於 1,155.29 點，下跌 1.37%，HNX-Index 下跌 0.31%，Upcom-Index 下跌 0.82%。3 大市場的交易額達到 11 兆 7,420 億越南盾。

銀行股在當日繼續被強勁拋售，如 HDB、VPB、VCB、TPB、ACB 下跌 2%-4%。此外，Vingroup 股票也被強勁拋售，則與一些有關商業領導的傳聞密切相關，這也影響了整個市場的走勢。除了 SSI(1.2%)以外，證券股大幅下跌，如 HCM、VIX 和 VND 下跌超過 3%。

在行業板塊方面，房地產和基本消費是市場的兩個亮點，如 DIG、KBC、IDC、DBC、BAF、VNM 等。

外資在當日的交易持平。VNM（490 億）、PNJ（240 億）、GMD（190 億）在買超方面領先。另一方面，SSI（360 億）、DPM（300 億）和越南盾（190 億）被拋售最多的股票。

市場短期觀點

我們認為 VN-Index 可能會在下個交易日復甦，並測試 1,175 - 11.80 點的短期阻力位。同時，市場仍處於短期調整階段，因此市場可能會持續出現漲跌交替的交易日，流動性較低。此外，我們認為市場可能會出現技術性復甦階段，抄底需求將逐步增加。大盤短期走勢仍為中性。因此，我們建議短期投資者可以在現階段觀察市場，並限制買進新股。

請在 <https://ysradar.yuanta.com.vn/> 查看有關股票的信號。

We Create Fortune

技術分析圖



指數技術分析圖 VN-Index



指數技術分析圖 HNX-Index

指數	短期趨勢	中期趨勢	阻力區 1	阻力區 2	支撐區 1	支撐區 2
VN-Index	中性	下跌	1393	1500	1310	1200
HNX-Index	下跌	下跌	470	500	300	180
VN30	下跌	下跌	1550	1570	1445	960
VNMidcaps	上漲	下跌	1,730	1800	1650	963
VNSmallcaps	下跌	下跌	1430	1450	1400	804

We Create Fortune

胡志明市交易所 (HSX)

	收盤	漲跌%
VNI	1155.29	-1.37%
VN30	1209.02	-1.83%
VN Mid	1537.55	-1.18%
VN Small	1376.24	-0.92%

河內交易所 (HSX)

	收盤	漲跌%
HNI	276.93	-0.31%
HN30	490.72	0.01%
VNX AllSh	1167.37	-1.58%

UPCOM 市場 (UPCoM)

	收盤	漲跌%
UPCoM	86.25	-0.82%

外資交易	成交值 (BiL.VND)
買進	699.6
賣出	692.59
買超/賣超	7

外資交易	成交值 (BiL.VND)
買進	3.48
賣出	6.41
買超/賣超	-2.93

外資交易	成交值 (BiL.VND)
買進	3.86
賣出	6.44
買超/賣超	-2.58

上漲排名/ 股碼	漲跌(VND)	漲跌%
TSC	430	6.99%
DBC	1700	6.91%
JVC	330	6.86%
HAG	630	6.55%
FIT	330	5.16%

上漲排名/ 股碼	漲跌(VND)	漲跌%
BCC	700	5.19%
IDC	2600	5.01%
NBC	700	4.67%
TVD	500	3.57%
HUT	900	3.49%

上漲排名/ 股碼	漲跌(VND)	漲跌%
VLC	1230	6.37%
MSR	590	3.41%
CSI	2113	3.32%
VFS	445	3.05%
DDV	378	2.38%

下跌排名/ 股碼	漲跌(VND)	漲跌%
FLC	-420	-6.97%
ROS	-220	-6.96%
ANV	-3150	-6.91%
FTS	-2550	-6.89%
DGW	-3900	-6.84%

下跌排名/ 股碼	漲跌(VND)	漲跌%
KLF	-200	-6.06%
BVS	-900	-4.64%
TNG	-1200	-4.48%
APS	-500	-3.68%
VCS	-2600	-3.63%

下跌排名/ 股碼	漲跌(VND)	漲跌%
VEF	-6686	-5.17%
KLB	-1160	-4.55%
BSR	-981	-4.17%
PAT	-6550	-4.13%
SBS	-214	-2.43%

*備註：市值>5,000 億盾；成交值>15 億盾

市值排名/ 股碼	BiL.VND
VCB	350,206
VIC	266,975
VHM	265,616
GAS	182,974
BID	177,048

市值排名/ 股碼	BiL.VND
KSF	25,050
THD	19,495
NVB	17,261
IDC	17,127
BAB	13,665

市值排名/ 股碼	BiL.VND
ACV	168,600
BSR	72,806
MCH	67,431
VEA	56,995
SSH	30,548

交易量排名/ 股碼	成交值	30 日均
SSI	26,063,700	16,214,827
HAG	25,379,200	14,101,382
STB	21,170,600	15,903,727
VND	19,432,000	23,585,327
HPG	14,976,400	21,481,341

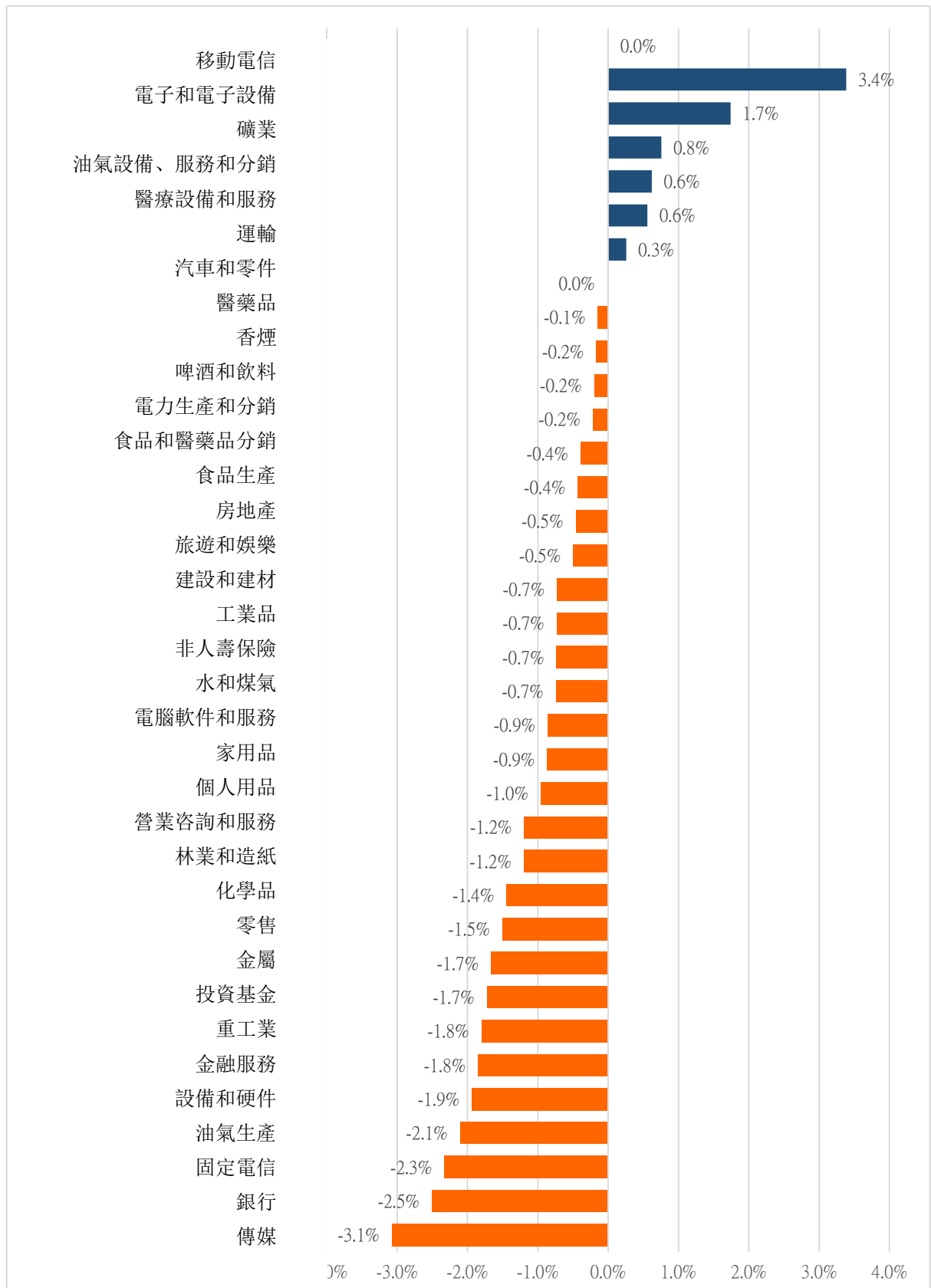
交易量排名/ 股碼	成交值	30 日均
SHS	8,774,185	7,464,204
CEO	6,485,979	4,409,732
PVS	5,367,081	10,349,996
HUT	4,678,417	3,508,345
KLF	2,971,653	2,855,845

交易量排 名/股碼	成交值	30 日均
BSR	9,413,543	18,652,126
SBS	1,625,437	2,729,651
G36	1,398,218	421,979
C4G	1,379,312	1,894,503
VHG	1,349,350	2,783,913

資料源: Bloomberg & Yuanta Research

We Create Fortune

各行業板塊的交易走勢

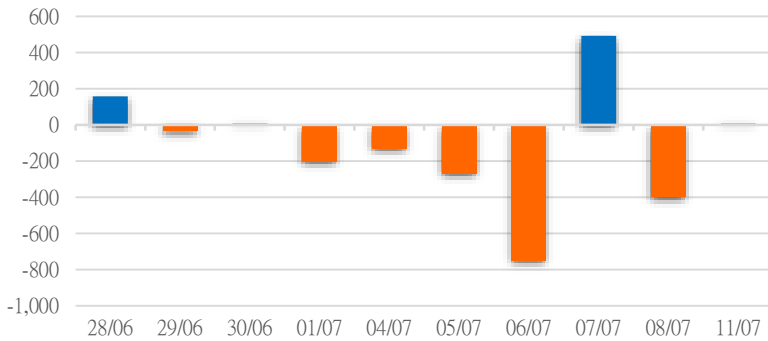


資料源:: FiinPro - YSVN

We Create Fortune

外資買進賣統計

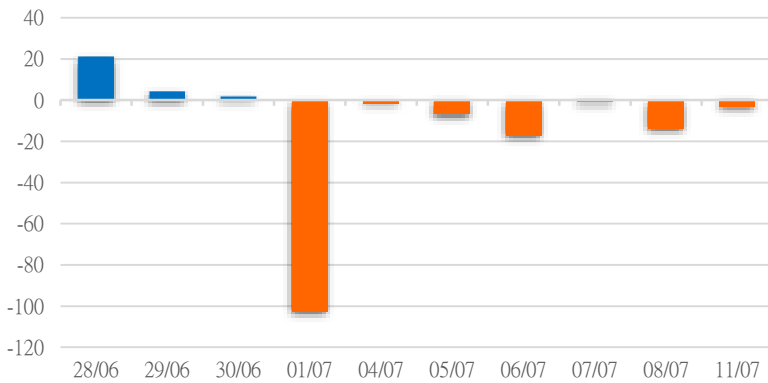
HSX 外資每日買/賣超



證券代碼	買超金額 (Mil.VND)	證券代碼	賣超金額 (Mil.VND)
VNM	48,904	SSI	35,715
PNJ	23,984	DPM	29,829
GMD	19,349	VND	18,970
STB	14,754	VCB	12,804
HPG	14,453	HCM	12,734

HSX 外資買/賣超的前 5 名

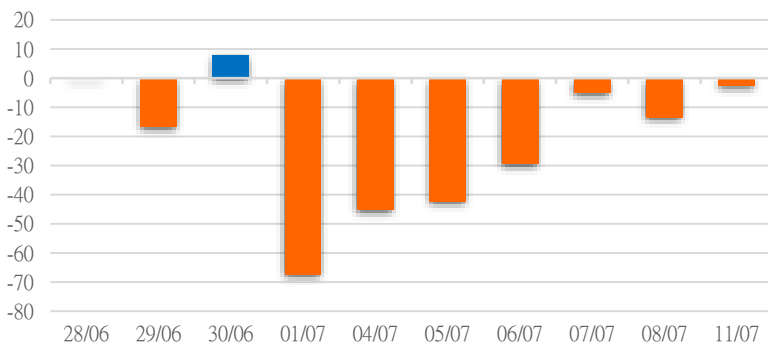
HNX 外資每日買/賣超



證券代碼	買超金額 (Mil.VND)	證券代碼	賣超金額 (Mil.VND)
PVS	2,032	VCS	2,806
PVI	280	BVS	2,030
PCG	230	NVB	620
SAF	176	TNG	369
SD5	136	BCC	146

HNX 外資買/賣超的前 5 名

UPCOM 外資每日買/賣超



證券代碼	買超金額 (Mil.VND)	證券代碼	賣超金額 (Mil.VND)
MCH	429	VEA	1,816
CMF	360	ACV	577
MPC	203	BDT	289
HU4	166	BTD	287
CHS	97	PXS	226

UPCOM 外資買/賣超的前 5 名

源: FiinPro - YSVN

We Create Fortune

自營統計

證券代碼	買超金額 (Mil.VND)	證券代碼	賣超金額 (Mil.VND)
GEX	13,783	TCB	13,434
SZC	7,960	FUEVFNVD	12,541
TDM	2,056	MWG	9,659
REE	1,705	E1VFN30	7,816
VHC	1,502	VPB	7,326

HSX 自營交易最大前名

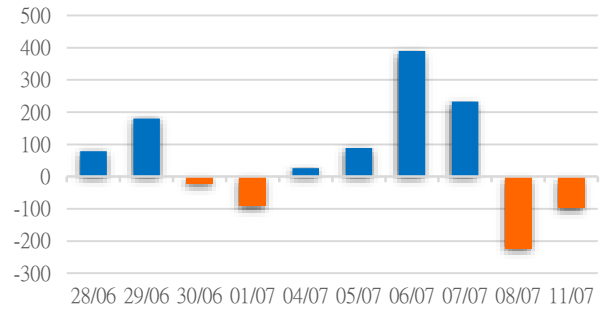
證券代碼	買超金額 (Mil.VND)	證券代碼	賣超金額 (Mil.VND)
IDC	540.00	VNC	3

HNX 自營交易最大前名

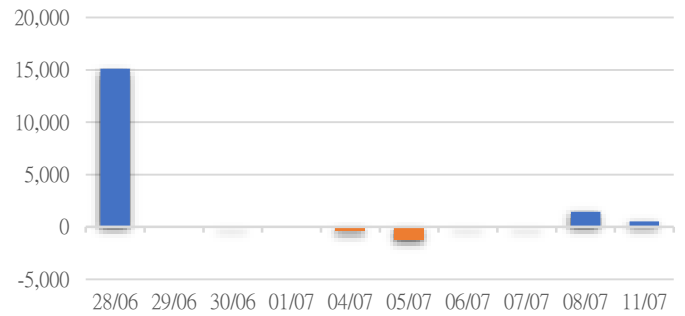
證券代碼	買超金額 (Mil.VND)	證券代碼	賣超金額 (Mil.VND)
		ACV	1,026

UPCoM 自營交易最大前名

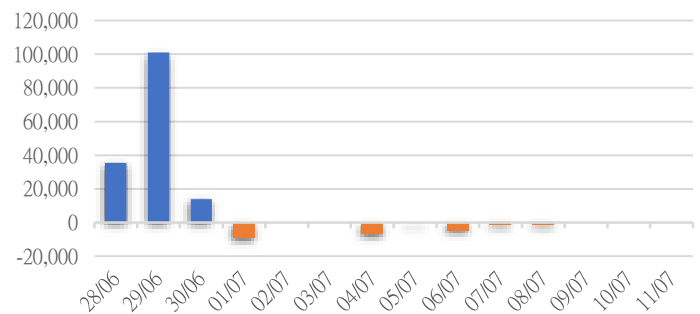
HSX 自營交易每日買/賣超
(Bil.VND)



HNX 自營交易每日買/賣超
(Bil.VND)



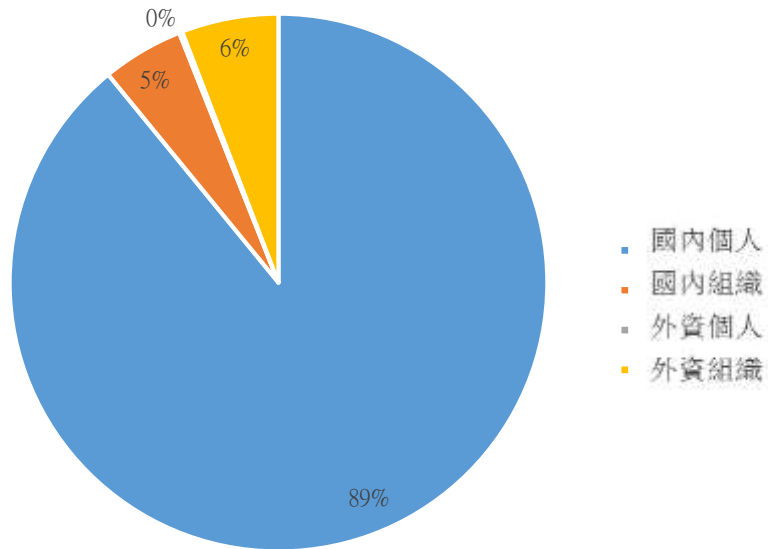
UPCoM 自營交易每日買/賣超
(Bil.VND)





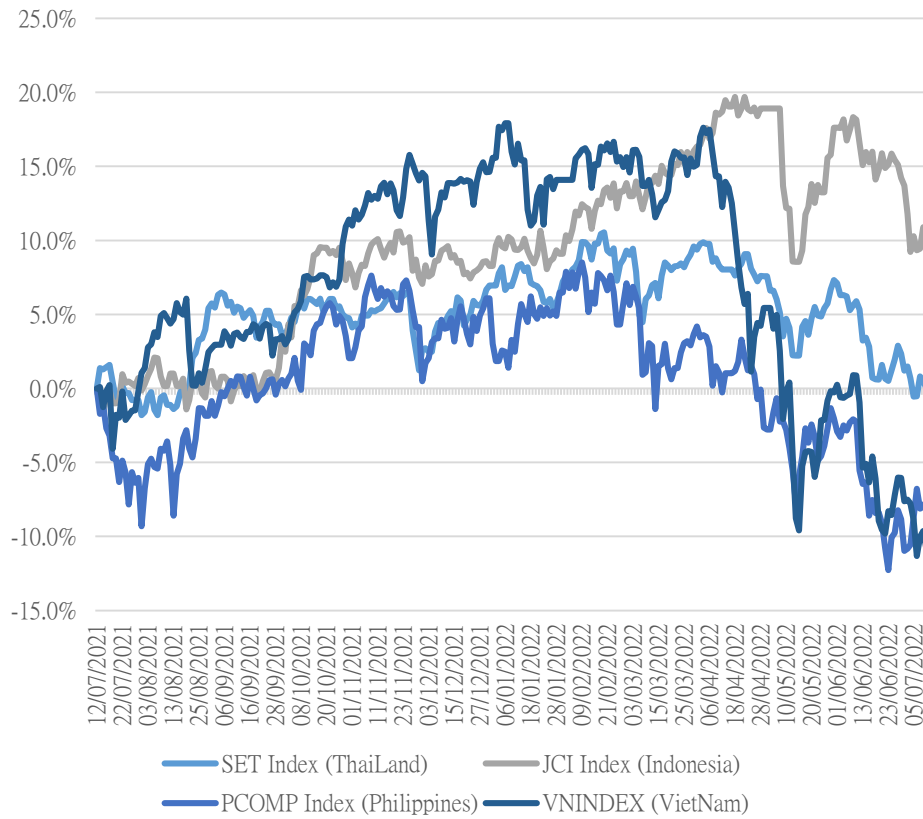
We Create **Fortune**

越南證券市場投資人類別統計



資料源: FiinPro - YSVN

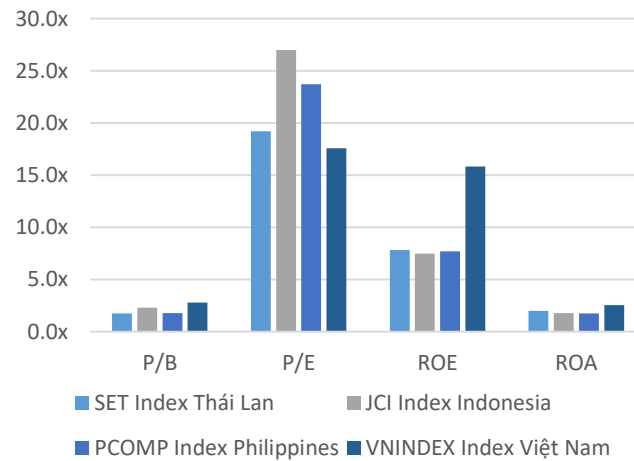
東南亞主要市場走勢比較



東南亞主要市場數據

		Thailand	Indonesia	Philippines	Vietnam
P/B		1.1x	2.0x	1.6x	1.9x
P/E		16.6x	14.39	18.3x	12.5x
ROE	%	9.17	13.26	8.96	15.72
ROA	%	2.33	3.35	2.03	2.54
Vốn hóa	Tỷ USD	512.62	590.22	158.54	199.35
GTGD	Triệu USD	1.32	0.64	0.10	0.40
LS cổ tức	%	2.87	2.68	2.02	1.57

源: Bloomberg & YSVN





We Create Fortune

元大證券（越南）公司

個人客戶分析部

Nguyễn Thế Minh
研究分析經理
+84 28 3622 6868 ext 3826
minh.nguyen@yuanta.com.vn

Lý Thị Hiền
研究分析主管
+84 28 3622 6868 ext 3908
hien.ly@yuanta.com.vn

Quách Đức Khánh
研究分析副主管
+84 28 3622 6868 ext 3833
khanh.quach@yuanta.com.vn

Khổng Hữu Hiệp
高級分析專員
+84 28 3622 6868 ext 3912
hiep.khong@yuanta.com.vn

Nguyễn Trịnh Ngọc Hồng
高級分析專員
+84 28 3622 6868 ext 3832
hong.nguyen@yuanta.com.vn

Phạm Tấn Phát
高級分析專員
+84 28 3622 6868 ext 3880
phat.pham@yuanta.com.vn

個人客戶業務部

Phạm Đắc Thành
北部分行經理
+84 28 3622 6868 ext 3416
thanh.pham@yuanta.com.vn

Võ Thị Thu Thủy
平陽分行經理
+84 28 3622 6868 ext 3505
thuy.vo@yuanta.com.vn

Lương Kỳ Ty
堤岸分行經理
+84 28 3622 6868 ext 3653
ty.luong@yuanta.com.vn

Bùi Quốc Phong
同奈分行經理
+84 28 3622 6868 ext 3701
phong.bui@yuanta.com.vn

Võ Đình Tuấn
峴港分行經理
+84 28 3622 6868 ext 3301
tuan.vo@yuanta.com.vn

Nguyễn Việt Quang
河內分行經理
+84 28 3622 6868 ext 3404
quang.nguyen@yuanta.com.vn

Đinh Thị Thu Cúc
頭頓分行經理
+84 28 3622 6868 ext 3203
cuc.dinh@yuanta.com.vn

Appendix A: Important Disclosures

Analyst Certification

Each research analyst primarily responsible for the content of this research report, in whole or in part, certifies that with respect to each security or issuer that the analyst covered in this report: (1) all of the views expressed accurately reflect his or her personal views about those securities or issuers; and (2) no part of his or her compensation was, is, or will be, directly or indirectly, related to the specific recommendations or views expressed by that research analyst in the research report.

Ratings Definitions

BUY: We have a positive outlook on the stock based on our expected absolute or relative return over the investment period. Our thesis is based on our analysis of the company's outlook, financial performance, catalysts, valuation and risk profile. We recommend investors add to their position.

HOLD-Outperform: In our view, the stock's fundamentals are relatively more attractive than peers at the current price. Our thesis is based on our analysis of the company's outlook, financial performance, catalysts, valuation and risk profile.

HOLD-Underperform: In our view, the stock's fundamentals are relatively less attractive than peers at the current price. Our thesis is based on our analysis of the company's outlook, financial performance, catalysts, valuation and risk profile.

SELL: We have a negative outlook on the stock based on our expected absolute or relative return over the investment period. Our thesis is based on our analysis of the company's outlook, financial performance, catalysts, valuation and risk profile. We recommend investors reduce their position.

Under Review: We actively follow the company, although our estimates, rating and target price are under review.

Restricted: The rating and target price have been suspended temporarily to comply with applicable regulations and/or Yuanta policies.

Note: Yuanta research coverage with a Target Price is based on an investment period of 12 months. Greater China Discovery Series coverage does not have a formal 12 month Target Price and the recommendation is based on an investment period specified by the analyst in the report.

Global Disclaimer

© 2018 Yuanta. All rights reserved. The information in this report has been compiled from sources we believe to be reliable, but we do not hold ourselves responsible for its completeness or accuracy. It is not an offer to sell or solicitation of an offer to buy any securities. All opinions and estimates included in this report constitute our judgment as of this date and are subject to change without notice.

This report provides general information only. Neither the information nor any opinion expressed herein constitutes an offer or invitation to make an offer to buy or sell securities or other investments. This material is prepared for general circulation to clients and is not intended to provide tailored investment advice and does not take into account the individual financial situation and objectives of any specific person who may receive this report. Investors should seek financial advice regarding the appropriateness of investing in any securities, investments or investment strategies discussed or recommended in this report. The information contained in this report has been compiled from sources believed to be reliable but no representation or warranty, express or implied, is made as to its accuracy, completeness or correctness. This report is not (and should not be construed as) a solicitation to act as securities broker or dealer in any jurisdiction by any person or company that is not legally permitted to carry on such business in that jurisdiction.

Yuanta research is distributed in the United States only to Major U.S. Institutional Investors (as defined in Rule 15a-6 under the Securities Exchange Act of 1934, as amended and SEC staff interpretations thereof). All transactions by a US person in the securities mentioned in this report must be effected through a registered broker-dealer under Section 15 of the Securities Exchange Act of 1934, as amended. Yuanta research is distributed in Taiwan by Yuanta Securities Investment Consulting. Yuanta research is distributed in Hong Kong by Yuanta Securities (Hong Kong) Co. Limited, which is licensed in Hong Kong by the Securities and Futures Commission for regulated activities, including Type 4 regulated activity (advising on securities). In Hong Kong, this research report may not be redistributed, retransmitted or disclosed, in whole or in part or and any form or manner, without the express written