

當日市場：房地產股幫助市場的情緒轉為積極


2022/07/13

市場走勢

市場指數	VNI	HNI	UPCOM
收盤	1,174.82	281.99	86.78
%日	1.69%	1.83%	0.61%
%週	-0.55%	1.46%	-0.47%
%月	-8.51%	-7.98%	-7.41%
%年	-9.37%	-3.75%	3.44%
成交值(Bil.VND)			
當日	10,651	1,301	629
日均量/週	10,819	1,103	720
日均量/月	12,973	1,377	1,129
外資進出			
買進	695.26	5.36	5.96
賣出	978.06	38.64	21.15
買賣超	-282.80	-33.28	-15.19
市場漲跌家數			
上漲	309	152	174
下跌	59	49	131
持平	53	153	598
市場指標			
P/E	12.36	13.39	16.79
總市值 (兆盾)	4,620	325	1,176
股息殖利率	1.46%	4.04%	5.00%

資料源: Bloomberg - YSVN

VNINDEX



HNIINDEX



市場走勢

抄底需求回歸市場，幫助 VN-Index 在連續 2 個下跌的交易日結束，並收漲 1.69%，止於 1174.82 點，而 HNX-Index 同步上漲 1.83%，Upcom-Index 上漲 0.61%。3 大市場的交易額達到 11 兆 1,280 億越南盾。

當日的積極漲幅如 GVR、DIG、KBC、ITA 等房地產股漲停。該板塊的積極走勢擴散至整個市場。銀行、油氣以及漁業在當日也大幅上漲，如 GAS、PVD、VHC 等上漲超過 4%。

在 HNX 上，PVS (+7.1%)、CEO (+3.8%)、IDC (+4.2%)、SHS (+2.1%)對指數的漲幅影響最大。

外資在當日賣超 3,310 億越南盾。VHM (870 億)、VCB (430 億)、CTG (400 億) 被拋售最多的股票。另一方面，STB (250 億)、VNM (220 億)、KBC (220 億) 在買超方面領先。

市場短期觀點

我們認為市場可能會維持上漲勢頭，VN-Index 在下個交易日可能會測試 20 日均線 (即 1,190 點)。同時，市場仍處於短期調整階段，因此現金流仍然較低，但現金流會在各類股票之間出現分化，積極點是現金流流入中小型股。

大盤短期走勢仍為中性。因此，我們建議短期投資者可以觀察市場，並在現階段不應買進新股。

請在 <https://ysradar.yuanta.com.vn/> 查看有關股票的信號。

We Create Fortune

技術分析圖



指數技術分析圖 VN-Index



指數技術分析圖 HNX-Index

指數	短期趨勢	中期趨勢	阻力區 1	阻力區 2	支撐區 1	支撐區 2
VN-Index	中性	下跌	1393	1500	1310	1200
HNX-Index	下跌	下跌	470	500	300	180
VN30	下跌	下跌	1550	1570	1445	960
VNMidcaps	上漲	下跌	1,730	1800	1650	963
VNSmallcaps	下跌	下跌	1430	1450	1400	804

We Create Fortune

胡志明市交易所 (HSX)

	收盤	漲跌%
VNI	1174.82	1.69%
VN30	1219.44	0.86%
VN Mid	1584.34	3.04%
VN Small	1421.98	3.32%

河內交易所 (HSX)

	收盤	漲跌%
HNI	281.99	1.83%
HN30	504.32	2.77%
VNX AllSh	1186.08	1.60%

UPCOM 市場 (UPCoM)

	收盤	漲跌%
UPCoM	86.78	0.61%

外資交易	成交值 (BiL.VND)
買進	695.26
賣出	978.06
買超/賣超	-282.8

外資交易	成交值 (BiL.VND)
買進	5.36
賣出	38.64
買超/賣超	-33.28

外資交易	成交值 (BiL.VND)
買進	5.96
賣出	21.15
買超/賣超	-15.19

上漲排名/ 股碼	漲跌(VND)	漲跌%
NHA	1400	7.00%
SZC	3150	7.00%
FIT	470	6.99%
TSC	460	6.99%
DIG	2800	6.98%

上漲排名/ 股碼	漲跌(VND)	漲跌%
APS	1200	9.16%
LIG	500	8.77%
PVC	1200	7.79%
CAP	5800	7.54%
DTD	1600	7.14%

上漲排名/ 股碼	漲跌(VND)	漲跌%
DRI	481	4.18%
SIP	4111	4.11%
VHG	133	3.69%
C4G	313	3.13%
TCI	257	3.06%

下跌排名/ 股碼	漲跌(VND)	漲跌%
TMS	-5000	-6.33%
CTF	-1350	-5.33%
THG	-800	-1.68%
VJC	-1900	-1.49%
HPX	-300	-1.12%

下跌排名/ 股碼	漲跌(VND)	漲跌%
HTP	-700	-1.84%
BAB	-100	-0.60%
SCG	-400	-0.56%
NVB	0	0.00%
VC3	0	0.00%

下跌排名/ 股碼	漲跌(VND)	漲跌%
SSH	-1458	-1.82%
VEF	-956	-0.78%
VEA	-315	-0.73%
ACG	-386	-0.58%
QNS	-44	-0.10%

*備註: 市值>5,000 億盾; 成交值>15 億盾

市值排名/ 股碼	BiL.VND
VCB	340,741
VIC	266,975
VHM	263,439
GAS	181,634
BID	174,519

市值排名/ 股碼	BiL.VND
KSF	24,990
THD	19,075
IDC	17,985
NVB	17,261
BAB	13,584

市值排名/ 股碼	BiL.VND
ACV	169,012
VGI	91,658
BSR	69,820
MCH	66,522
VEA	57,095

交易量排名/ 股碼	成交值	30 日均
HNG	33,183,500	4,652,681
VND	20,335,500	25,019,438
HAG	19,820,600	15,208,395
STB	12,849,100	16,073,119
HPG	12,291,500	21,090,652

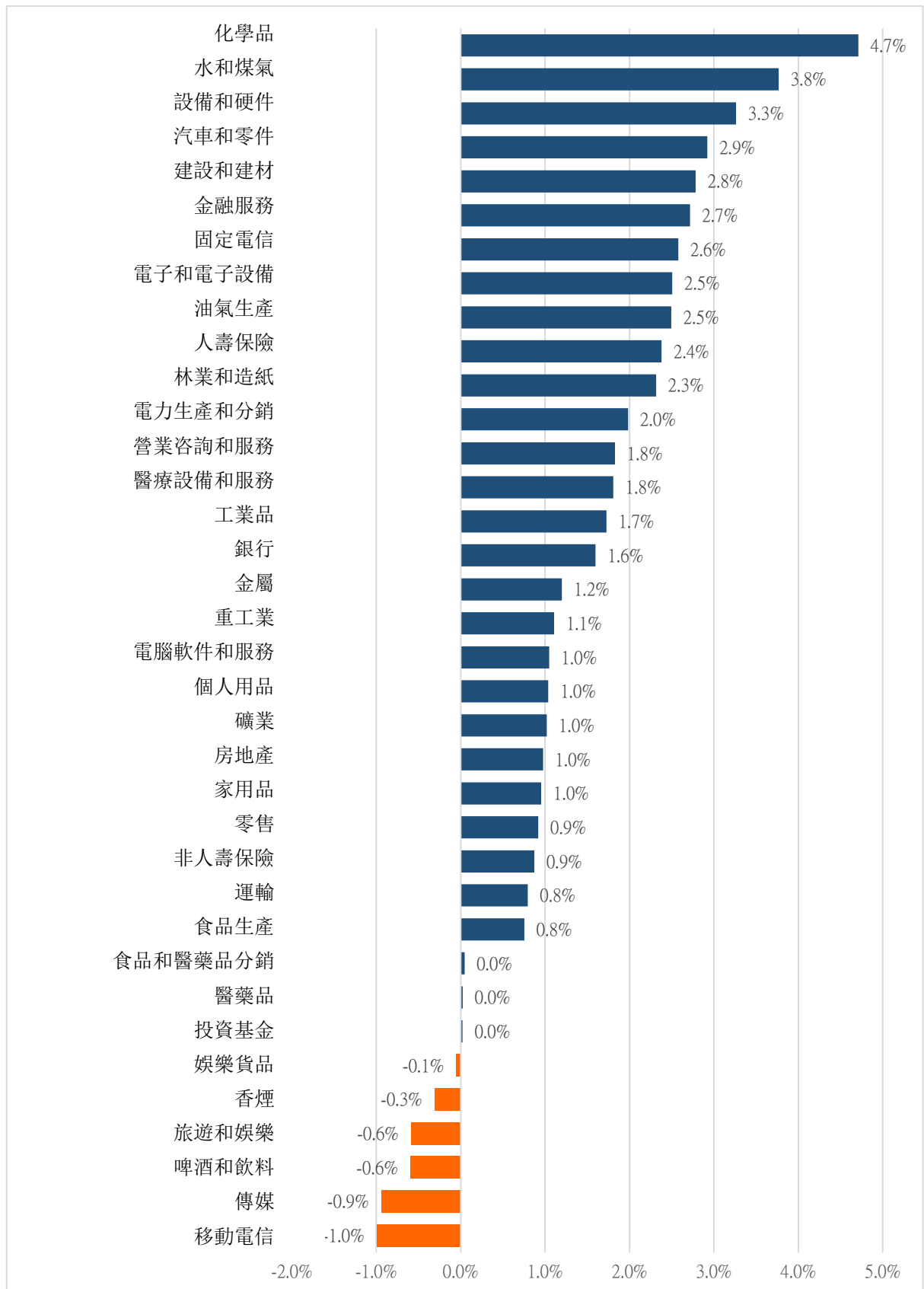
交易量排名/ 股碼	成交值	30 日均
PVS	10,042,510	9,809,465
CEO	6,968,918	4,651,291
SHS	6,930,163	7,515,402
IDC	3,445,813	1,732,113
HUT	2,823,840	3,469,147

交易量排 名/股碼	成交值	30 日均
BSR	9,765,647	17,564,210
VHG	3,399,400	2,839,597
PAS	2,120,400	1,195,459
NED	2,030,316	368,924
C4G	1,928,333	1,761,865

資料源: Bloomberg & Yuanta Research

We Create Fortune

各行業板塊的交易走勢



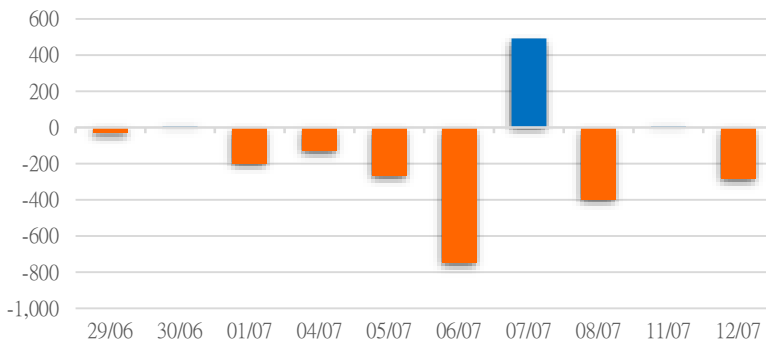
資料源: FiinPro - YSVN



We Create Fortune

外資買進賣統計

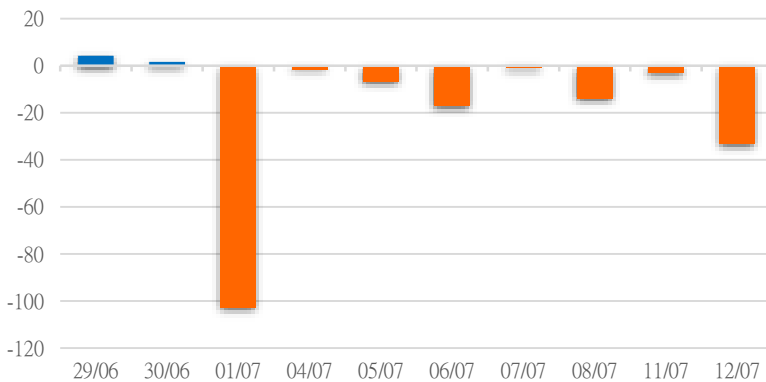
HSX 外資每日買/賣超



證券代碼	買超金額 (Mil.VND)	證券代碼	賣超金額 (Mil.VND)
STB	25,350	VHM	86,916
VNM	22,230	VCB	42,690
KBC	21,856	CTG	40,426
DGC	16,717	VND	40,383
DIG	14,375	HPG	25,728

HSX 外資買/賣超的前 5 名

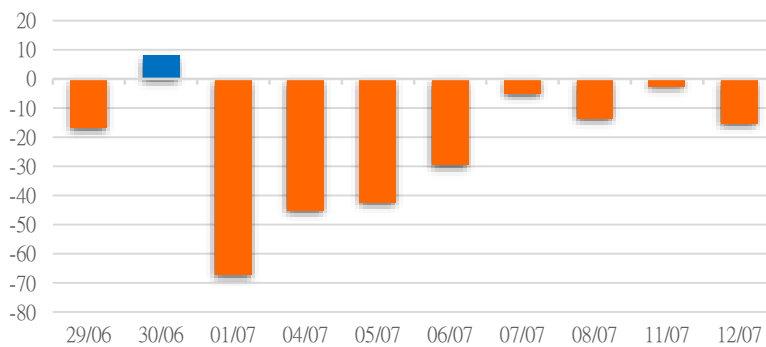
HNX 外資每日買/賣超



證券代碼	買超金額 (Mil.VND)	證券代碼	賣超金額 (Mil.VND)
PVS	1,953	CEO	13,252
SD5	211	SHS	7,626
PVI	111	NVB	5,282
ICG	93	IDC	3,218
MCF	81	DP3	2,004

HNX 外資買/賣超的前 5 名

UPCOM 外資每日買/賣超



證券代碼	買超金額 (Mil.VND)	證券代碼	賣超金額 (Mil.VND)
QTP	405	VEA	13,575
BSR	181	CSI	575
HPD	173	ACV	550
CLX	162	OIL	316
HU4	147	MFS	244

UPCOM 外資買/賣超的前 5 名

源: FiinPro - YSVN

We Create Fortune

自營統計

證券代碼	買超金額 (Mil.VND)	證券代碼	賣超金額 (Mil.VND)
GEX	22,622	FPT	10,672
FUEVFNVD	17,339	HPG	7,306
TDM	5,661	MBB	5,611
KDH	3,604	PNJ	4,110
STB	2,454	PVT	3,818

HSX 自營交易最大前名

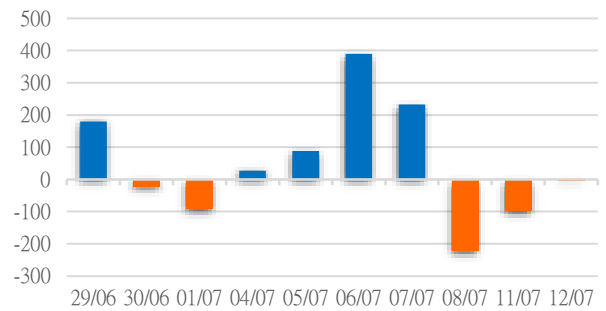
證券代碼	買超金額 (Mil.VND)	證券代碼	賣超金額 (Mil.VND)
PVS	1,800.20		
PGT	0.13		

HNX 自營交易最大前名

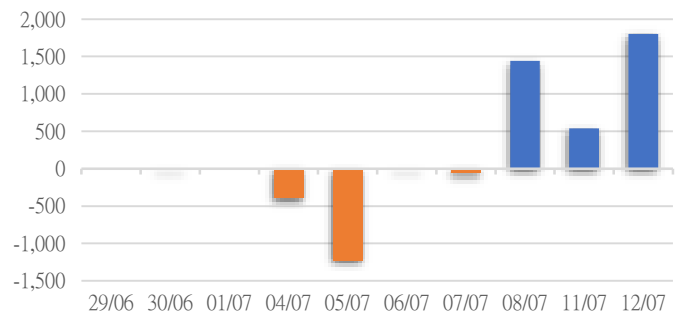
證券代碼	買超金額 (Mil.VND)	證券代碼	賣超金額 (Mil.VND)
		BSR	1,170
		QTP	810
		ACV	777

UPCoM 自營交易最大前名

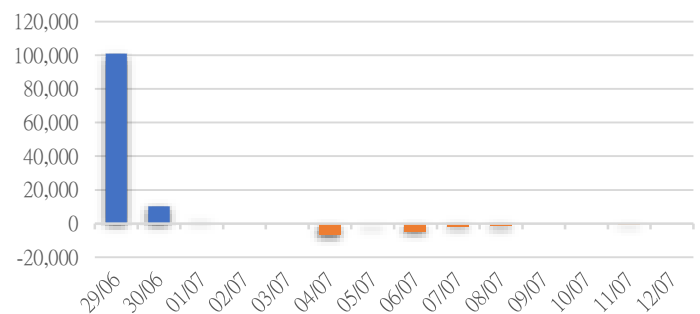
HSX 自營交易每日買/賣超
(Bil.VND)



HNX 自營交易每日買/賣超
(Bil.VND)



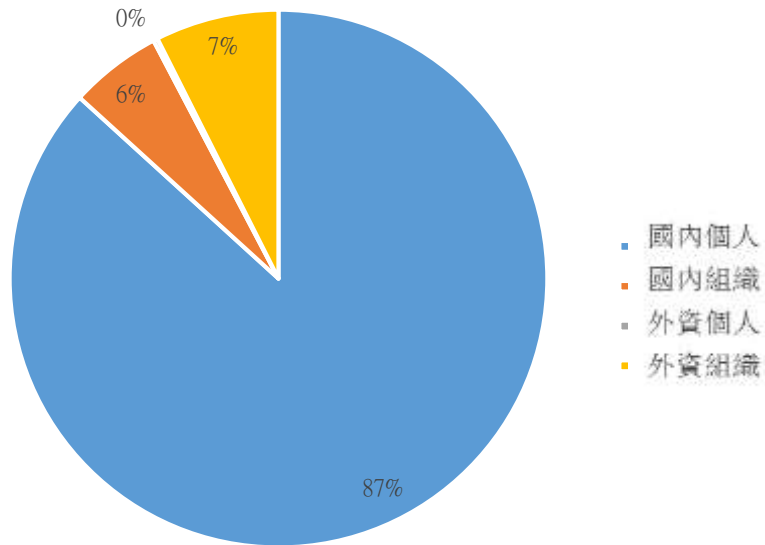
UPCoM 自營交易每日買/賣超
(Bil.VND)





We Create **Fortune**

越南證券市場投資人類別統計

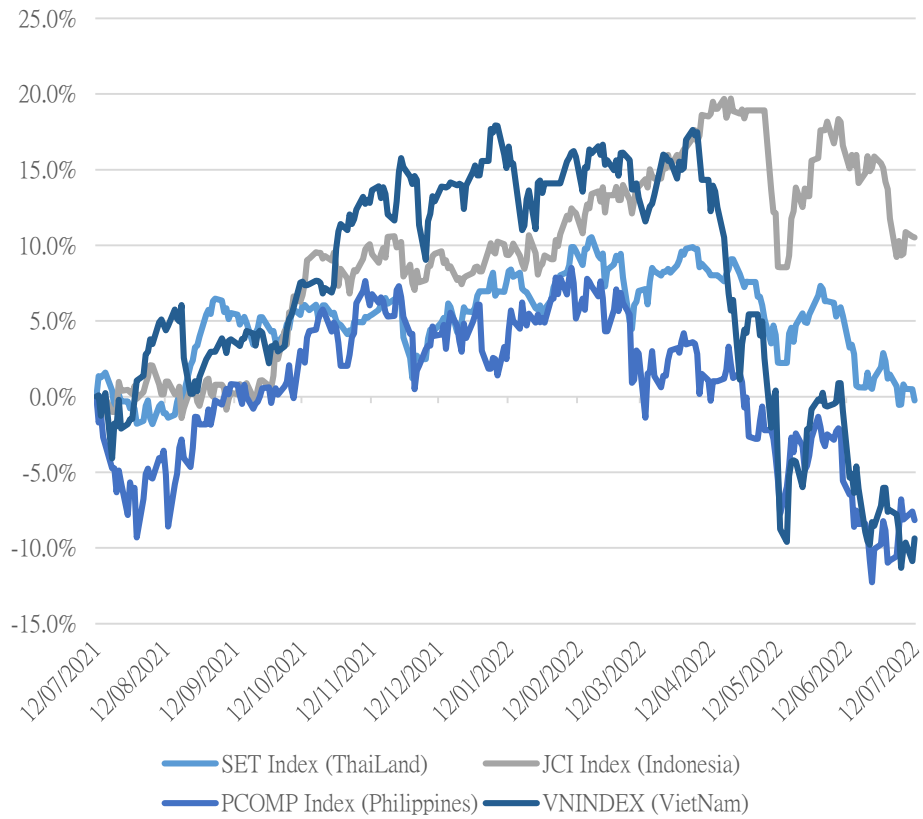


資料源: FiinPro - YSVN



We Create Fortune

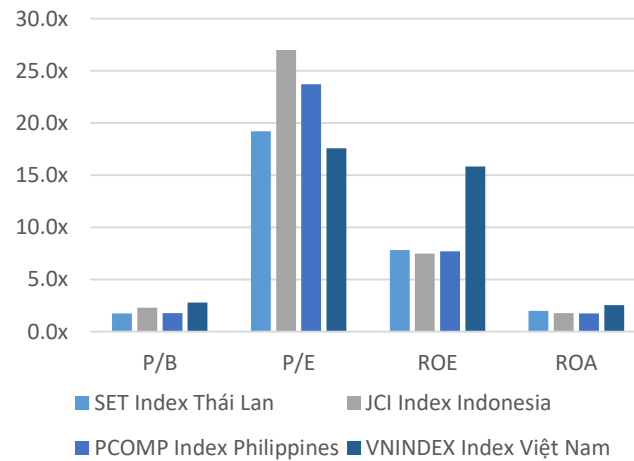
東南亞主要市場走勢比較



東南亞主要市場數據

		Thailand	Indonesia	Philippines	Vietnam
P/B		1.1x	2.0x	1.6x	2.0x
P/E		16.6x	14.43	18.2x	12.7x
ROE	%	9.17	13.26	8.96	15.73
ROA	%	2.33	3.35	2.03	2.54
Vốn hóa	Tỷ USD	509.22	588.72	158.24	196.42
GTGD	Triệu USD	1.12	0.49	0.04	0.43
LS cổ tức	%	2.87	2.69	2.03	1.55

源: Bloomberg & YSVN





We Create Fortune

元大證券（越南）公司

個人客戶分析部

Nguyễn Thế Minh
研究分析經理
+84 28 3622 6868 ext 3826
minh.nguyen@yuanta.com.vn

Lý Thị Hiền
研究分析主管
+84 28 3622 6868 ext 3908
hien.ly@yuanta.com.vn

Quách Đức Khánh
研究分析副主管
+84 28 3622 6868 ext 3833
khanh.quach@yuanta.com.vn

Khổng Hữu Hiệp
高級分析專員
+84 28 3622 6868 ext 3912
hiep.khong@yuanta.com.vn

Nguyễn Trịnh Ngọc Hồng
高級分析專員
+84 28 3622 6868 ext 3832
hong.nguyen@yuanta.com.vn

Phạm Tấn Phát
高級分析專員
+84 28 3622 6868 ext 3880
phat.pham@yuanta.com.vn

個人客戶業務部

Phạm Đắc Thành
北部分行經理
+84 28 3622 6868 ext 3416
thanh.pham@yuanta.com.vn

Võ Thị Thu Thủy
平陽分行經理
+84 28 3622 6868 ext 3505
thuy.vo@yuanta.com.vn

Lương Kỳ Ty
堤岸分行經理
+84 28 3622 6868 ext 3653
ty.luong@yuanta.com.vn

Bùi Quốc Phong
同奈分行經理
+84 28 3622 6868 ext 3701
phong.bui@yuanta.com.vn

Võ Đình Tuấn
峴港分行經理
+84 28 3622 6868 ext 3301
tuan.vo@yuanta.com.vn

Nguyễn Việt Quang
河內分行經理
+84 28 3622 6868 ext 3404
quang.nguyen@yuanta.com.vn

Đinh Thị Thu Cúc
頭頓分行經理
+84 28 3622 6868 ext 3203
cuc.dinh@yuanta.com.vn

Appendix A: Important Disclosures

Analyst Certification

Each research analyst primarily responsible for the content of this research report, in whole or in part, certifies that with respect to each security or issuer that the analyst covered in this report: (1) all of the views expressed accurately reflect his or her personal views about those securities or issuers; and (2) no part of his or her compensation was, is, or will be, directly or indirectly, related to the specific recommendations or views expressed by that research analyst in the research report.

Ratings Definitions

BUY: We have a positive outlook on the stock based on our expected absolute or relative return over the investment period. Our thesis is based on our analysis of the company's outlook, financial performance, catalysts, valuation and risk profile. We recommend investors add to their position.

HOLD-Outperform: In our view, the stock's fundamentals are relatively more attractive than peers at the current price. Our thesis is based on our analysis of the company's outlook, financial performance, catalysts, valuation and risk profile.

HOLD-Underperform: In our view, the stock's fundamentals are relatively less attractive than peers at the current price. Our thesis is based on our analysis of the company's outlook, financial performance, catalysts, valuation and risk profile.

SELL: We have a negative outlook on the stock based on our expected absolute or relative return over the investment period. Our thesis is based on our analysis of the company's outlook, financial performance, catalysts, valuation and risk profile. We recommend investors reduce their position.

Under Review: We actively follow the company, although our estimates, rating and target price are under review.

Restricted: The rating and target price have been suspended temporarily to comply with applicable regulations and/or Yuanta policies.

Note: Yuanta research coverage with a Target Price is based on an investment period of 12 months. Greater China Discovery Series coverage does not have a formal 12 month Target Price and the recommendation is based on an investment period specified by the analyst in the report.

Global Disclaimer

© 2018 Yuanta. All rights reserved. The information in this report has been compiled from sources we believe to be reliable, but we do not hold ourselves responsible for its completeness or accuracy. It is not an offer to sell or solicitation of an offer to buy any securities. All opinions and estimates included in this report constitute our judgment as of this date and are subject to change without notice.

This report provides general information only. Neither the information nor any opinion expressed herein constitutes an offer or invitation to make an offer to buy or sell securities or other investments. This material is prepared for general circulation to clients and is not intended to provide tailored investment advice and does not take into account the individual financial situation and objectives of any specific person who may receive this report. Investors should seek financial advice regarding the appropriateness of investing in any securities, investments or investment strategies discussed or recommended in this report. The information contained in this report has been compiled from sources believed to be reliable but no representation or warranty, express or implied, is made as to its accuracy, completeness or correctness. This report is not (and should not be construed as) a solicitation to act as securities broker or dealer in any jurisdiction by any person or company that is not legally permitted to carry on such business in that jurisdiction.

Yuanta research is distributed in the United States only to Major U.S. Institutional Investors (as defined in Rule 15a-6 under the Securities Exchange Act of 1934, as amended and SEC staff interpretations thereof). All transactions by a US person in the securities mentioned in this report must be effected through a registered broker-dealer under Section 15 of the Securities Exchange Act of 1934, as amended. Yuanta research is distributed in Taiwan by Yuanta Securities Investment Consulting. Yuanta research is distributed in Hong Kong by Yuanta Securities (Hong Kong) Co. Limited, which is licensed in Hong Kong by the Securities and Futures Commission for regulated activities, including Type 4 regulated activity (advising on securities). In Hong Kong, this research report may not be redistributed, retransmitted or disclosed, in whole or in part or and any form or manner, without the express written