

## 當日市場：市場的指數強勁爆漲


2022/07/21

### 市場走勢


市場指數	VNI	HNI	UPCOM
收盤	1,194.14	288.87	88.88
%日	1.34%	1.56%	1.13%
%週	0.30%	0.87%	1.28%
%月	-3.20%	1.56%	0.91%
%年	-5.24%	-2.61%	6.42%
<b>成交值(Bil.VND)</b>			
當日	14,154	1,691	1,788
日均量/週	11,610	1,346	866
日均量/月	11,908	1,265	1,020
<b>外資進出</b>			
買進	994.87	13.63	106.71
賣出	800.60	8.28	47.59
買賣超	194.26	5.35	59.12
<b>市場漲跌家數</b>			
上漲	293	164	222
下跌	68	47	94
持平	60	139	587
<b>市場指標</b>			
P/E	12.58	13.72	17.01
總市值 (兆盾)	4,712	334	1,197
股息殖利率	1.53%	3.88%	5.05%

資料源: Bloomberg - YSVN

VNINDEX



HNIINDEX



### 市場走勢

經過 2 個調整的交易日，當日的 VN-Index 強勁爆漲，並收於高價區間。具體而言，VN-Index 收漲 1.34%，止於 1,194.14 點，HNX-Index 同步上漲 1.56%，Upcom-Index 上漲 1.13%。3 大市場的交易額達到 16 兆 1,720 億越南盾。

大型股在當日錄得強勁的漲幅，如 BID、TPB、GVR 等股票均上漲超過 2%，FPT (+2.3%)、MWG (+2%) 在一系列下跌後復甦。VIC (-0.9%) 是 VN30-Index 中唯一以跌幅收盤的股票。

漲勢擴散至整個市場，HBC、BSI、DGW、FTS、LDG 等股票漲停，而 HAG、HNG、DBC、IDC 在上漲後調整下跌。

外資在當日反轉買超超過 2,580 億越南盾。SSI (560 億)、GAS (450 億)、VHM (440 億) 在買超方面領先。另一方面，FPT (610 億)、STB (340 億)、MWG (270 億) 被拋售最多的股票。

### 市場短期觀點

我們認為，當 VN-Index 接近 1,204 點的阻力位並在下個交易日重新測試 1,185 點的支撐位時，市場可能會出現震盪區間。同時，市場仍處於短期調整階段，但積極點是中小型股的成交量改善較為積極，並出現上漲趨勢。此外，短期情緒指標持續上漲，並轉為樂觀水平，因此短期機會繼續增加。

大盤短期走勢仍為中性。因此，我們建議短期投資者可以考慮以 5% 的低比例買進新股，並在大盤短期走勢上漲時逐步增加比例。

請在 <https://ysradar.yuanta.com.vn/> 查看有關股票的信號。

We Create Fortune

技術分析圖



指數技術分析圖 VN-Index



指數技術分析圖 HNX-Index

指數	短期趨勢	中期趨勢	阻力區 1	阻力區 2	支撐區 1	支撐區 2
VN-Index	中性	下跌	1393	1500	1310	1200
HNX-Index	下跌	下跌	470	500	300	180
VN30	下跌	下跌	1550	1570	1445	960
VNMidcaps	上漲	下跌	1,730	1800	1650	963
VNSmallcaps	下跌	下跌	1430	1450	1400	804

We Create Fortune

胡志明市交易所 (HSX)

	收盤	漲跌%
VNI	1194.14	1.34%
VN30	1225.62	1.15%
VN Mid	1631.47	1.76%
VN Small	1480.17	2.59%

河內交易所 (HSX)

	收盤	漲跌%
HNI	288.87	1.56%
HN30	521.01	1.81%
VNX AllSh	1202.83	1.42%

UPCOM 市場 (UPCoM)

	收盤	漲跌%
UPCoM	88.88	1.13%

外資交易	成交值 (BiL.VND)
買進	994.87
賣出	800.6
買超/賣超	194.26

外資交易	成交值 (BiL.VND)
買進	13.63
賣出	8.28
買超/賣超	5.35

外資交易	成交值 (BiL.VND)
買進	106.71
賣出	47.59
買超/賣超	59.12

上漲排名/股碼	漲跌(VND)	漲跌%
FTS	2650	6.97%
SKG	1200	6.96%
FRT	4900	6.94%
BSI	1650	6.93%
MSH	3150	6.92%

上漲排名/股碼	漲跌(VND)	漲跌%
CEO	2500	8.33%
VGS	1400	7.78%
IDJ	900	6.72%
MBS	1200	5.97%
MBG	400	5.56%

上漲排名/股碼	漲跌(VND)	漲跌%
PGB	2986	14.86%
CSI	6206	8.70%
VFS	1250	7.62%
SIP	5116	4.91%
PAT	6597	4.37%

下跌排名/股碼	漲跌(VND)	漲跌%
HNG	-490	-6.99%
HAG	-800	-6.87%
CTF	-900	-3.41%
SZC	-1100	-2.17%
RAL	-2000	-2.08%

下跌排名/股碼	漲跌(VND)	漲跌%
IDC	-1100	-1.84%
NBC	-300	-1.83%
KSF	-500	-0.60%
PVC	-100	-0.58%
DDG	-200	-0.51%

下跌排名/股碼	漲跌(VND)	漲跌%
VUA	-224	-0.49%
QTP	-52	-0.32%
OIL	1	0.01%
DRI	5	0.04%
AFX	18	0.12%

\*備註: 市值>5,000 億盾; 成交值>15 億盾

市值排名/股碼	BiL.VND
VCB	337,428
VIC	262,399
VHM	256,037
GAS	195,032
BID	180,336

市值排名/股碼	BiL.VND
KSF	25,200
IDC	19,701
THD	19,495
NVB	16,537
BAB	13,421

市值排名/股碼	BiL.VND
ACV	175,295
BSR	74,896
MCH	62,409
VEA	57,267
GE2	30,848

交易量排名/股碼	成交值	30 日均
HAG	50,050,700	17,569,727
SHB	31,590,700	8,093,600
VND	23,701,000	25,392,573
SSI	22,492,300	16,994,482
HNG	22,180,000	8,553,118

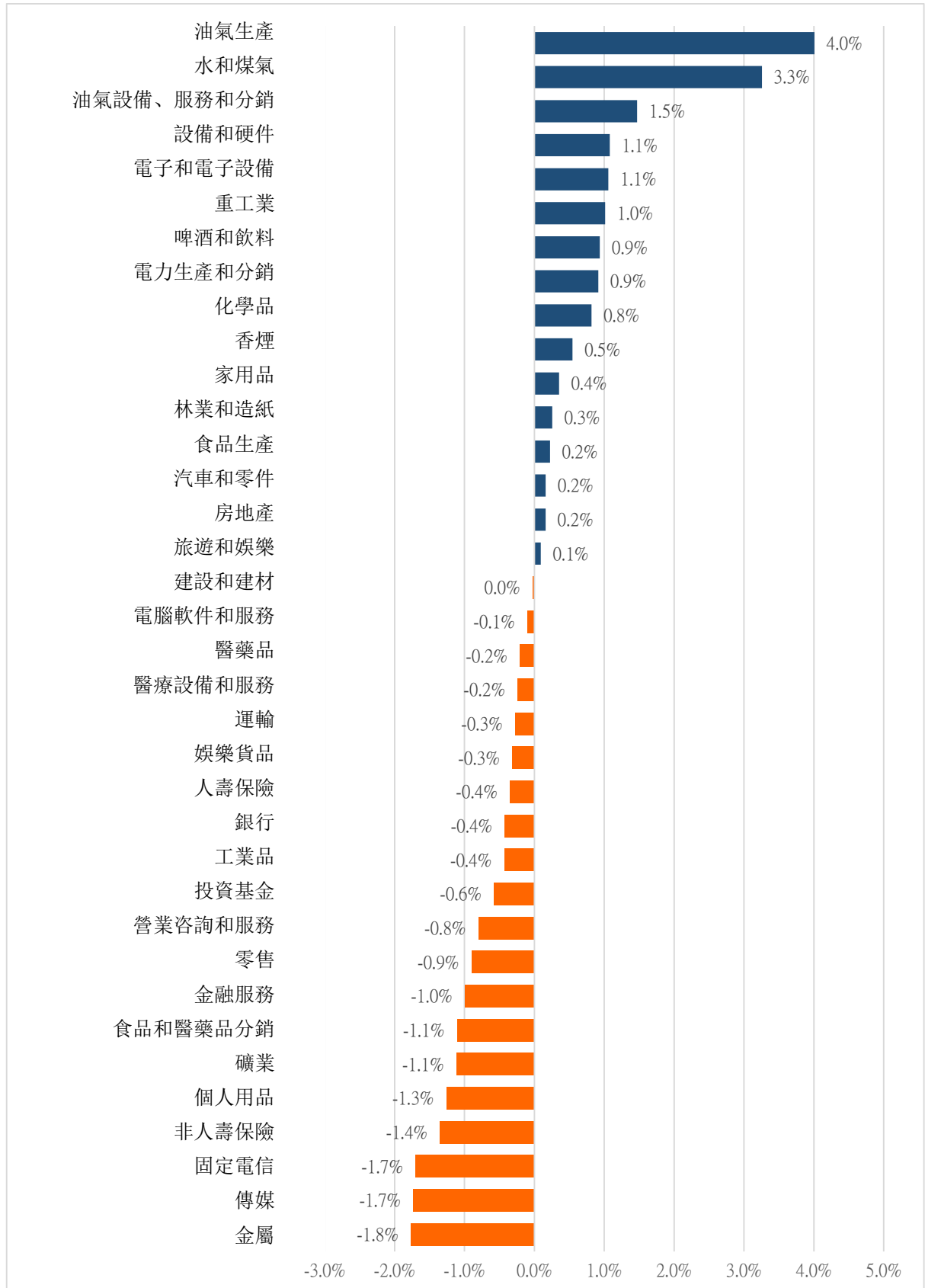
交易量排名/股碼	成交值	30 日均
SHS	12,944,387	8,501,656
CEO	10,185,385	5,043,919
HUT	7,366,831	3,177,548
AMV	6,929,026	388,116
PVS	6,815,412	8,130,248

交易量排名/股碼	成交值	30 日均
BSR	12,868,104	13,814,601
VHG	3,530,550	2,699,053
C4G	2,873,684	1,521,096
SBS	2,558,406	2,354,457
PPH	2,121,512	33,227

資料源: Bloomberg & Yuanta Research

We Create Fortune

### 各行業板塊的交易走勢

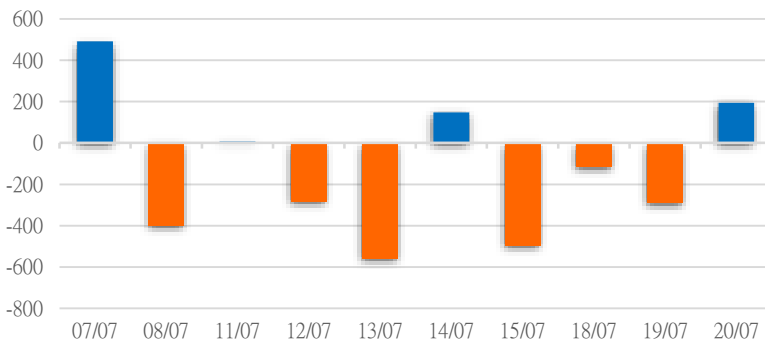


資料源: FiinPro - YSVN

We Create Fortune

## 外資買進賣統計

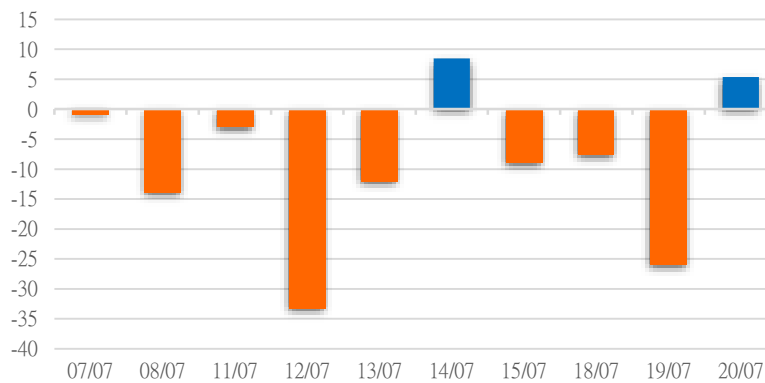
HSX 外資每日買/賣超



證券代碼	買超金額 (Mil.VND)	證券代碼	賣超金額 (Mil.VND)
SSI	56,283	FPT	60,860
GAS	45,046	STB	34,161
VHM	44,455	MWG	26,697
VNM	23,811	VRE	16,407
CTG	20,510	E1VFN30	16,040

HSX 外資買/賣超的前 5 名

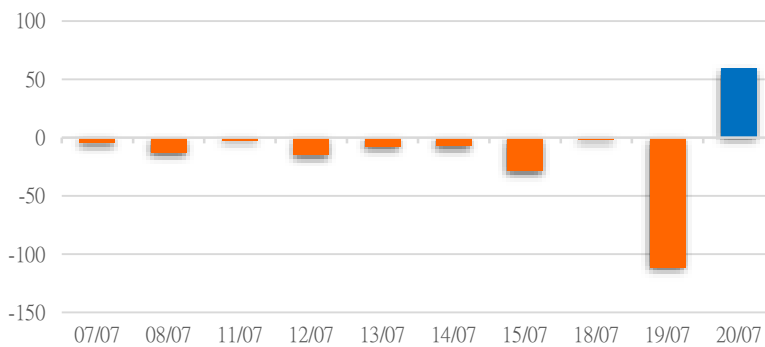
HNX 外資每日買/賣超



證券代碼	買超金額 (Mil.VND)	證券代碼	賣超金額 (Mil.VND)
TNG	1,838	DP3	1,360
IDC	1,697	PVS	1,150
PVG	1,072	BVS	325
HUT	333	PVI	169
SD5	232	PVC	138

HNX 外資買/賣超的前 5 名

UPCOM 外資每日買/賣超



證券代碼	買超金額 (Mil.VND)	證券代碼	賣超金額 (Mil.VND)
BSR	36,896	QNS	3,307
ACV	1,555	CSI	1,528
FOC	288	VEA	1,165
IDP	186	CLX	578
NTW	106	ABI	409

UPCOM 外資買/賣超的前 5 名

源: FiinPro - YSVN

We Create Fortune

自營統計

證券代碼	買超金額 (Mil.VND)	證券代碼	賣超金額 (Mil.VND)
E1VFN30	20,676	MWG	36,428
MSN	20,157	FPT	35,629
GAS	16,997	PNJ	30,565
GEX	14,469	REE	26,479
STB	11,194	FUESSVFL	19,036

HSX 自營交易最大前名

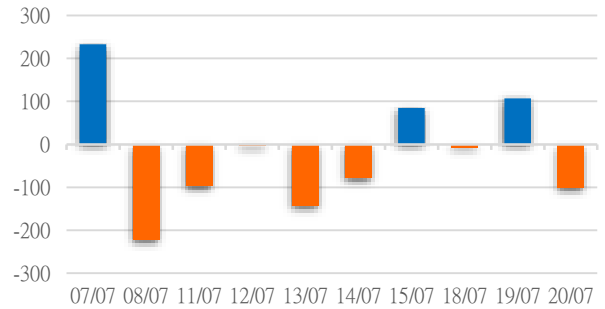
證券代碼	買超金額 (Mil.VND)	證券代碼	賣超金額 (Mil.VND)
PLC	896.29		
TIG	0.87		
MBG	0.35		
MST	0.30		

HNX 自營交易最大前名

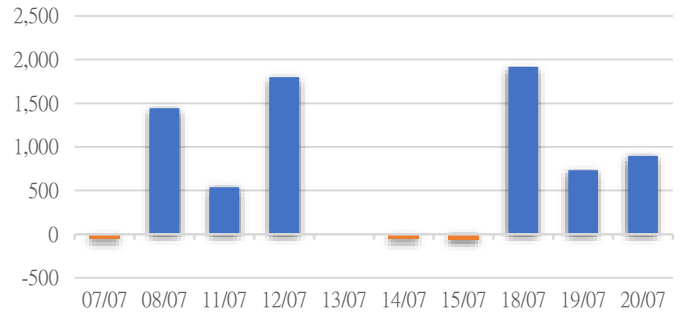
證券代碼	買超金額 (Mil.VND)	證券代碼	賣超金額 (Mil.VND)
C4G	17,738	VGI	325
BSR	2,460	NNG	1
QNS	221	PGB	0
		PXS	0

UPCoM 自營交易最大前名

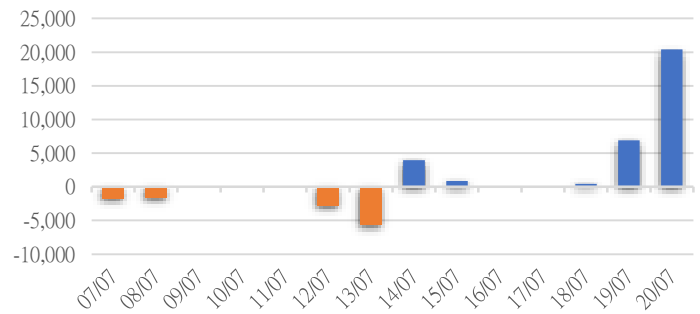
HSX 自營交易每日買/賣超 (Bil.VND)



HNX 自營交易每日買/賣超 (Bil.VND)



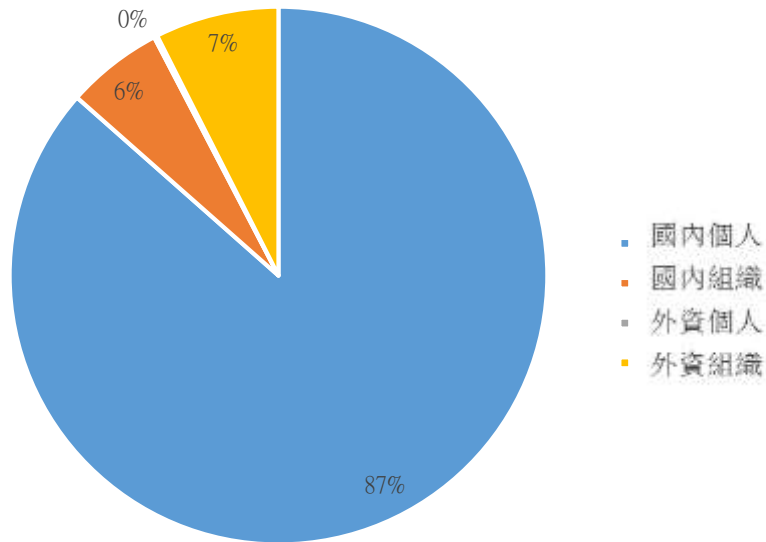
UPCoM 自營交易每日買/賣超 (Bil.VND)





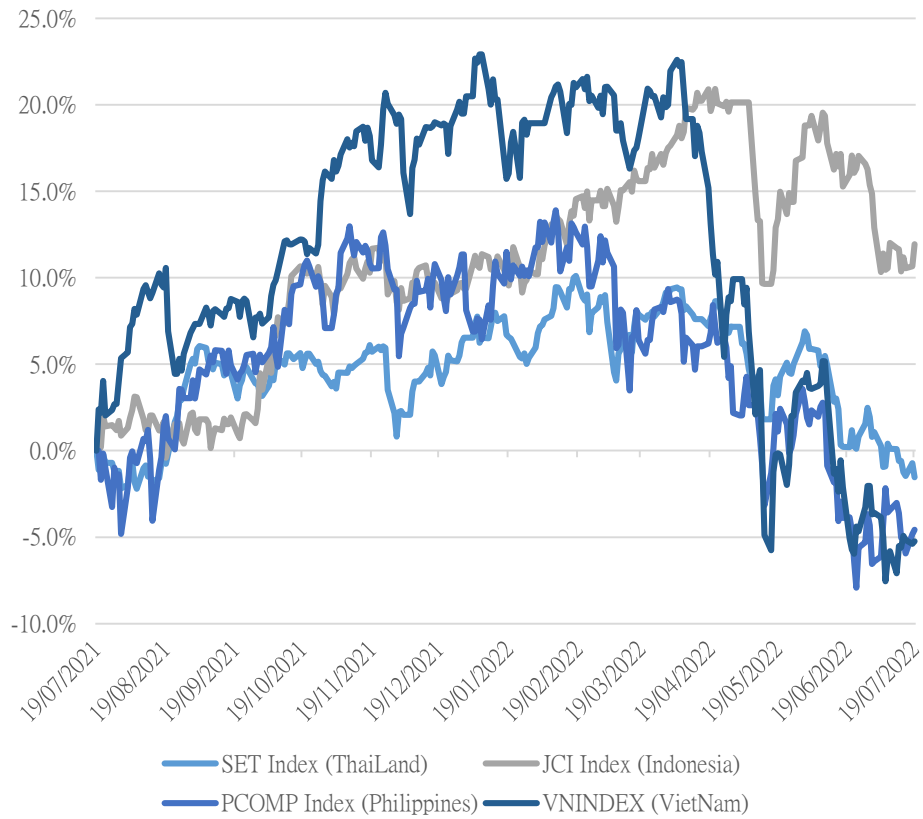
We Create **Fortune**

### 越南證券市場投資人類別統計



資料源: FiinPro - YSVN

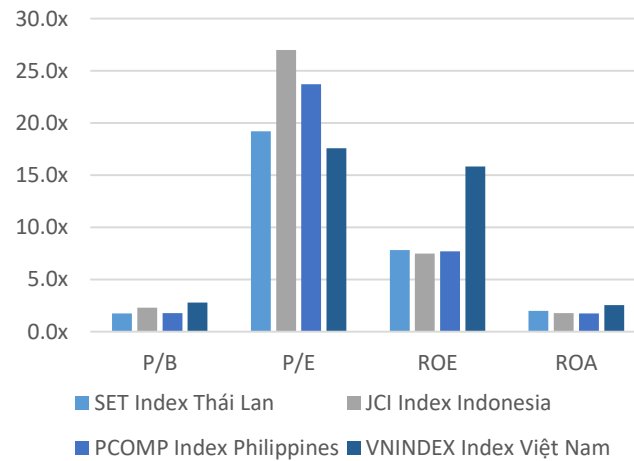
### 東南亞主要市場走勢比較



東南亞主要市場數據

		Thailand	Indonesia	Philippines	Vietnam
P/B		1.1x	2.1x	1.5x	2.0x
P/E		16.5x	15.64	18.0x	12.8x
ROE	%	9.17	12.92	8.96	15.96
ROA	%	2.33	3.26	2.03	2.61
Vốn hóa	Tỷ USD	496.64	591.47	156.64	199.93
GTGD	Triệu USD	1.42	0.67	0.05	0.41
LS cổ tức	%	2.89	2.61	2.05	1.55

源: Bloomberg & YSVN







We Create Fortune

## 元大證券（越南）公司

### 個人客戶分析部

**Nguyễn Thế Minh**  
研究分析經理  
+84 28 3622 6868 ext 3826  
minh.nguyen@yuanta.com.vn

**Lý Thị Hiền**  
研究分析主管  
+84 28 3622 6868 ext 3908  
hien.ly@yuanta.com.vn

**Quách Đức Khánh**  
研究分析副主管  
+84 28 3622 6868 ext 3833  
khanh.quach@yuanta.com.vn

**Khổng Hữu Hiệp**  
高級分析專員  
+84 28 3622 6868 ext 3912  
hiep.khong@yuanta.com.vn

**Nguyễn Trịnh Ngọc Hồng**  
高級分析專員  
+84 28 3622 6868 ext 3832  
hong.nguyen@yuanta.com.vn

**Phạm Tấn Phát**  
高級分析專員  
+84 28 3622 6868 ext 3880  
phat.pham@yuanta.com.vn

### 個人客戶業務部

**Phạm Đắc Thành**  
北部分行經理  
+84 28 3622 6868 ext 3416  
thanh.pham@yuanta.com.vn

**Võ Thị Thu Thủy**  
平陽分行經理  
+84 28 3622 6868 ext 3505  
thuy.vo@yuanta.com.vn

**Lương Kỳ Ty**  
堤岸分行經理  
+84 28 3622 6868 ext 3653  
ty.luong@yuanta.com.vn

**Bùi Quốc Phong**  
同奈分行經理  
+84 28 3622 6868 ext 3701  
phong.bui@yuanta.com.vn

**Võ Đình Tuấn**  
峴港分行經理  
+84 28 3622 6868 ext 3301  
tuan.vo@yuanta.com.vn

**Nguyễn Việt Quang**  
河內分行經理  
+84 28 3622 6868 ext 3404  
quang.nguyen@yuanta.com.vn

**Đinh Thị Thu Cúc**  
頭頓分行經理  
+84 28 3622 6868 ext 3203  
cuc.dinh@yuanta.com.vn

## Appendix A: Important Disclosures

### Analyst Certification

Each research analyst primarily responsible for the content of this research report, in whole or in part, certifies that with respect to each security or issuer that the analyst covered in this report: (1) all of the views expressed accurately reflect his or her personal views about those securities or issuers; and (2) no part of his or her compensation was, is, or will be, directly or indirectly, related to the specific recommendations or views expressed by that research analyst in the research report.

### Ratings Definitions

**BUY:** We have a positive outlook on the stock based on our expected absolute or relative return over the investment period. Our thesis is based on our analysis of the company's outlook, financial performance, catalysts, valuation and risk profile. We recommend investors add to their position.

**HOLD-Outperform:** In our view, the stock's fundamentals are relatively more attractive than peers at the current price. Our thesis is based on our analysis of the company's outlook, financial performance, catalysts, valuation and risk profile.

**HOLD-Underperform:** In our view, the stock's fundamentals are relatively less attractive than peers at the current price. Our thesis is based on our analysis of the company's outlook, financial performance, catalysts, valuation and risk profile.

**SELL:** We have a negative outlook on the stock based on our expected absolute or relative return over the investment period. Our thesis is based on our analysis of the company's outlook, financial performance, catalysts, valuation and risk profile. We recommend investors reduce their position.

**Under Review:** We actively follow the company, although our estimates, rating and target price are under review.

**Restricted:** The rating and target price have been suspended temporarily to comply with applicable regulations and/or Yuanta policies.

Note: Yuanta research coverage with a Target Price is based on an investment period of 12 months. Greater China Discovery Series coverage does not have a formal 12 month Target Price and the recommendation is based on an investment period specified by the analyst in the report.

### Global Disclaimer

© 2018 Yuanta. All rights reserved. The information in this report has been compiled from sources we believe to be reliable, but we do not hold ourselves responsible for its completeness or accuracy. It is not an offer to sell or solicitation of an offer to buy any securities. All opinions and estimates included in this report constitute our judgment as of this date and are subject to change without notice.

This report provides general information only. Neither the information nor any opinion expressed herein constitutes an offer or invitation to make an offer to buy or sell securities or other investments. This material is prepared for general circulation to clients and is not intended to provide tailored investment advice and does not take into account the individual financial situation and objectives of any specific person who may receive this report. Investors should seek financial advice regarding the appropriateness of investing in any securities, investments or investment strategies discussed or recommended in this report. The information contained in this report has been compiled from sources believed to be reliable but no representation or warranty, express or implied, is made as to its accuracy, completeness or correctness. This report is not (and should not be construed as) a solicitation to act as securities broker or dealer in any jurisdiction by any person or company that is not legally permitted to carry on such business in that jurisdiction.

Yuanta research is distributed in the United States only to Major U.S. Institutional Investors (as defined in Rule 15a-6 under the Securities Exchange Act of 1934, as amended and SEC staff interpretations thereof). All transactions by a US person in the securities mentioned in this report must be effected through a registered broker-dealer under Section 15 of the Securities Exchange Act of 1934, as amended. Yuanta research is distributed in Taiwan by Yuanta Securities Investment Consulting. Yuanta research is distributed in Hong Kong by Yuanta Securities (Hong Kong) Co. Limited, which is licensed in Hong Kong by the Securities and Futures Commission for regulated activities, including Type 4 regulated activity (advising on securities). In Hong Kong, this research report may not be redistributed, retransmitted or disclosed, in whole or in part or and any form or manner, without the express written