

當日市場：市場維持上漲趨勢


2022/07/22

市場走勢


市場指數	VNI	HNI	UPCOM
收盤	1,198.47	288.09	89.12
%日	0.36%	-0.27%	0.27%
%週	1.72%	2.67%	2.06%
%月	1.16%	7.82%	4.03%
%年	-6.22%	-4.06%	6.20%
<b>成交值(Bil.VND)</b>			
當日	12,107	1,214	827
日均量/週	12,135	1,427	1,057
日均量/月	12,006	1,283	1,053
<b>外資進出</b>			
買進	1,141.99	7.31	36.09
賣出	753.61	6.22	32.17
買賣超	388.38	1.09	3.93
<b>市場漲跌家數</b>			
上漲	137	86	149
下跌	209	105	149
持平	75	159	605
<b>市場指標</b>			
P/E	12.73	13.89	17.23
總市值 (兆盾)	4,775	339	1,216
股息殖利率	1.53%	3.84%	4.97%

資料源: Bloomberg - YSVN

VNINDEX



HNIINDEX



市場走勢

當日的市場繼續維持上漲趨勢，但仍處於強烈震盪的走勢。VN-Index 收於 1,198.47 點，上漲 0.35%，HNX-Index 下跌 0.27%，Upcom-Index 上漲 0.27%。3 大市場的交易額達到 12 兆 9,620 億越南盾。

當日的積極點是大型股已錄得漲幅，VN30-Index 上漲 0.79%。SAB (+3.3%)、MSN (+2.4%)、CTG (+1.7%)、ACB (+1.4%)、HPG (+1.6%) 是盤中保持大幅上漲的股票。同樣，MWG (+4.7%) 在經歷了一系列下跌後也錄得強勁復甦的趨勢。

外資在當日買超超過 3,930 億越南盾。SSI (640 億)、LPB (530 億)、GAS (420 億) 在買超方面領先。另一方面，VHM (380 億)、FUEVFN30 (170 億)、E1VFN30 (160 億) 被拋售最多的股票。

市場短期觀點

我們認為市場可能在下個交易日調整，VN-Index 可能會重新測試 20 日均線。同時，市場仍處於短期調整階段，因此市場可能會繼續在窄幅波動，VN-Index 可能無法完全突破 1,204 點的短期阻力位。此外，短期情緒指標持續上漲，顯示新的買進機會正在逐漸增加，投資者可以關注每檔股票的走勢。

大盤短期走勢仍為中性。因此，我們建議短期投資者可以考慮以 5% 以下的低比例買進新股，若大盤的短期走勢確認上漲趨勢，可以逐步增加股票比例。

請在 <https://ysradar.yuanta.com.vn/> 查看有關股票的信號。

We Create Fortune

技術分析圖



指數技術分析圖 VN-Index



指數技術分析圖 HNX-Index

指數	短期趨勢	中期趨勢	阻力區 1	阻力區 2	支撐區 1	支撐區 2
VN-Index	中性	下跌	1393	1500	1310	1200
HNX-Index	下跌	下跌	470	500	300	180
VN30	下跌	下跌	1550	1570	1445	960
VNMidcaps	上漲	下跌	1,730	1800	1650	963
VNSmallcaps	下跌	下跌	1430	1450	1400	804

We Create Fortune

胡志明市交易所 (HSX)

	收盤	漲跌%
VNI	1198.47	0.36%
VN30	1235.25	0.79%
VN Mid	1633.12	1.76%
VN Small	1472.18	2.59%

河內交易所 (HSX)

	收盤	漲跌%
HNI	288.09	-0.27%
HN30	518.06	-0.57%
VNX AllSh	1208.74	1.42%

UPCOM 市場 (UPCoM)

	收盤	漲跌%
UPCoM	89.12	0.27%

外資交易	成交值 (BiL.VND)
買進	1141.99
賣出	753.61
買超/賣超	388.38

外資交易	成交值 (BiL.VND)
買進	7.31
賣出	6.22
買超/賣超	1.09

外資交易	成交值 (BiL.VND)
買進	36.09
賣出	32.17
買超/賣超	3.93

上漲排名/ 股碼	漲跌(VND)	漲跌%
DPG	2700	6.66%
NSC	5600	6.48%
DIG	1973	5.73%
DGW	3100	5.22%
TNH	2100	4.76%

上漲排名/ 股碼	漲跌(VND)	漲跌%
SJE	3000	9.84%
NTP	2300	5.97%
HOM	400	5.71%
BCC	800	5.41%
HTP	1000	2.78%

上漲排名/ 股碼	漲跌(VND)	漲跌%
CST	861	5.66%
SGP	673	3.28%
APF	1818	2.77%
PGB	637	2.76%
ABB	266	2.51%

下跌排名/ 股碼	漲跌(VND)	漲跌%
BAF	-2550	-6.92%
PSH	-750	-6.20%
ANV	-2800	-5.77%
CTF	-1450	-5.69%
DBC	-1500	-5.57%

下跌排名/ 股碼	漲跌(VND)	漲跌%
DVM	-900	-4.50%
HUT	-800	-2.69%
NRC	-400	-2.67%
APS	-400	-2.56%
API	-900	-2.54%

下跌排名/ 股碼	漲跌(VND)	漲跌%
DTP	-9887	-14.63%
TIS	-649	-6.43%
TID	-2293	-5.85%
VFS	-520	-2.94%
G36	-242	-2.44%

\*備註：市值>5,000 億盾；成交值>15 億盾

市值排名/ 股碼	BiL.VND
VCB	343,107
VIC	260,110
VHM	259,956
GAS	197,137
BID	184,130

市值排名/ 股碼	BiL.VND
KSF	25,050
THD	19,985
IDC	19,338
NVB	16,537
BAB	13,665

市值排名/ 股碼	BiL.VND
ACV	180,073
BSR	75,990
MCH	64,197
VEA	57,493
GE2	30,853

交易量排名/ 股碼	成交值	30 日均
HAG	29,657,100	19,042,827
HPG	23,043,400	18,497,709
STB	17,945,400	15,961,968
VND	16,010,200	25,137,582
SSI	15,996,768	17,177,564

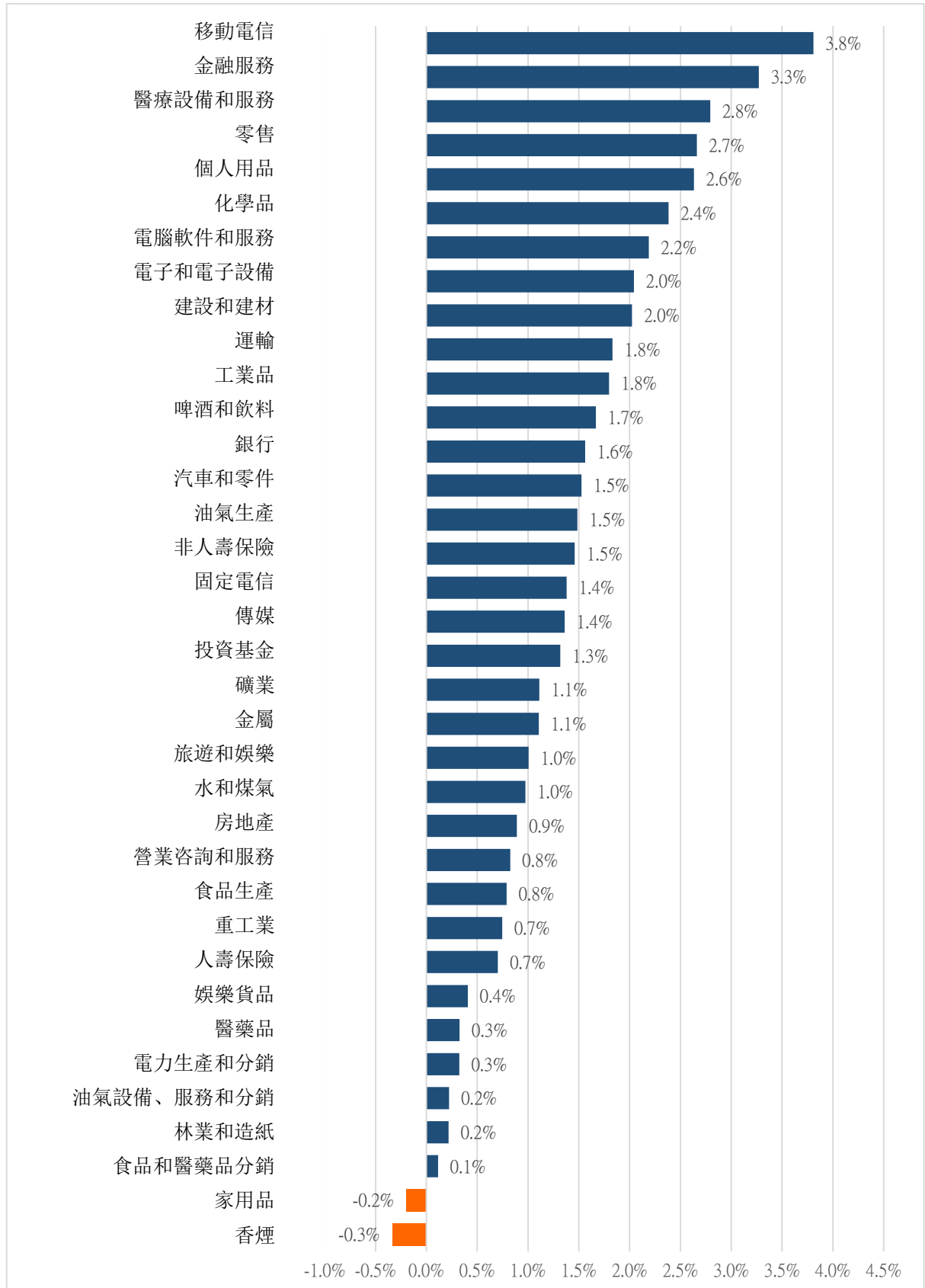
交易量排名/ 股碼	成交值	30 日均
SHS	17,462,442	8,698,411
CEO	6,023,042	5,256,866
PVS	4,000,584	7,828,910
HUT	3,938,176	3,342,839
AMV	3,379,388	676,667

交易量排 名/股碼	成交值	30 日均
BSR	12,333,975	13,177,677
TIS	6,559,000	108,659
ABB	3,836,789	1,250,852
BVB	1,633,020	509,623
AFX	1,550,300	19,623

資料源: Bloomberg & Yuanta Research

We Create Fortune

## 各行業板塊的交易走勢



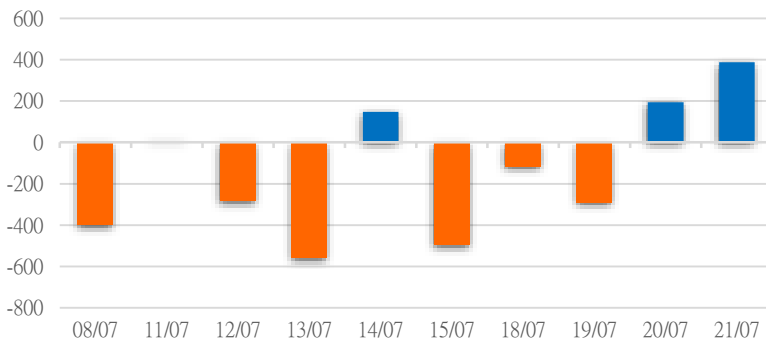
資料源: FinPro - YSVN



We Create Fortune

## 外資買進賣統計

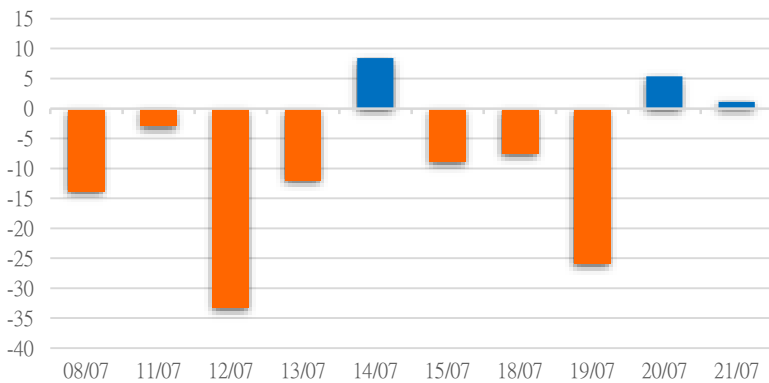
HSX 外資每日買/賣超



證券代碼	買超金額 (Mil.VND)	證券代碼	賣超金額 (Mil.VND)
SSI	64,179	VHM	37,836
LPB	52,838	FUEVFN30	16,620
GAS	41,510	E1VFN30	16,460
MWG	40,534	VCB	11,069
DPM	36,597	CTD	9,344

HSX 外資買/賣超的前 5 名

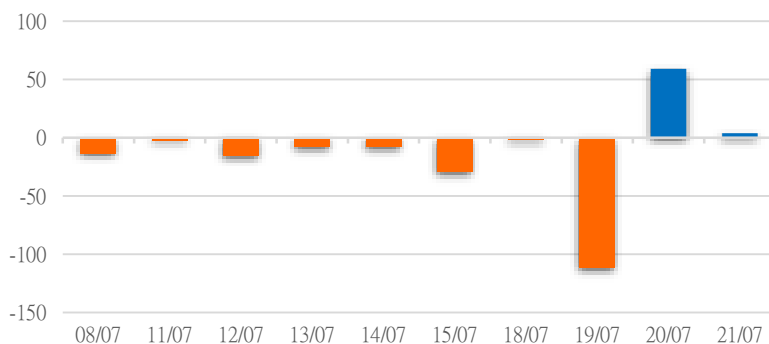
HNX 外資每日買/賣超



證券代碼	買超金額 (Mil.VND)	證券代碼	賣超金額 (Mil.VND)
IDC	3,345	PVS	2,780
PVI	1,017	BVS	1,324
L14	547	NVB	395
NTP	389	TNG	274
APS	322	PVC	168

HNX 外資買/賣超的前 5 名

UPCOM 外資每日買/賣超



證券代碼	買超金額 (Mil.VND)	證券代碼	賣超金額 (Mil.VND)
BSR	3,452	QTP	800
MCH	1,355	CLX	368
CSI	976	PXS	244
NTW	181	BTD	179
SKV	124	ACG	97

UPCOM 外資買/賣超的前 5 名

源: FiinPro - YSVN

We Create Fortune

## 自營統計

證券代碼	買超金額 (Mil.VND)	證券代碼	賣超金額 (Mil.VND)
E1VFN30	20,676	MWG	36,428
MSN	20,157	FPT	35,629
GAS	16,997	PNJ	30,565
GEX	14,469	REE	26,479
STB	11,194	FUESSVFL	19,036

HSX 自營交易最大前名

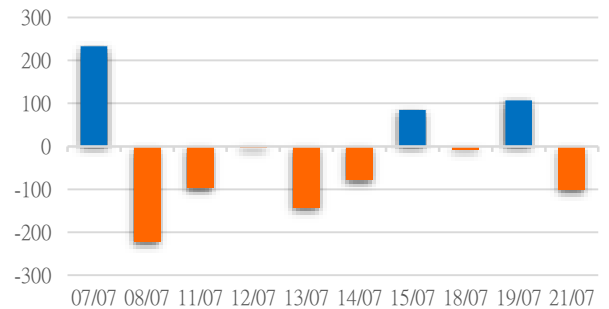
證券代碼	買超金額 (Mil.VND)	證券代碼	賣超金額 (Mil.VND)
PLC	896.29		
TIG	0.87		
MBG	0.35		
MST	0.30		

HNX 自營交易最大前名

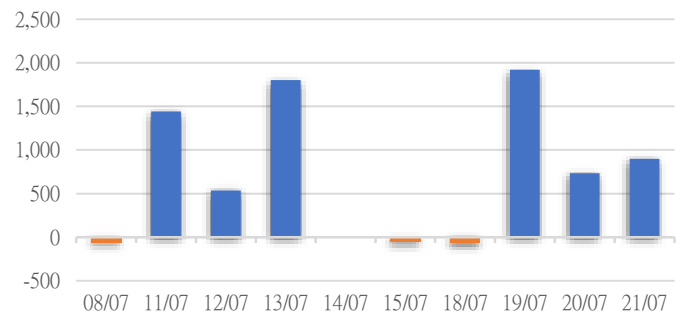
證券代碼	買超金額 (Mil.VND)	證券代碼	賣超金額 (Mil.VND)
C4G	17,738	VGI	325
BSR	2,460	NNG	1
QNS	221	PGB	0
		PXS	0

UPCoM 自營交易最大前名

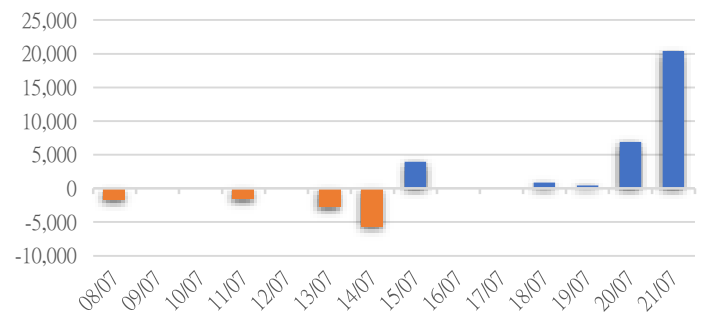
HSX 自營交易每日買/賣超  
( Bil.VND )



HNX 自營交易每日買/賣超  
( Bil.VND )



UPCoM 自營交易每日買/賣超  
( Bil.VND )

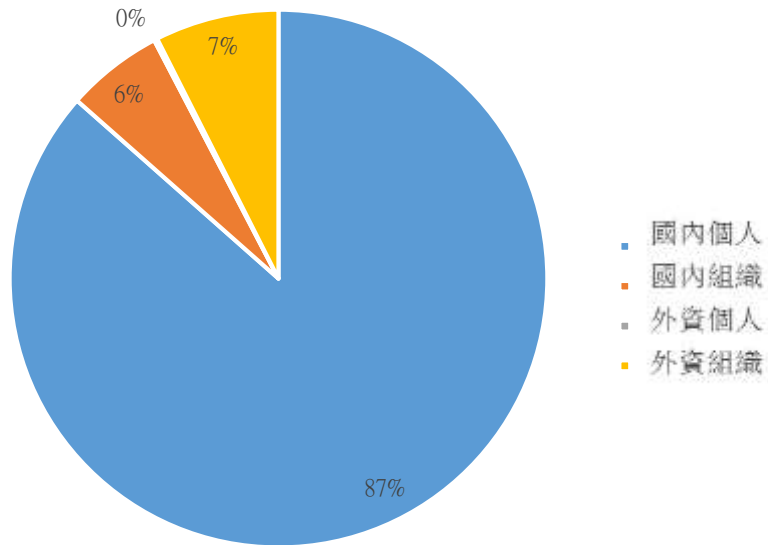






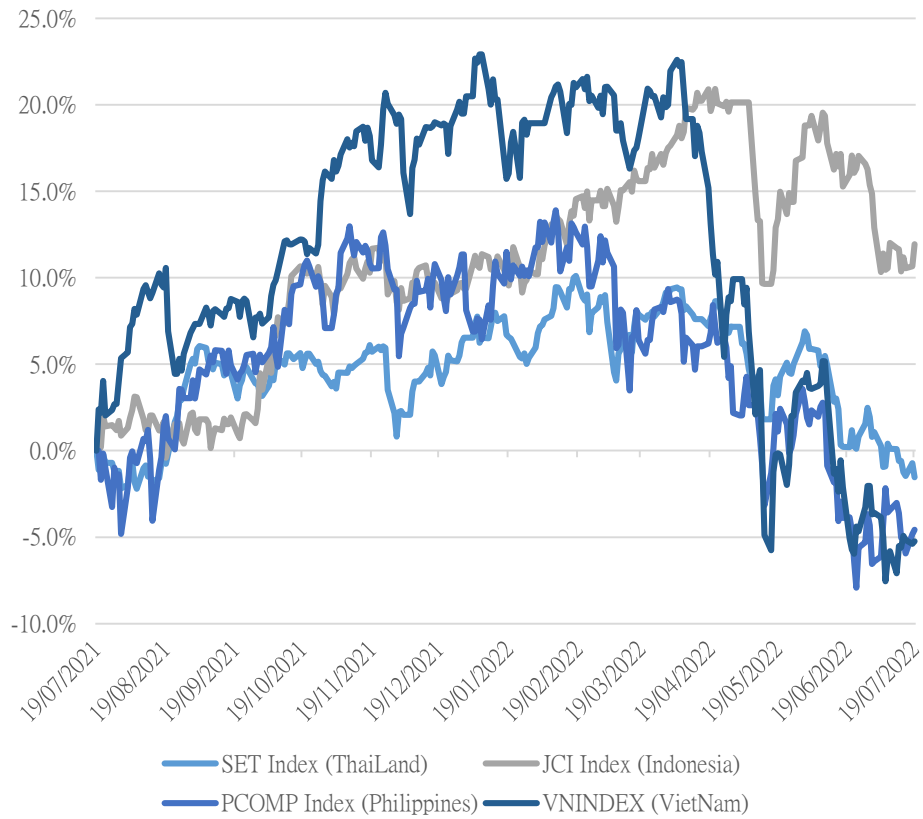
We Create **Fortune**

### 越南證券市場投資人類別統計



資料源: FiinPro - YSVN

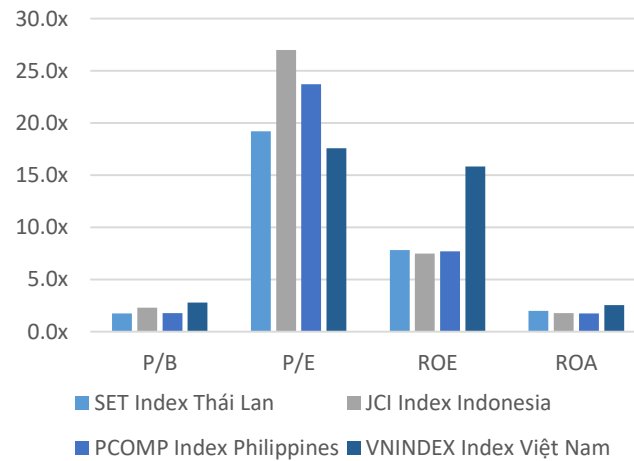
### 東南亞主要市場走勢比較



東南亞主要市場數據

		Thailand	Indonesia	Philippines	Vietnam
P/B		1.1x	2.1x	1.5x	2.0x
P/E		16.5x	15.64	18.0x	12.8x
ROE	%	9.17	12.92	8.96	15.96
ROA	%	2.33	3.26	2.03	2.61
Vốn hóa	Tỷ USD	496.64	591.47	156.64	199.93
GTGD	Triệu USD	1.42	0.67	0.05	0.41
LS cổ tức	%	2.89	2.61	2.05	1.55

源: Bloomberg & YSVN







We Create Fortune

## 元大證券（越南）公司

### 個人客戶分析部

**Nguyễn Thế Minh**  
研究分析經理  
+84 28 3622 6868 ext 3826  
minh.nguyen@yuanta.com.vn

**Lý Thị Hiền**  
研究分析主管  
+84 28 3622 6868 ext 3908  
hien.ly@yuanta.com.vn

**Quách Đức Khánh**  
研究分析副主管  
+84 28 3622 6868 ext 3833  
khanh.quach@yuanta.com.vn

**Khổng Hữu Hiệp**  
高級分析專員  
+84 28 3622 6868 ext 3912  
hiep.khong@yuanta.com.vn

**Nguyễn Trịnh Ngọc Hồng**  
高級分析專員  
+84 28 3622 6868 ext 3832  
hong.nguyen@yuanta.com.vn

**Phạm Tấn Phát**  
高級分析專員  
+84 28 3622 6868 ext 3880  
phat.pham@yuanta.com.vn

### 個人客戶業務部

**Phạm Đắc Thành**  
北部分行經理  
+84 28 3622 6868 ext 3416  
thanh.pham@yuanta.com.vn

**Võ Thị Thu Thủy**  
平陽分行經理  
+84 28 3622 6868 ext 3505  
thuy.vo@yuanta.com.vn

**Lương Kỳ Ty**  
堤岸分行經理  
+84 28 3622 6868 ext 3653  
ty.luong@yuanta.com.vn

**Bùi Quốc Phong**  
同奈分行經理  
+84 28 3622 6868 ext 3701  
phong.bui@yuanta.com.vn

**Võ Đình Tuấn**  
峴港分行經理  
+84 28 3622 6868 ext 3301  
tuan.vo@yuanta.com.vn

**Nguyễn Việt Quang**  
河內分行經理  
+84 28 3622 6868 ext 3404  
quang.nguyen@yuanta.com.vn

**Đinh Thị Thu Cúc**  
頭頓分行經理  
+84 28 3622 6868 ext 3203  
cuc.dinh@yuanta.com.vn

## Appendix A: Important Disclosures

### Analyst Certification

Each research analyst primarily responsible for the content of this research report, in whole or in part, certifies that with respect to each security or issuer that the analyst covered in this report: (1) all of the views expressed accurately reflect his or her personal views about those securities or issuers; and (2) no part of his or her compensation was, is, or will be, directly or indirectly, related to the specific recommendations or views expressed by that research analyst in the research report.

### Ratings Definitions

**BUY:** We have a positive outlook on the stock based on our expected absolute or relative return over the investment period. Our thesis is based on our analysis of the company's outlook, financial performance, catalysts, valuation and risk profile. We recommend investors add to their position.

**HOLD-Outperform:** In our view, the stock's fundamentals are relatively more attractive than peers at the current price. Our thesis is based on our analysis of the company's outlook, financial performance, catalysts, valuation and risk profile.

**HOLD-Underperform:** In our view, the stock's fundamentals are relatively less attractive than peers at the current price. Our thesis is based on our analysis of the company's outlook, financial performance, catalysts, valuation and risk profile.

**SELL:** We have a negative outlook on the stock based on our expected absolute or relative return over the investment period. Our thesis is based on our analysis of the company's outlook, financial performance, catalysts, valuation and risk profile. We recommend investors reduce their position.

**Under Review:** We actively follow the company, although our estimates, rating and target price are under review.

**Restricted:** The rating and target price have been suspended temporarily to comply with applicable regulations and/or Yuanta policies.

Note: Yuanta research coverage with a Target Price is based on an investment period of 12 months. Greater China Discovery Series coverage does not have a formal 12 month Target Price and the recommendation is based on an investment period specified by the analyst in the report.

### Global Disclaimer

© 2018 Yuanta. All rights reserved. The information in this report has been compiled from sources we believe to be reliable, but we do not hold ourselves responsible for its completeness or accuracy. It is not an offer to sell or solicitation of an offer to buy any securities. All opinions and estimates included in this report constitute our judgment as of this date and are subject to change without notice.

This report provides general information only. Neither the information nor any opinion expressed herein constitutes an offer or invitation to make an offer to buy or sell securities or other investments. This material is prepared for general circulation to clients and is not intended to provide tailored investment advice and does not take into account the individual financial situation and objectives of any specific person who may receive this report. Investors should seek financial advice regarding the appropriateness of investing in any securities, investments or investment strategies discussed or recommended in this report. The information contained in this report has been compiled from sources believed to be reliable but no representation or warranty, express or implied, is made as to its accuracy, completeness or correctness. This report is not (and should not be construed as) a solicitation to act as securities broker or dealer in any jurisdiction by any person or company that is not legally permitted to carry on such business in that jurisdiction.

Yuanta research is distributed in the United States only to Major U.S. Institutional Investors (as defined in Rule 15a-6 under the Securities Exchange Act of 1934, as amended and SEC staff interpretations thereof). All transactions by a US person in the securities mentioned in this report must be effected through a registered broker-dealer under Section 15 of the Securities Exchange Act of 1934, as amended. Yuanta research is distributed in Taiwan by Yuanta Securities Investment Consulting. Yuanta research is distributed in Hong Kong by Yuanta Securities (Hong Kong) Co. Limited, which is licensed in Hong Kong by the Securities and Futures Commission for regulated activities, including Type 4 regulated activity (advising on securities). In Hong Kong, this research report may not be redistributed, retransmitted or disclosed, in whole or in part or and any form or manner, without the express written