

## 當日市場：短期供應測試

2022/07/25

### 市場走勢

市場指數	VNI	HNI	UPCOM
收盤	1,194.76	288.83	88.84
%日	-0.31%	0.26%	-0.31%
%週	1.32%	1.56%	1.74%
%月	2.18%	7.22%	3.75%
%年	-7.65%	-5.60%	3.82%
<b>成交值(Bil.VND)</b>			
當日	10,853	1,222	863
日均量/週	11,915	1,329	1,132
日均量/月	11,649	1,248	941
<b>外資進出</b>			
買進	1,059.98	7.01	43.16
賣出	681.33	5.44	9.60
買賣超	378.65	1.56	33.55
<b>市場漲跌家數</b>			
上漲	146	81	197
下跌	206	105	188
持平	68	164	518
<b>市場指標</b>			
P/E	12.65	13.91	17.15
總市值 (兆盾)	4,778	338	1,220
股息殖利率	1.43%	3.66%	4.96%

資料源: Bloomberg - YSVN

VNINDEX



HNIINDEX



### 市場走勢

市場的指數在本週最後一個交易日出現分化。短期供應在 1,200 點導致 VN-Index 收於 1,194.76 點，下跌 0.31%。HNX-Index 反轉上漲 0.26%，Upcom-Index 下跌 0.31%。3 大市場的交易額達到 11 兆 7,600 億越南盾。

食品-飲料和電力、汽油和煤氣是周末表現最積極的兩板塊，如 MSN (+2.8%)、KDC (+3.5%)、GAS (+3.6%)。相比之下，銀行、證券和鋼鐵的賣壓更大，如 BID、HPG、CTG 等下跌 2% 以上。VIB (+4.4%) 在板塊中是亮點，因為則大幅上漲。市場的廣幅下跌，其中有 206 檔下跌股和 146 檔上漲股，顯示市場的謹慎情緒。

外資在當日買超超過 4,130 億越南盾。MWG (1,060 億)、GAS (730 億)、MSN (520 億) 在買超方面領先。另一方面，KBC (170 億)、VHM (130 億)、E1VFN30 (120 億) 被拋售最多的股票。

### 市場短期觀點

我們認為市場在本週首個交易日可能會繼續橫盤整理，並在窄幅漲跌交替。同時，市場仍處於短期調整階段，因此 VN-Index 可能無法完全突破 1204 點的阻力位，積極點是大型股出現進入積極劇烈波動時期的跡象，顯示該股票吸引更積極的現金流。此外，短期情緒指標持續上漲，顯示市場的寬幅良好，新的支付機會增加。

大盤短期走勢仍為中性。因此，我們建議短期投資者可以繼續考慮以低比例的股票買進。

從周線圖來看，中期風險有下跌的跡象，但我們仍認為大盤中期趨勢仍為下跌。因此，我們建議中期投資者可以停止拋售，並持有當前的比例。

請在 <https://ysradar.yuanta.com.vn/> 查看有關股票的信號。

We Create Fortune

技術分析圖



指數技術分析圖 VN-Index



指數技術分析圖 HNX-Index

指數	短期趨勢	中期趨勢	阻力區 1	阻力區 2	支撐區 1	支撐區 2
VN-Index	中性	下跌	1393	1500	1310	1200
HNX-Index	下跌	下跌	470	500	300	180
VN30	下跌	下跌	1550	1570	1445	960
VNMidcaps	上漲	下跌	1,730	1800	1650	963
VNSmallcaps	下跌	下跌	1430	1450	1400	804

We Create Fortune

胡志明市交易所 (HSX)

	收盤	漲跌%
VNI	1194.76	-0.31%
VN30	1228.84	-0.52%
VN Mid	1629.91	-0.20%
VN Small	1463.42	-0.60%

河內交易所 (HSX)

	收盤	漲跌%
HNI	288.83	0.26%
HN30	521.75	0.71%
VNX AllSh	1203.31	-0.45%

UPCOM 市場 (UPCoM)

	收盤	漲跌%
UPCoM	88.84	-0.31%

外資交易	成交值 (BiL.VND)
買進	1059.98
賣出	681.33
買超/賣超	378.65

外資交易	成交值 (BiL.VND)
買進	7.01
賣出	5.44
買超/賣超	1.56

外資交易	成交值 (BiL.VND)
買進	43.16
賣出	9.60
買超/賣超	33.55

上漲排名/ 股碼	漲跌(VND)	漲跌%
BCM	4300	6.91%
DAH	510	6.89%
HTN	2150	6.89%
OPC	1850	6.85%
ST8	1500	6.82%

上漲排名/ 股碼	漲跌(VND)	漲跌%
SJE	3300	9.85%
IDC	2300	3.92%
VCS	2400	3.28%
MBG	200	2.63%
SHS	300	2.44%

上漲排名/ 股碼	漲跌(VND)	漲跌%
TID	2429	6.58%
CSI	2393	3.02%
BSR	657	2.68%
DRI	303	2.61%
ABB	221	2.03%

下跌排名/ 股碼	漲跌(VND)	漲跌%
CTF	-1650	-6.86%
DPM	-2000	-4.17%
CSV	-1900	-4.14%
YEG	-900	-3.64%
TDC	-500	-3.60%

下跌排名/ 股碼	漲跌(VND)	漲跌%
OCH	-700	-7.95%
DVM	-1200	-6.28%
NDN	-700	-6.14%
EVS	-1500	-4.89%
L14	-5200	-4.85%

下跌排名/ 股碼	漲跌(VND)	漲跌%
IDP	-17350	-9.64%
TIS	-499	-5.25%
PGB	-830	-3.50%
HVG	-100	-3.23%
DDV	-515	-2.74%

\*備註：市值>5,000 億盾；成交值>15 億盾

市值排名/ 股碼	BiL.VND
VCB	343,107
VHM	255,601
VIC	253,627
GAS	206,324
BID	179,578

市值排名/ 股碼	BiL.VND
KSF	25,110
IDC	20,130
THD	20,090
NVB	16,704
BAB	13,665

市值排名/ 股碼	BiL.VND
ACV	182,372
BSR	77,999
MCH	65,852
VEA	57,687
GE2	30,853

交易量排名/ 股碼	成交值	30 日均
SSI	17,909,200	17,040,818
HPG	16,642,200	17,511,709
VND	15,427,200	24,103,095
SHB	14,386,200	9,001,036
HQC	11,920,500	7,988,514

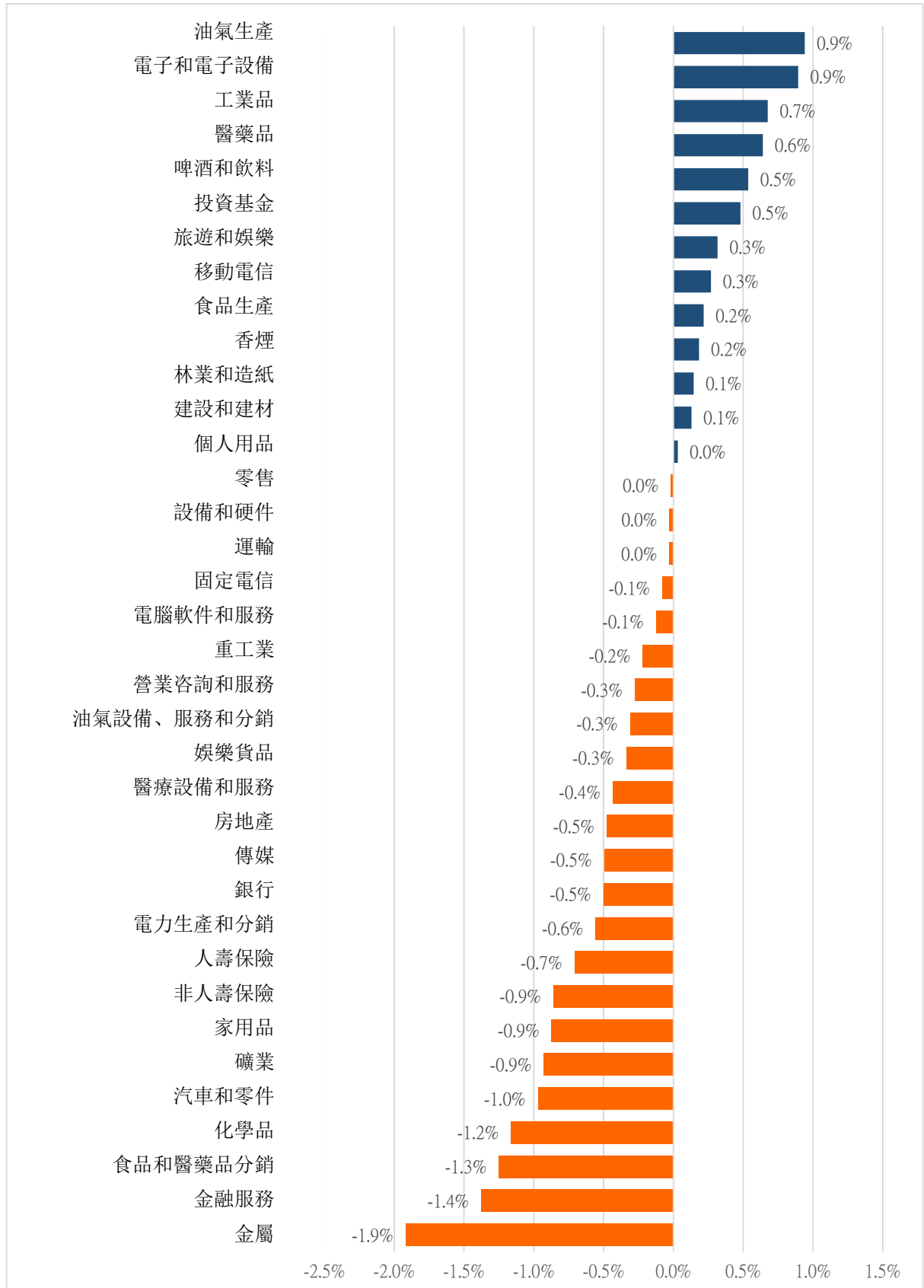
交易量排名/ 股碼	成交值	30 日均
SHS	13,060,524	9,402,336
PVS	5,374,867	6,746,205
CEO	4,936,023	5,338,482
AMV	3,955,321	887,302
HUT	2,811,939	3,259,440

交易量排 名/股碼	成交值	30 日均
BSR	14,887,630	12,084,770
ACM	3,877,300	969,325
HVG	3,331,106	548,265
VHG	2,727,796	2,556,595
ABB	2,627,683	1,428,349

資料源: Bloomberg & Yuanta Research

We Create Fortune

## 各行業板塊的交易走勢



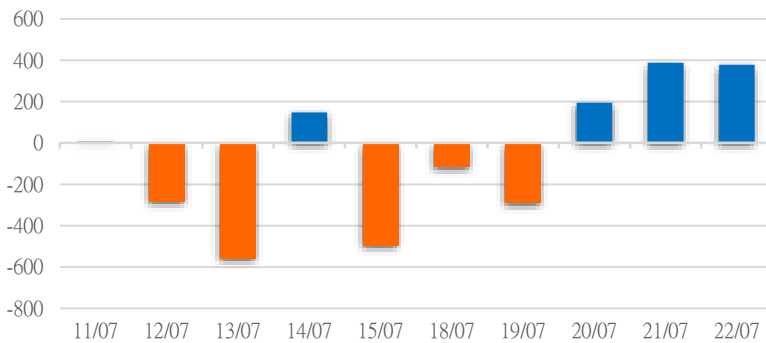
資料源: FiinPro - YSVN



We Create Fortune

## 外資買進賣統計

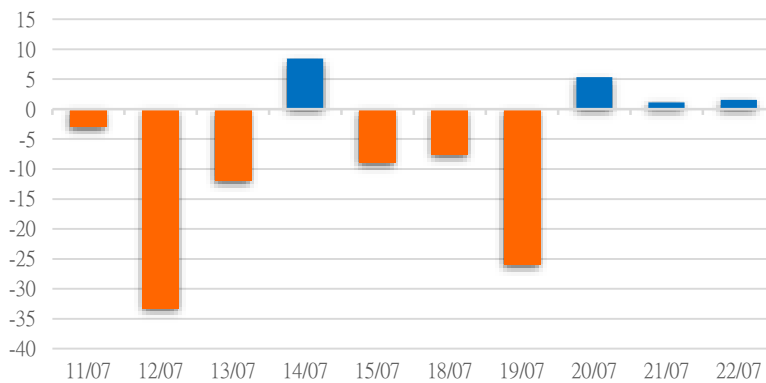
HSX 外資每日買/賣超



證券代碼	買超金額 (Mil.VND)	證券代碼	賣超金額 (Mil.VND)
MWG	105,808	KBC	17,393
GAS	73,158	VHM	12,781
MSN	52,275	E1VFN30	11,876
GEX	47,229	FUEVFNVD	9,671
FUESSVFL	23,115	HPG	8,453

HSX 外資買/賣超的前 5 名

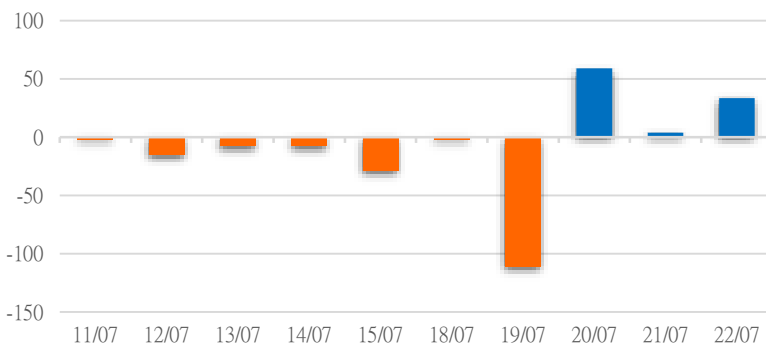
HNX 外資每日買/賣超



證券代碼	買超金額 (Mil.VND)	證券代碼	賣超金額 (Mil.VND)
IDC	3,322	PVS	2,571
TNG	981	KLF	1,383
SD5	252	NDN	210
PVI	183	PSE	128
ICG	122	EVS	116

HNX 外資買/賣超的前 5 名

UPCOM 外資每日買/賣超



證券代碼	買超金額 (Mil.VND)	證券代碼	賣超金額 (Mil.VND)
BSR	32,051	VEA	1,779
ACV	1,946	PXS	271
CSI	614	BTD	151
LTG	442	VOC	80
MCH	349	QNS	57

UPCOM 外資買/賣超的前 5 名

源: FiinPro - YSVN

We Create Fortune

## 自營統計

證券代碼	買超金額 (Mil.VND)	證券代碼	賣超金額 (Mil.VND)
MSN	68,781	FUESSVFL	24,076
GAS	68,593	VHM	18,084
FUEVFNVD	46,481	FPT	14,303
VCB	26,398	VIC	10,101
SAB	19,365	VPB	7,836

HSX 自營交易最大前名

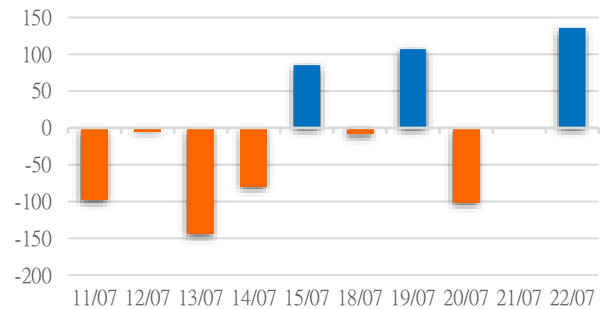
證券代碼	買超金額 (Mil.VND)	證券代碼	賣超金額 (Mil.VND)
HGM	2.13	VCS	7
		TVD	3
		CPC	2
		AMV	1
		MST	1

HNX 自營交易最大前名

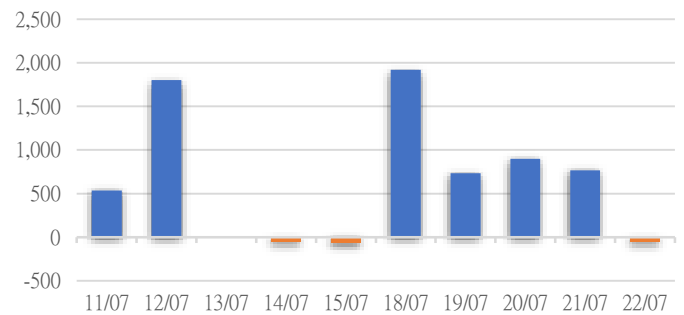
證券代碼	買超金額 (Mil.VND)	證券代碼	賣超金額 (Mil.VND)
C4G	3,412	BSR	1,250
QNS	662		

UPCoM 自營交易最大前名

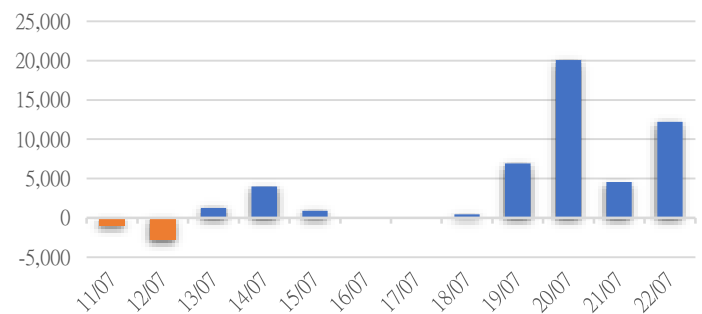
HSX 自營交易每日買/賣超  
(BiL.VND)



HNX 自營交易每日買/賣超  
(BiL.VND)



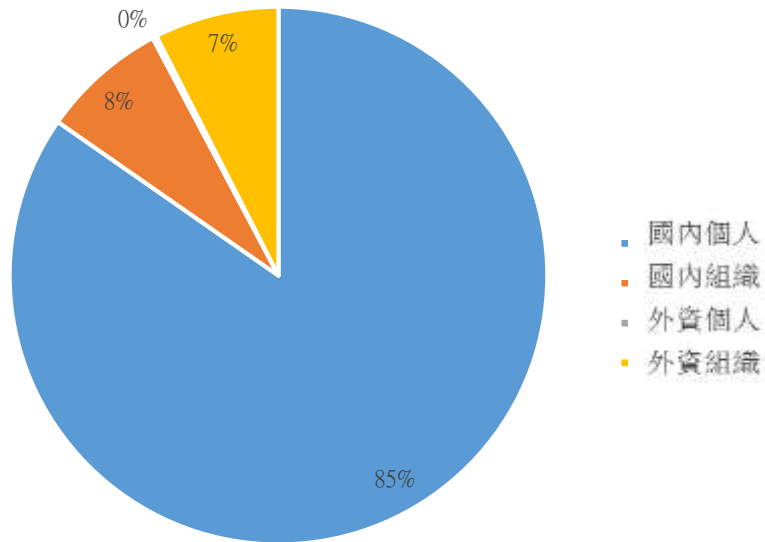
UPCoM 自營交易每日買/賣超  
(BiL.VND)





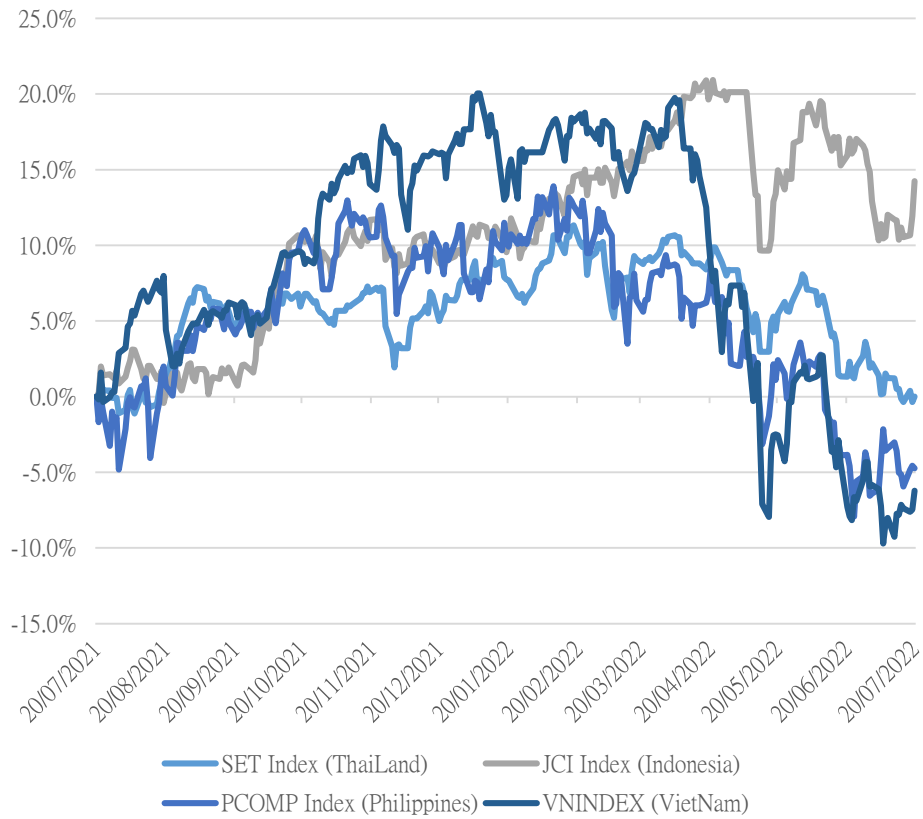
We Create **Fortune**

### 越南證券市場投資人類別統計



資料源: FiinPro - YSVN

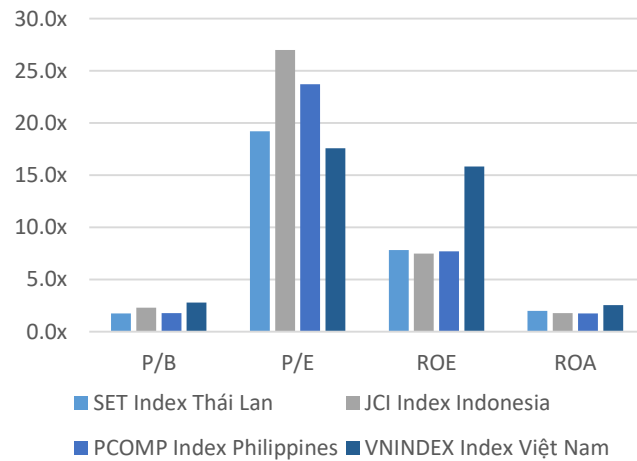
### 東南亞主要市場走勢比較



東南亞主要市場數據

		Thailand	Indonesia	Philippines	Vietnam
P/B		1.1x	2.1x	1.5x	2.0x
P/E		16.6x	15.67	18.0x	12.7x
ROE	%	9.15	12.95	8.96	16.07
ROA	%	2.32	3.27	2.03	2.62
Vốn hóa	Tỷ USD	500.37	601.68	156.02	203.45
GTGD	Triệu USD	1.36	0.62	0.07	0.47
LS cổ tức	%	2.87	2.60	2.06	1.58

源: Bloomberg & YSVN







We Create Fortune

## 元大證券（越南）公司

### 個人客戶分析部

**Nguyễn Thế Minh**  
研究分析經理  
+84 28 3622 6868 ext 3826  
minh.nguyen@yuanta.com.vn

**Lý Thị Hiền**  
研究分析主管  
+84 28 3622 6868 ext 3908  
hien.ly@yuanta.com.vn

**Quách Đức Khánh**  
研究分析副主管  
+84 28 3622 6868 ext 3833  
khanh.quach@yuanta.com.vn

**Khổng Hữu Hiệp**  
高級分析專員  
+84 28 3622 6868 ext 3912  
hiep.khong@yuanta.com.vn

**Nguyễn Trịnh Ngọc Hồng**  
高級分析專員  
+84 28 3622 6868 ext 3832  
hong.nguyen@yuanta.com.vn

**Phạm Tấn Phát**  
高級分析專員  
+84 28 3622 6868 ext 3880  
phat.pham@yuanta.com.vn

### 個人客戶業務部

**Phạm Đắc Thành**  
北部分行經理  
+84 28 3622 6868 ext 3416  
thanh.pham@yuanta.com.vn

**Võ Thị Thu Thủy**  
平陽分行經理  
+84 28 3622 6868 ext 3505  
thuy.vo@yuanta.com.vn

**Lương Kỳ Ty**  
堤岸分行經理  
+84 28 3622 6868 ext 3653  
ty.luong@yuanta.com.vn

**Bùi Quốc Phong**  
同奈分行經理  
+84 28 3622 6868 ext 3701  
phong.bui@yuanta.com.vn

**Võ Đình Tuấn**  
峴港分行經理  
+84 28 3622 6868 ext 3301  
tuan.vo@yuanta.com.vn

**Nguyễn Việt Quang**  
河內分行經理  
+84 28 3622 6868 ext 3404  
quang.nguyen@yuanta.com.vn

**Đinh Thị Thu Cúc**  
頭頓分行經理  
+84 28 3622 6868 ext 3203  
cuc.dinh@yuanta.com.vn

## Appendix A: Important Disclosures

### Analyst Certification

Each research analyst primarily responsible for the content of this research report, in whole or in part, certifies that with respect to each security or issuer that the analyst covered in this report: (1) all of the views expressed accurately reflect his or her personal views about those securities or issuers; and (2) no part of his or her compensation was, is, or will be, directly or indirectly, related to the specific recommendations or views expressed by that research analyst in the research report.

### Ratings Definitions

**BUY:** We have a positive outlook on the stock based on our expected absolute or relative return over the investment period. Our thesis is based on our analysis of the company's outlook, financial performance, catalysts, valuation and risk profile. We recommend investors add to their position.

**HOLD-Outperform:** In our view, the stock's fundamentals are relatively more attractive than peers at the current price. Our thesis is based on our analysis of the company's outlook, financial performance, catalysts, valuation and risk profile.

**HOLD-Underperform:** In our view, the stock's fundamentals are relatively less attractive than peers at the current price. Our thesis is based on our analysis of the company's outlook, financial performance, catalysts, valuation and risk profile.

**SELL:** We have a negative outlook on the stock based on our expected absolute or relative return over the investment period. Our thesis is based on our analysis of the company's outlook, financial performance, catalysts, valuation and risk profile. We recommend investors reduce their position.

**Under Review:** We actively follow the company, although our estimates, rating and target price are under review.

**Restricted:** The rating and target price have been suspended temporarily to comply with applicable regulations and/or Yuanta policies.

Note: Yuanta research coverage with a Target Price is based on an investment period of 12 months. Greater China Discovery Series coverage does not have a formal 12 month Target Price and the recommendation is based on an investment period specified by the analyst in the report.

### Global Disclaimer

© 2018 Yuanta. All rights reserved. The information in this report has been compiled from sources we believe to be reliable, but we do not hold ourselves responsible for its completeness or accuracy. It is not an offer to sell or solicitation of an offer to buy any securities. All opinions and estimates included in this report constitute our judgment as of this date and are subject to change without notice.

This report provides general information only. Neither the information nor any opinion expressed herein constitutes an offer or invitation to make an offer to buy or sell securities or other investments. This material is prepared for general circulation to clients and is not intended to provide tailored investment advice and does not take into account the individual financial situation and objectives of any specific person who may receive this report. Investors should seek financial advice regarding the appropriateness of investing in any securities, investments or investment strategies discussed or recommended in this report. The information contained in this report has been compiled from sources believed to be reliable but no representation or warranty, express or implied, is made as to its accuracy, completeness or correctness. This report is not (and should not be construed as) a solicitation to act as securities broker or dealer in any jurisdiction by any person or company that is not legally permitted to carry on such business in that jurisdiction.

Yuanta research is distributed in the United States only to Major U.S. Institutional Investors (as defined in Rule 15a-6 under the Securities Exchange Act of 1934, as amended and SEC staff interpretations thereof). All transactions by a US person in the securities mentioned in this report must be effected through a registered broker-dealer under Section 15 of the Securities Exchange Act of 1934, as amended. Yuanta research is distributed in Taiwan by Yuanta Securities Investment Consulting. Yuanta research is distributed in Hong Kong by Yuanta Securities (Hong Kong) Co. Limited, which is licensed in Hong Kong by the Securities and Futures Commission for regulated activities, including Type 4 regulated activity (advising on securities). In Hong Kong, this research report may not be redistributed, retransmitted or disclosed, in whole or in part or and any form or manner, without the express written