

當日市場：市場的指數繼續調整

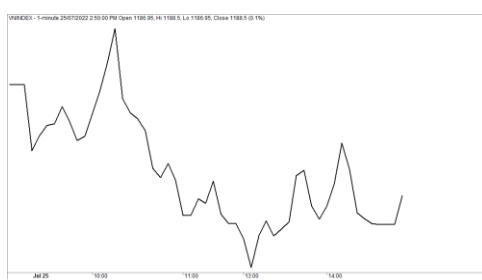
2022/07/26

市場走勢

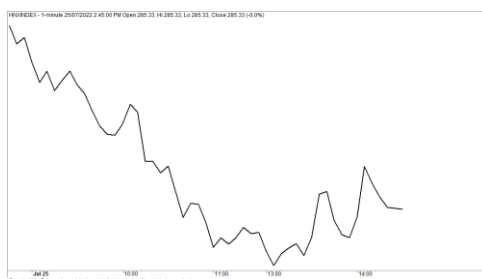
市場指數	VNI	HNI	UPCOM
收盤	1,188.50	285.38	88.35
%日	-0.52%	-1.19%	-0.55%
%週	1.02%	0.26%	1.02%
%月	0.25%	3.42%	1.44%
%年	-6.33%	-5.43%	4.72%
成交值(Bil.VND)			
當日	9,916	1,320	646
日均量/週	11,655	1,349	1,126
日均量/月	11,631	1,244	890
外資進出			
買進	1,612.04	8.60	18.06
賣出	1,297.03	14.65	41.70
買賣超	315.01	-6.05	-23.64
市場漲跌家數			
上漲	115	62	109
下跌	231	134	185
持平	74	154	609
市場指標			
P/E	12.65	13.91	17.15
總市值 (兆盾)	4,778	338	1,220
股息殖利 ²	1.43%	3.66%	4.96%

資料源: Bloomberg - YSVN

VNINDEX



HNIINDEX



市場走勢

當投資者的情緒仍在等待本周美聯儲的重要信息時，市場繼續下跌。VN-Index 收於 1,188.5 點，下跌 0.52%，HNX-Index 下跌 1.19%，Upcom-Index 下跌 0.55%。3 大市場的交易額達到 19 兆 2,850 億越南盾。

市場的寬幅繼續走弱，顯示賣力依然出現在大盤。VN30-Index 錄得 20 檔下跌股和 9 檔上漲股。FPT、PDR、VCB、VHM、VIC、VJC、VNM、VRE 小幅上漲。相反，BVH、GVR、SSI、TPB、VPB、MWG 以跌幅收盤。

DBC (+2.7%)、LCG (+2.2%)、IDI (+2.3%)、HAX (+6.9%) 等是當日積極上漲的股票。

外資在當日買超超過 2,850 億越南盾。FPT (830 億)、MWG (690 億)、VNM (220 億) 在買超方面領先。另一方面，HPG (580 億)、BSR (260 億)、DPM (140 億) 被拋售最多的股票。

市場短期觀點

我們認為市場可能會上漲，VN-Index 可能會在下個交易日重新測試 1204 點的阻力位。同時，市場仍處於短期調整階段，因此 VN-Index 可能繼續在 1,185-1,204 點窄幅波動。此外，情緒指標小幅下跌，但仍位於樂觀區間以上，因此此次調整併不算太負面，並無法改變目前大盤的短期走勢。

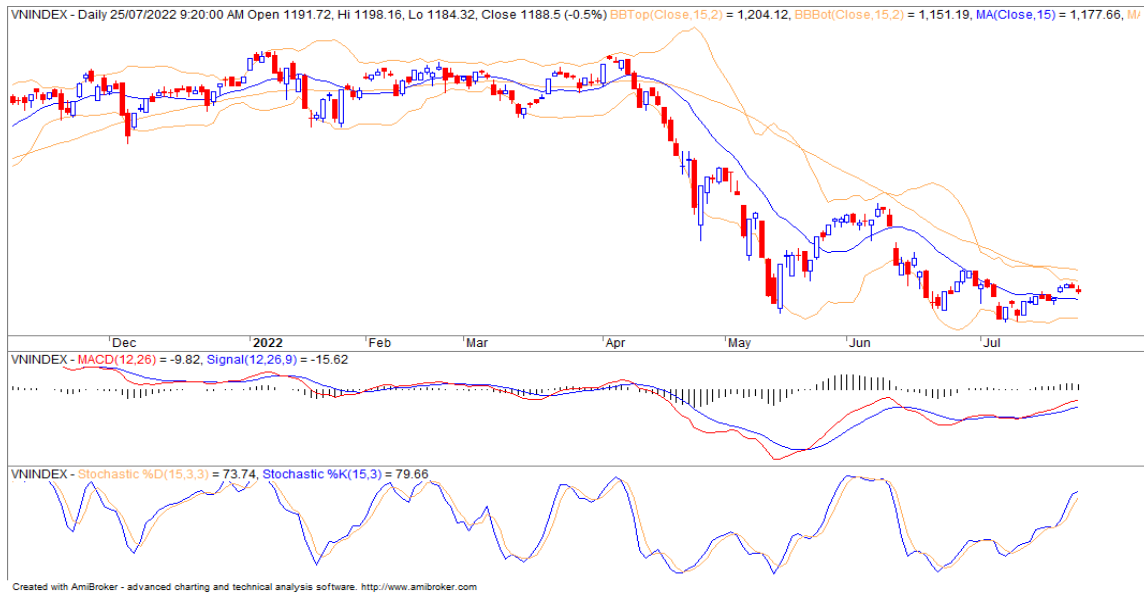
大盤短期走勢仍為中性。因此，我們建議短期投資者仍能以低比例買進新股。

請在 <https://ysradar.yuanta.com.vn/> 查看有關股票的信號。

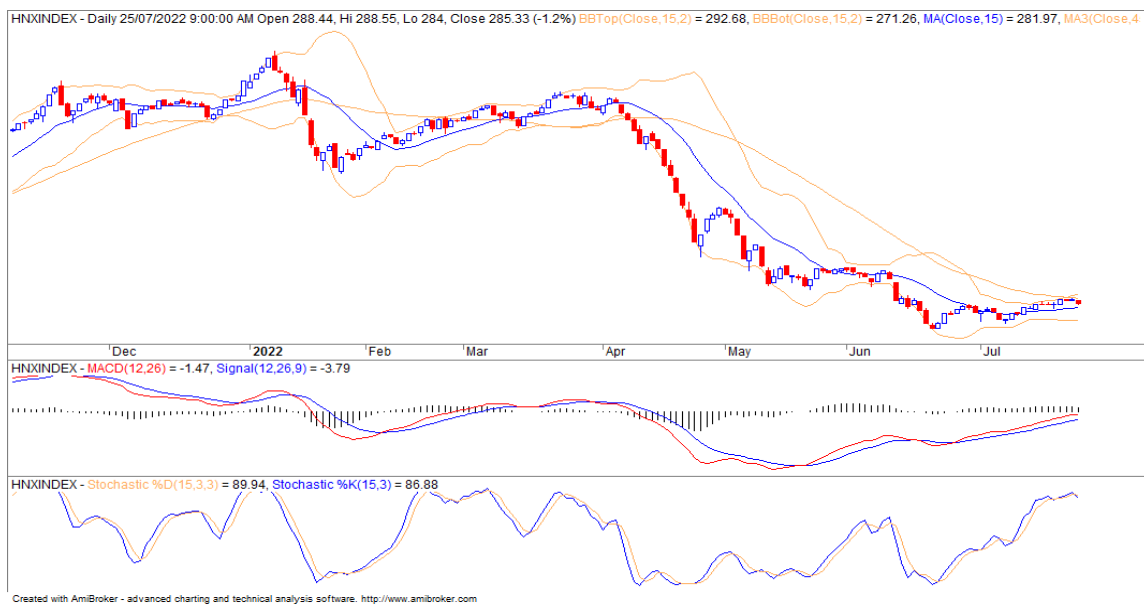


We Create Fortune

技術分析圖



指數技術分析圖 VN-Index



指數技術分析圖 HNX-Index

指數	短期趨勢	中期趨勢	阻力區 1	阻力區 2	支撐區 1	支撐區 2
VN-Index	中性	下跌	1393	1500	1310	1200
HNX-Index	下跌	下跌	470	500	300	180
VN30	下跌	下跌	1550	1570	1445	960
VNMidcaps	上漲	下跌	1,730	1800	1650	963
VNSmallcaps	下跌	下跌	1430	1450	1400	804

We Create Fortune

胡志明市交易所 (HSX)

	收盤	漲跌%
VNI	1194.76	-0.31%
VN30	1228.84	-0.52%
VN Mid	1629.91	-0.20%
VN Small	1463.42	-0.60%

河內交易所 (HSX)

	收盤	漲跌%
HNI	288.83	0.26%
HN30	521.75	0.71%
VNX AllSh	1203.31	-0.45%

UPCOM 市場 (UPCoM)

	收盤	漲跌%
UPCoM	88.84	-0.31%

外資交易	成交值 (Bil.VND)
買進	1059.98
賣出	681.33
買超/賣超	378.65

外資交易	成交值 (Bil.VND)
買進	7.01
賣出	5.44
買超/賣超	1.56

外資交易	成交值 (Bil.VND)
買進	43.16
賣出	9.60
買超/賣超	33.55

上漲排名/股碼	漲跌(VND)	漲跌%
BCM	4300	6.91%
DAH	510	6.89%
HTN	2150	6.89%
OPC	1850	6.85%
ST8	1500	6.82%

上漲排名/股碼	漲跌(VND)	漲跌%
SJE	3300	9.85%
IDC	2300	3.92%
VCS	2400	3.28%
MBG	200	2.63%
SHS	300	2.44%

上漲排名/股碼	漲跌(VND)	漲跌%
TID	2429	6.58%
CSI	2393	3.02%
BSR	657	2.68%
DRI	303	2.61%
ABB	221	2.03%

下跌排名/股碼	漲跌(VND)	漲跌%
CTF	-1650	-6.86%
DPM	-2000	-4.17%
CSV	-1900	-4.14%
YEG	-900	-3.64%
TDC	-500	-3.60%

下跌排名/股碼	漲跌(VND)	漲跌%
OCH	-700	-7.95%
DVM	-1200	-6.28%
NDN	-700	-6.14%
EVS	-1500	-4.89%
L14	-5200	-4.85%

下跌排名/股碼	漲跌(VND)	漲跌%
IDP	-17350	-9.64%
TIS	-499	-5.25%
PGB	-830	-3.50%
HVG	-100	-3.23%
DDV	-515	-2.74%

*備註：市值>5,000 億盾；成交值>15 億盾

市值排名/股碼	Bil.VND
VCB	343,107
VHM	255,601
VIC	253,627
GAS	206,324
BID	179,578

市值排名/股碼	Bil.VND
KSF	25,110
IDC	20,130
THD	20,090
NVB	16,704
BAB	13,665

市值排名/股碼	Bil.VND
ACV	182,372
BSR	77,999
MCH	65,852
VEA	57,687
GE2	30,853

交易量排名/股碼	成交值	30 日均
SSI	17,909,200	17,040,818
HPG	16,642,200	17,511,709
VND	15,427,200	24,103,095
SHB	14,386,200	9,001,036
HQC	11,920,500	7,988,514

交易量排名/股碼	成交值	30 日均
SHS	13,060,524	9,402,336
PVS	5,374,867	6,746,205
CEO	4,936,023	5,338,482
AMV	3,955,321	887,302
HUT	2,811,939	3,259,440

交易量排名/股碼	成交值	30 日均
BSR	14,887,630	12,084,770
ACM	3,877,300	969,325
HVG	3,331,106	548,265
VHG	2,727,796	2,556,595
ABB	2,627,683	1,428,349

資料源: Bloomberg & Yuanta Research

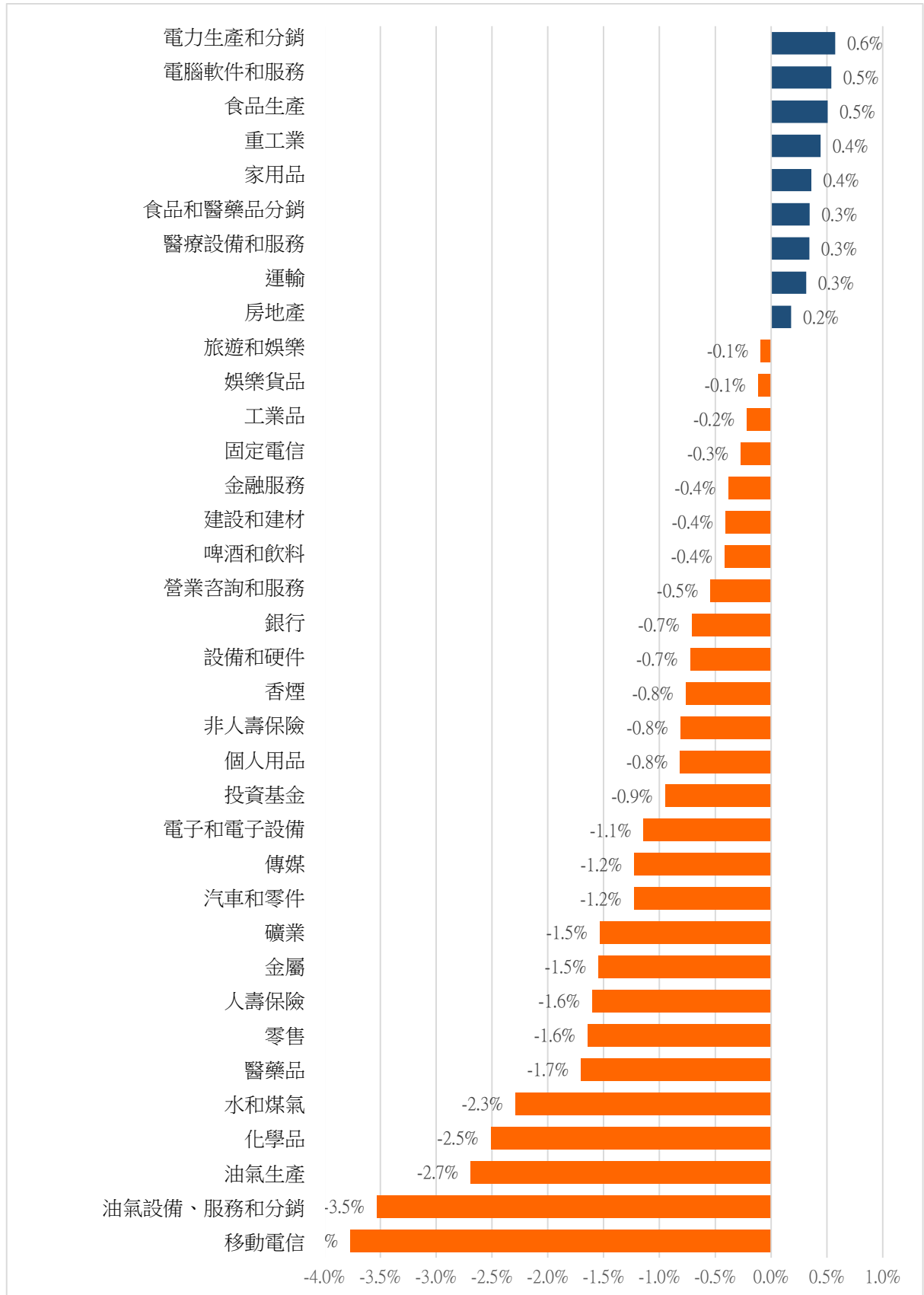
資料源: Bloomberg & Yuanta Research

資料源: Bloomberg & Yuanta Research



We Create Fortune

各行業板塊的交易走勢



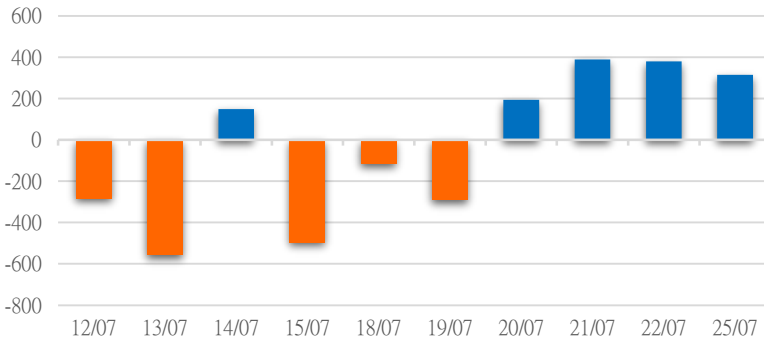
資料源: FiinPro - YSVN



We Create Fortune

外資買進賣統計

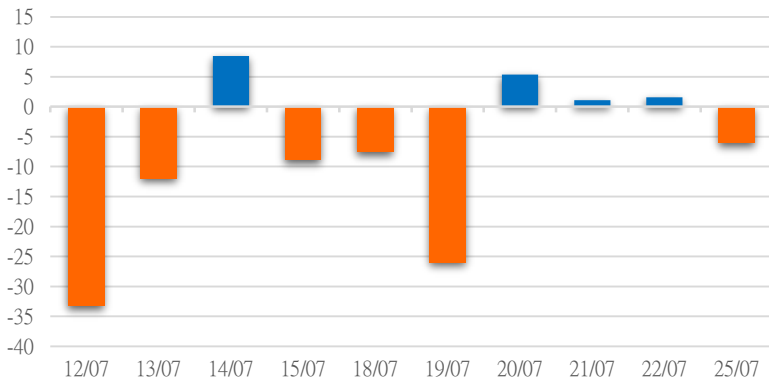
HSX 外資每日買/賣超



證券代碼	買超金額 (Mil.VND)	證券代碼	賣超金額 (Mil.VND)
FPT	82,632	HPG	57,900
MWG	69,054	DPM	14,034
VNM	21,997	VHM	11,895
LPB	19,494	SAB	8,023
SSI	16,868	E1VFN30	7,742

HSX 外資買/賣超的前 5 名

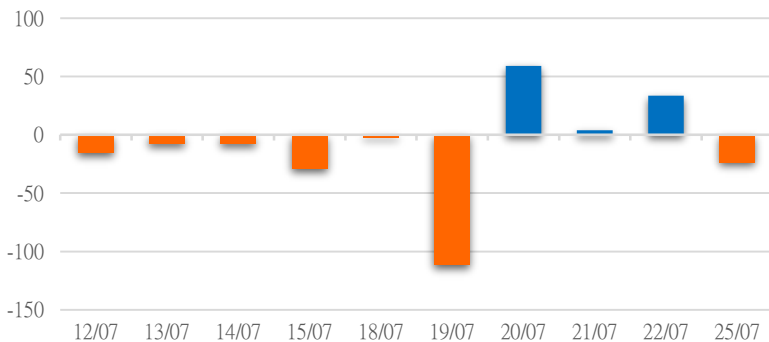
HNX 外資每日買/賣超



證券代碼	買超金額 (Mil.VND)	證券代碼	賣超金額 (Mil.VND)
VCS	404	PVS	3,343
PVI	318	APS	2,689
CLH	165	THD	565
VHL	163	SHS	419
PCG	161	NVB	291

HNX 外資買/賣超的前 5 名

UPCOM 外資每日買/賣超



證券代碼	買超金額 (Mil.VND)	證券代碼	賣超金額 (Mil.VND)
CSI	1,102	BSR	25,851
ACV	938	VEA	1,004
MCH	844	VHG	190
AAS	280	HEC	87
SKV	81	VOC	66

UPCOM 外資買/賣超的前 5 名

源: FiinPro - YSVN



We Create Fortune

自營統計

證券代碼	買超金額 (Mil.VND)	證券代碼	賣超金額 (Mil.VND)
MSN	25,650	FUEVFNVD	24,596
HPG	20,980	SAB	7,362
E1VFN30	19,195	CII	1,905
VIC	16,453	ASM	1,476
VCB	14,910	FUESSVFL	263

HSX 自營交易最大前名

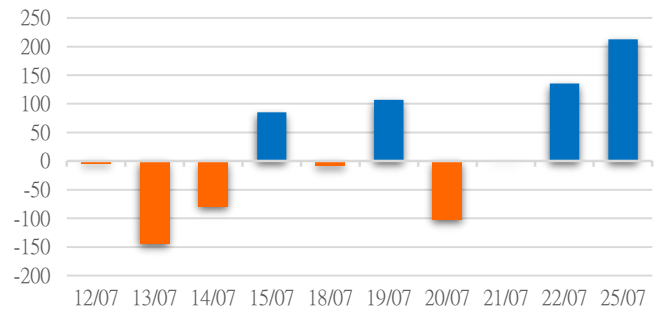
證券代碼	買超金額 (Mil.VND)	證券代碼	賣超金額 (Mil.VND)
PLC	369.00	PVS	2,252
NRC	0.14	CEO	303

HNX 自營交易最大前名

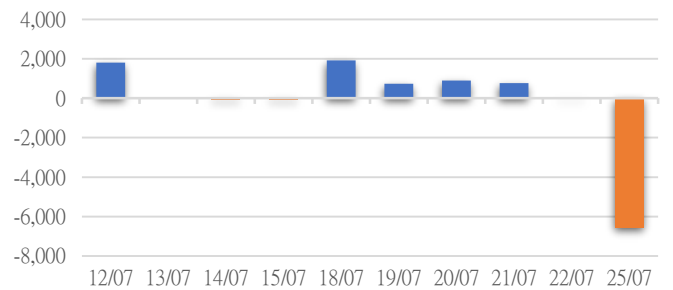
證券代碼	買超金額 (Mil.VND)	證券代碼	賣超金額 (Mil.VND)
VTP	5,499	BSR	2,451

UPCoM 自營交易最大前名

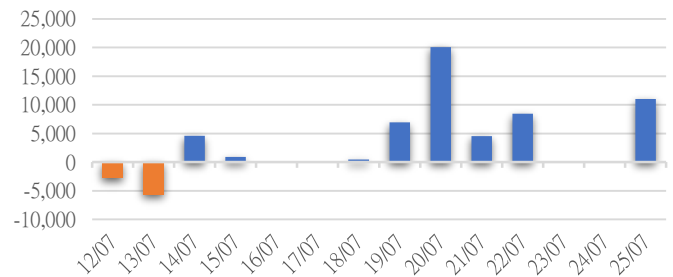
HSX 自營交易每日買/賣超 (Bil.VND)



HNX 自營交易每日買/賣超 (Bil.VND)



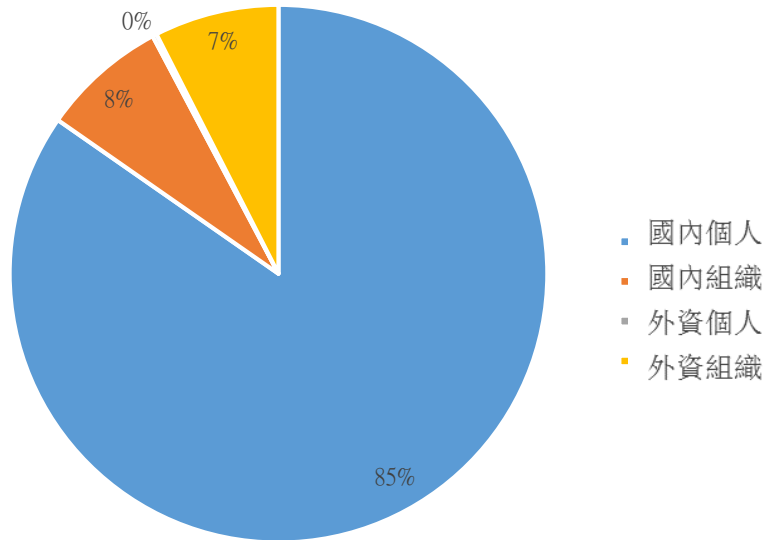
UPCoM 自營交易每日買/賣超 (Bil.VND)





We Create **Fortune**

越南證券市場投資人類別統計

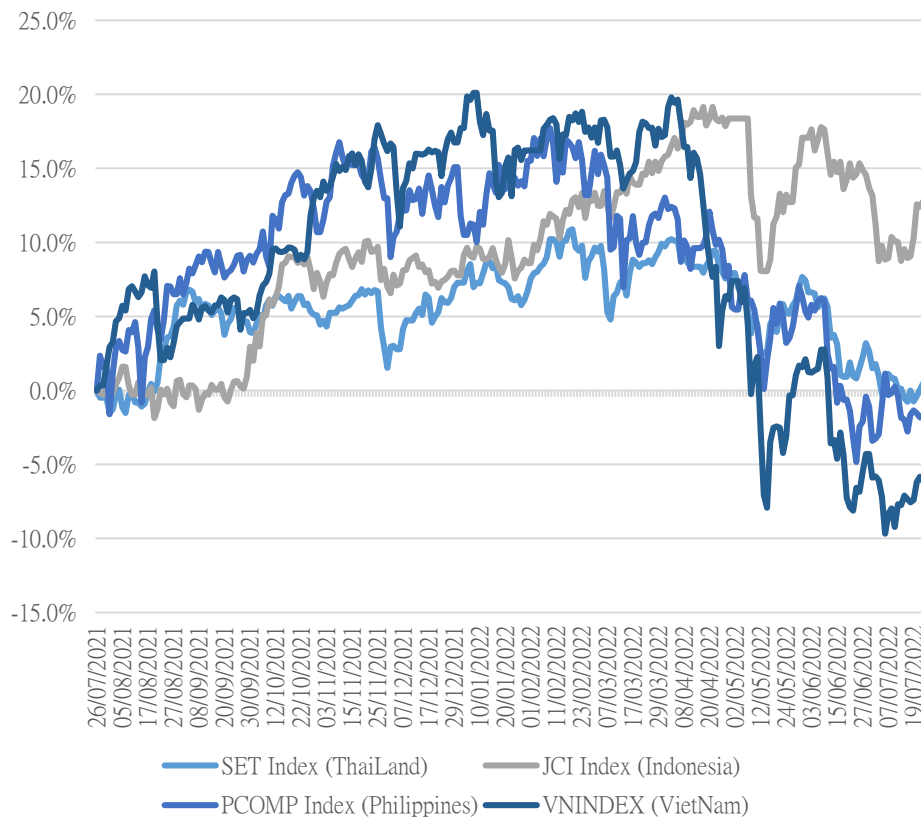


資料源: FiinPro - YSVN



We Create Fortune

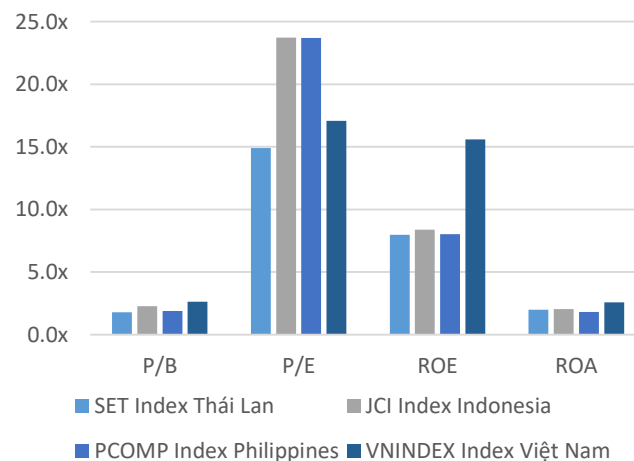
東南亞主要市場走勢比較



東南亞主要市場數據

		Thailand	Indonesia	Philippines	Vietnam
P/B		1.1x	2.1x	1.5x	2.0x
P/E		16.6x	15.67	18.0x	12.7x
ROE	%	9.15	12.95	8.96	16.07
ROA	%	2.32	3.27	2.03	2.62
Vốn hóa	Tỷ USD	500.37	601.68	156.02	203.45
GTGD	Triệu USD	1.36	0.62	0.07	0.47
LS cổ tức	%	2.87	2.60	2.06	1.58

源: Bloomberg & YSVN





We Create **Fortune**

元大證券（越南）公司

個人客戶分析部

Nguyễn Th ệ Minh
研究分析經理
+84 28 3622 6868 ext 3826
minh.nguyen@yuanta.com.vn

Lý Thị Hi ệ n
研究分析主管
+84 28 3622 6868 ext 3908
hien.ly@yuanta.com.vn

Quách Đức Khánh
研究分析副主管
+84 28 3622 6868 ext 3833
khanh.quach@yuanta.com.vn

Khổng Hữu Hiệp
高級分析專員
+84 28 3622 6868 ext 3912
hiep.khong@yuanta.com.vn

Nguyễn Trịnh Ngọc Hồng
高級分析專員
+84 28 3622 6868 ext 3832
hong.nguyen@yuanta.com.vn

Phạm Tấn Phát
高級分析專員
+84 28 3622 6868 ext 3880
phat.pham@yuanta.com.vn

個人客戶業務部

Phạm Đắc Thành
北部營業中心經理
+84 28 3622 6868 ext 3416
thanh.pham@yuanta.com.vn

Võ Thị Thu Thủy
平陽分行經理
+84 28 3622 6868 ext 3505
thuy.vo@yuanta.com.vn

Lương Kỳ Ty
堤岸分行經理
+84 28 3622 6868 ext 3653
ty.luong@yuanta.com.vn

Bùi Quốc Phong
同奈分行經理
+84 28 3622 6868 ext 3701
phong.bui@yuanta.com.vn

Võ Đình Tuấn
峴港分行經理
+84 28 3622 6868 ext 3301
tuan.vo@yuanta.com.vn

Nguyễn Việt Quang
河內分行經理
+84 28 3622 6868 ext 3404
quang.nguyen@yuanta.com.vn

Đinh Thị Thu Cúc
頭頓分行經理
+84 28 3622 6868 ext 3203
cuc.dinh@yuanta.com.vn



We Create **Fortune**

Appendix A: Important Disclosures

Analyst Certification

Each research analyst primarily responsible for the content of this research report, in whole or in part, certifies that with respect to each security or issuer that the analyst covered in this report: (1) all of the views expressed accurately reflect his or her personal views about those securities or issuers; and (2) no part of his or her compensation was, is, or will be, directly or indirectly, related to the specific recommendations or views expressed by that research analyst in the research report.

Ratings Definitions

BUY: We have a positive outlook on the stock based on our expected absolute or relative return over the investment period. Our thesis is based on our analysis of the company's outlook, financial performance, catalysts, valuation and risk profile. We recommend investors add to their position.

HOLD-Outperform: In our view, the stock's fundamentals are relatively more attractive than peers at the current price. Our thesis is based on our analysis of the company's outlook, financial performance, catalysts, valuation and risk profile.

HOLD-Underperform: In our view, the stock's fundamentals are relatively less attractive than peers at the current price. Our thesis is based on our analysis of the company's outlook, financial performance, catalysts, valuation and risk profile.

SELL: We have a negative outlook on the stock based on our expected absolute or relative return over the investment period. Our thesis is based on our analysis of the company's outlook, financial performance, catalysts, valuation and risk profile. We recommend investors reduce their position.

Under Review: We actively follow the company, although our estimates, rating and target price are under review.

Restricted: The rating and target price have been suspended temporarily to comply with applicable regulations and/or Yuanta policies.

Note: Yuanta research coverage with a Target Price is based on an investment period of 12 months. Greater China Discovery Series coverage does not have a formal 12 month Target Price and the recommendation is based on an investment period specified by the analyst in the report.

Global Disclaimer

© 2018 Yuanta. All rights reserved. The information in this report has been compiled from sources we believe to be reliable, but we do not hold ourselves responsible for its completeness or accuracy. It is not an offer to sell or solicitation of an offer to buy any securities. All opinions and estimates included in this report constitute our judgment as of this date and are subject to change without notice.

This report provides general information only. Neither the information nor any opinion expressed herein constitutes an offer or invitation to make an offer to buy or sell securities or other investments. This material is prepared for general circulation to clients and is not intended to provide tailored investment advice and does not take into account the individual financial situation and objectives of any specific person who may receive this report. Investors should seek financial advice regarding the appropriateness of investing in any securities, investments or investment strategies discussed or recommended in this report. The information contained in this report has been compiled from sources believed to be reliable but no representation or warranty, express or implied, is made as to its accuracy, completeness or correctness. This report is not (and should not be construed as) a solicitation to act as securities broker or dealer in any jurisdiction by any person or company that is not legally permitted to carry on such business in that jurisdiction.

Yuanta research is distributed in the United States only to Major U.S. Institutional Investors (as defined in Rule 15a-6 under the Securities Exchange Act of 1934, as amended and SEC staff interpretations thereof). All transactions by a US person in the securities mentioned in this report must be effected through a registered broker-dealer under Section 15 of the Securities Exchange Act of 1934, as amended. Yuanta research is distributed in Taiwan by Yuanta Securities Investment Consulting. Yuanta research is distributed in Hong Kong by Yuanta Securities (Hong Kong) Co. Limited, which is licensed in Hong Kong by the Securities and Futures Commission for regulated activities, including Type 4 regulated activity (advising on securities). In Hong Kong, this research report may not be redistributed, retransmitted or disclosed, in whole or in part or and any form or manner, without the express written