

當日市場：中型股強勁的拋售壓力


2022/07/27

市場走勢

市場指數	VNI	HNI	UPCOM
收盤	1,185.07	282.88	88.41
%日	-0.29%	-0.88%	0.07%
%週	0.57%	-0.54%	0.59%
%月	-0.03%	2.52%	1.50%
%年	-6.89%	-6.60%	5.41%
成交值(Bil.VND)			
當日	9,435	1,404	801
日均量/週	11,292	1,370	985
日均量/月	11,531	1,251	886
外資進出			
買進	584.44	4.36	6.77
賣出	529.17	2.05	169.36
買賣超	55.28	2.31	-162.59
市場漲跌家數			
上漲	110	59	130
下跌	238	119	162
持平	72	172	611
市場指標			
P/E	12.60	14.23	17.04
總市值 (兆盾)	4,753	336	1,212
股息殖利率	1.42%	3.70%	4.97%

資料源: Bloomberg - YSVN

VNINDEX



HNIINDEX



市場走勢

隨著投資者的情緒仍在等待美聯儲會議，市場繼續在窄幅橫盤整理。VN-Index 收於 1,185.07 點，下跌 0.29%，HNX-Index 下跌 0.88%，Upcom-Index 上漲 0.07%。3 大市場的交易額達到 9 兆 6,110 億越南盾。

VN30-Index 收跌 0.34%，VIC、VNM、VRE、TPB、HPG、BVH 錄得 1-2% 的跌幅，顯示跌幅不大。相比之下，SAB (+1.6%)、MSN (+1.3%) 和 VCB (+1.4%) 在第二季度業績公佈後均積極上漲。

中型股的賣壓增加，如 NKG (-5.4%)、HAG (-3.5%)、GEX (-4%)、HMG (-4.2%) 等是當日大幅下跌的股票。

外資在當日賣超超過 1,050 億越南盾。BSR (1,630 億)、DGC (390 億)、VNM (170 億) 被拋售最多的股票。另一方面，VCB (230 億)、MWG (220 億)、SSI (220 億) 在買超方面領先。

市場短期觀點

我們認為市場可能會繼續在窄幅震盪，VN-Index 可能在下個交易日重新測試 1,180 點。同時，市場仍處於短期調整階段，因此 VN-Index 在未來幾個交易日可能會繼續在 20 日均線附近波動。此外，短期情緒指標繼續小幅下跌，顯示短期投資者再次謹慎。大盤短期走勢仍為中性。因此，我們建議短期投資者可以在當前水平持有較低比例的股票，並停止買進新股，以在未來幾個交易日觀察市場的走勢。

請在 <https://ysradar.yuanta.com.vn/> 查看有關股票的信號。

We Create Fortune

技術分析圖



指數技術分析圖 VN-Index



指數技術分析圖 HNX-Index

指數	短期趨勢	中期趨勢	阻力區 1	阻力區 2	支撐區 1	支撐區 2
VN-Index	中性	下跌	1393	1500	1310	1200
HNX-Index	下跌	下跌	470	500	300	180
VN30	下跌	下跌	1550	1570	1445	960
VNMidcaps	上漲	下跌	1,730	1800	1650	963
VNSmallcaps	下跌	下跌	1430	1450	1400	804

We Create Fortune

胡志明市交易所 (HSX)

	收盤	漲跌%
VNI	1185.07	-0.29%
VN30	1218.49	-0.34%
VN Mid	1604.52	-0.70%
VN Small	1444.59	-0.72%

河內交易所 (HSX)

	收盤	漲跌%
HNI	282.88	-0.88%
HN30	507.11	-1.06%
VNX AllSh	1190.53	-0.47%

UPCOM 市場 (UPCoM)

	收盤	漲跌%
UPCoM	88.41	0.07%

外資交易	成交值 (BiL.VND)
買進	584.44
賣出	529.17
買超/賣超	55.28

外資交易	成交值 (BiL.VND)
買進	4.36
賣出	2.05
買超/賣超	2.31

外資交易	成交值 (BiL.VND)
買進	6.77
賣出	169.36
買超/賣超	-162.59

上漲排名/ 股碼	漲跌(VND)	漲跌%
ST8	1750	6.97%
VRC	450	3.56%
YEG	800	3.45%
HTN	1100	3.29%
SCR	350	3.24%

上漲排名/ 股碼	漲跌(VND)	漲跌%
VC3	2100	4.50%
PVS	300	1.33%
PLC	200	0.82%
DVM	100	0.59%
HTP	100	0.27%

上漲排名/ 股碼	漲跌(VND)	漲跌%
TID	4619	13.08%
PAT	7706	4.96%
VFS	557	3.22%
BSR	570	2.38%
AAS	425	2.11%

下跌排名/ 股碼	漲跌(VND)	漲跌%
VOS	-1200	-6.82%
ACL	-1350	-6.78%
VSH	-2900	-6.74%
DRH	-530	-5.99%
FMC	-3100	-5.84%

下跌排名/ 股碼	漲跌(VND)	漲跌%
VC2	-1600	-6.87%
APS	-800	-5.59%
DTD	-1200	-5.02%
AMV	-400	-4.82%
KLF	-100	-3.03%

下跌排名/ 股碼	漲跌(VND)	漲跌%
TIS	-682	-8.02%
TVN	-182	-2.25%
CLX	-349	-1.97%
SBS	-172	-1.91%
VNA	-762	-1.80%

*備註: 市值>5,000 億盾; 成交值>15 億盾

市值排名/ 股碼	BiL.VND
VCB	345,000
VIC	256,678
VHM	256,472
GAS	200,391
BID	179,072

市值排名/ 股碼	BiL.VND
KSF	25,020
IDC	19,833
THD	19,600
NVB	16,036
BAB	13,665

市值排名/ 股碼	BiL.VND
ACV	184,118
BSR	75,296
MCH	65,700
VEA	58,571
GE2	30,853

交易量排名/ 股碼	成交值	30 日均
HPG	26,422,200	18,391,652
SSI	16,657,400	17,503,895
HAG	15,321,000	20,667,919
VND	14,054,700	23,905,671
EIB	13,840,600	202,000

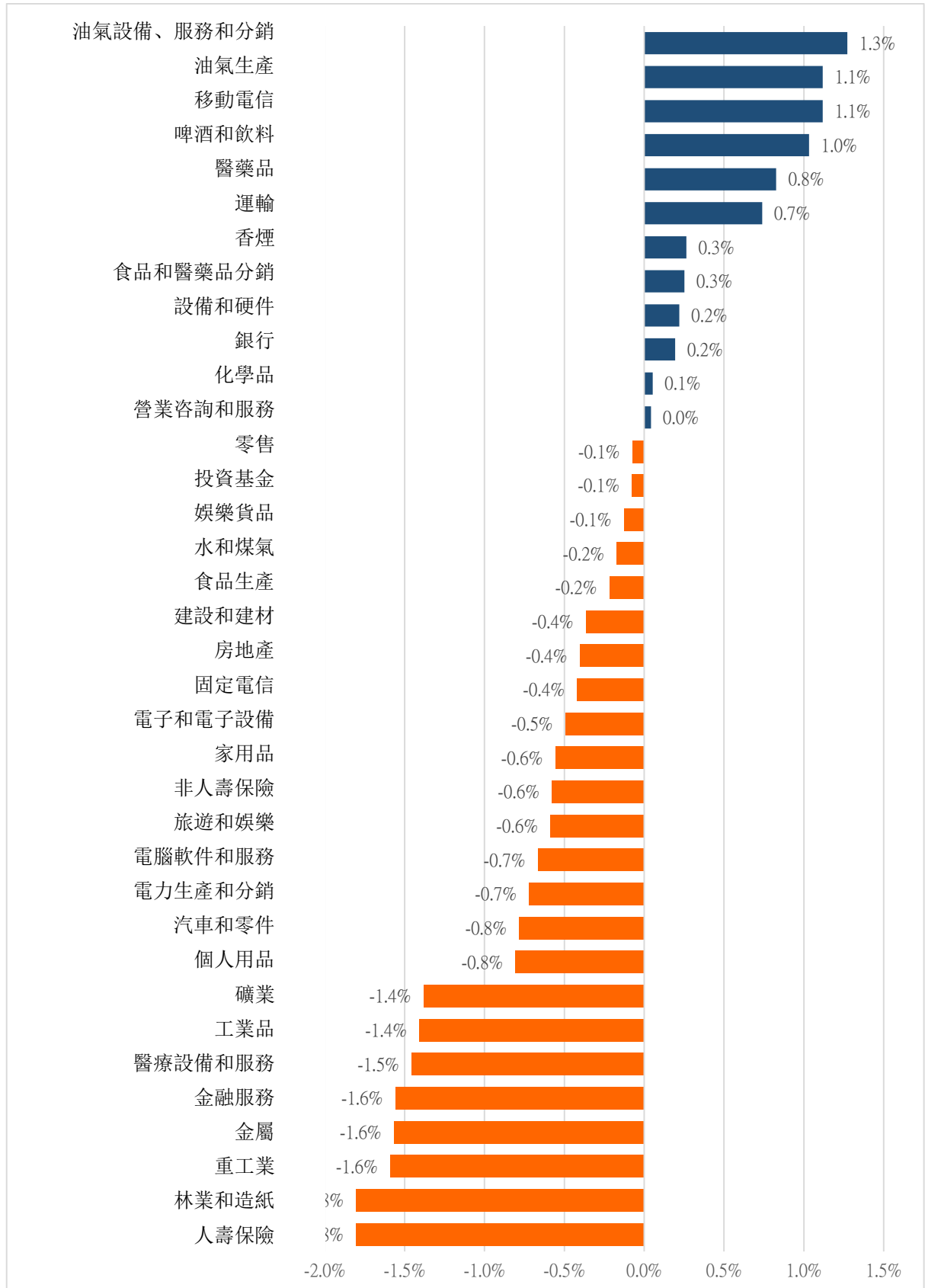
交易量排名/ 股碼	成交值	30 日均
SHS	6,493,031	9,686,087
KSF	4,849,722	103,189
CEO	4,417,449	5,455,661
HUT	4,144,847	3,321,000
AMV	2,871,450	1,017,819

交易量排 名/股碼	成交值	30 日均
BSR	16,867,415	12,000,800
ABB	1,618,276	1,442,004
SBS	1,539,507	2,236,851
VHG	1,203,300	2,637,437
C4G	1,139,329	1,505,395

資料源: Bloomberg & Yuanta Research

We Create Fortune

各行業板塊的交易走勢



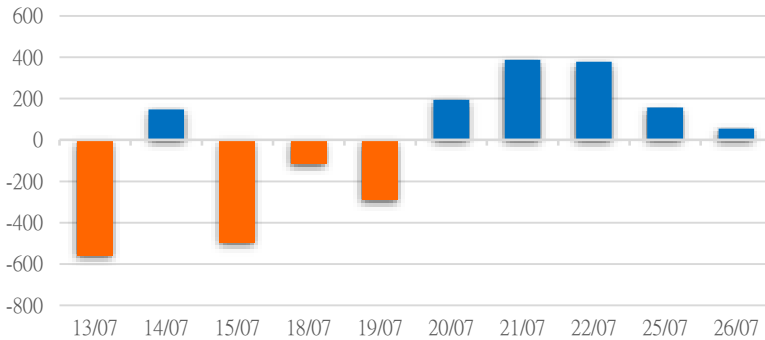
資料源: FinPro - YSVN



We Create Fortune

外資買進賣統計

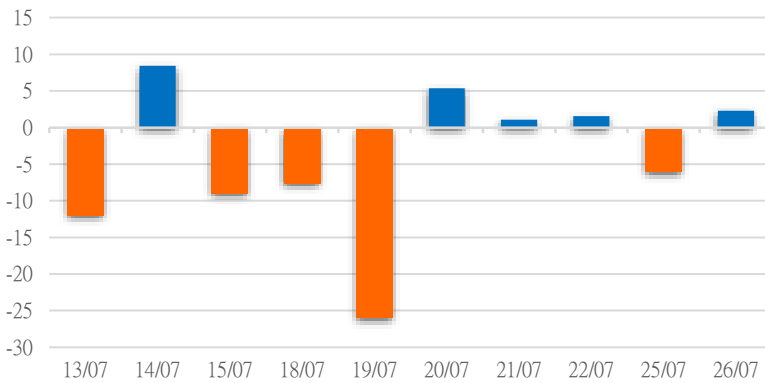
HSX 外資每日買/賣超



證券代碼	買超金額 (Mil.VND)	證券代碼	賣超金額 (Mil.VND)
VCB	23,365	DGC	38,807
MWG	21,927	VNM	16,949
SSI	21,619	DPM	11,368
LPB	20,426	GAS	11,275
KDH	19,316	IJC	8,649

HSX 外資買/賣超的前 5 名

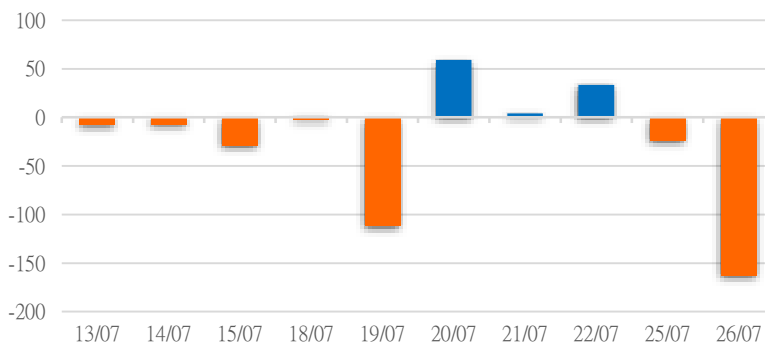
HNX 外資每日買/賣超



證券代碼	買超金額 (Mil.VND)	證券代碼	賣超金額 (Mil.VND)
IDC	1,354	APS	276
SD5	415	TNG	250
PVI	309	TOT	102
SHS	249	INN	72
VNR	229	TKU	59

HNX 外資買/賣超的前 5 名

UPCOM 外資每日買/賣超



證券代碼	買超金額 (Mil.VND)	證券代碼	賣超金額 (Mil.VND)
AAS	2,236	BSR	163,288
MCH	833	QNS	1,604
VGG	505	CSI	726
ACV	429	BTD	407
LMH	283	LTG	366

UPCOM 外資買/賣超的前 5 名

源: FiinPro - YSVN

We Create Fortune

自營統計

證券代碼	買超金額 (Mil.VND)	證券代碼	賣超金額 (Mil.VND)
E1VFN30	33,837	EIB	141,360
VIC	12,881	FUEKIV30	34,264
TCB	11,897	SSI	22,522
VPB	10,696	SZC	3,154
VNM	10,299	HPG	3,022

HSX 自營交易最大前名

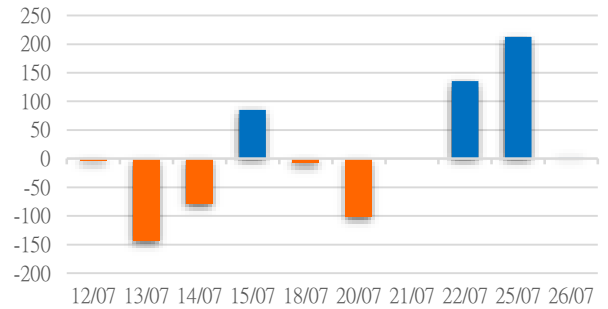
證券代碼	買超金額 (Mil.VND)	證券代碼	賣超金額 (Mil.VND)
VLA	5.04	EID	12,456

HNX 自營交易最大前名

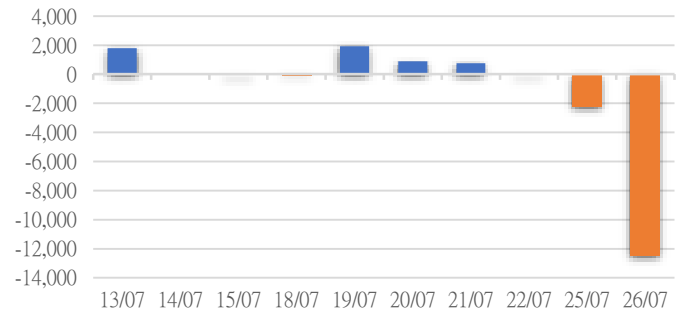
證券代碼	買超金額 (Mil.VND)	證券代碼	賣超金額 (Mil.VND)
VTP	10,210	C4G	57
		VLC	1
		PXS	0

UPCoM 自營交易最大前名

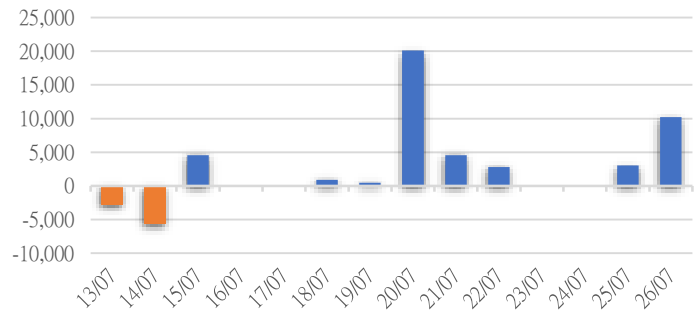
HSX 自營交易每日買/賣超
(Bil.VND)



HNX 自營交易每日買/賣超
(Bil.VND)



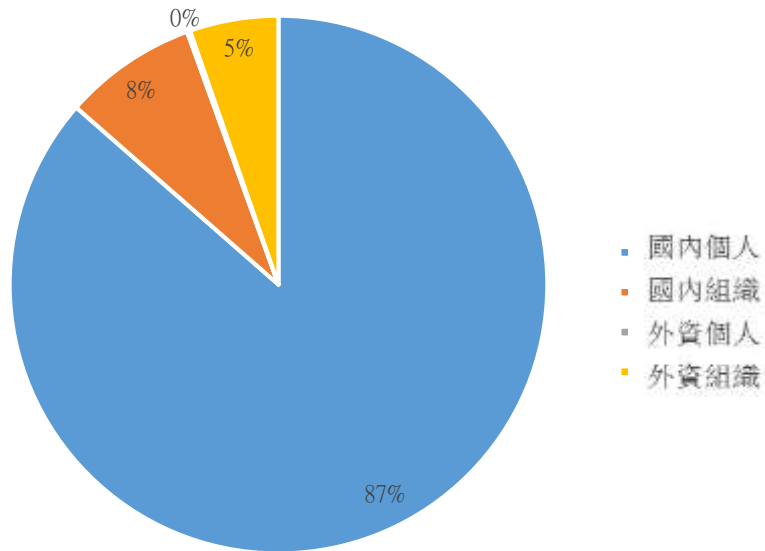
UPCoM 自營交易每日買/賣超
(Bil.VND)





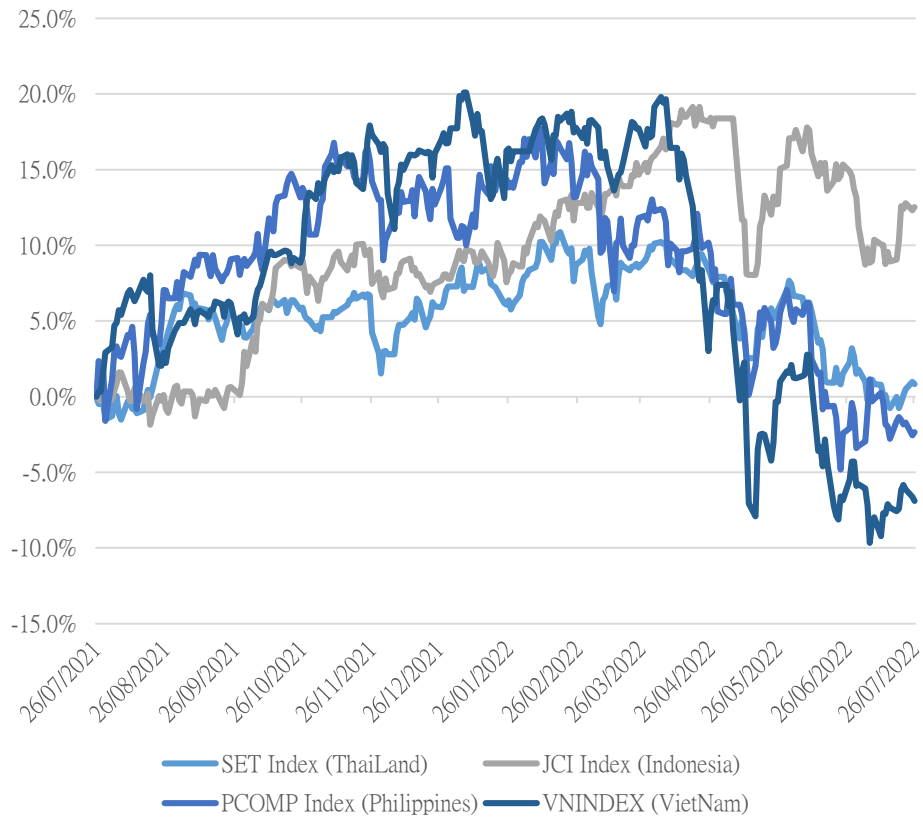
We Create **Fortune**

越南證券市場投資人類別統計



資料源: FiinPro - YSVN

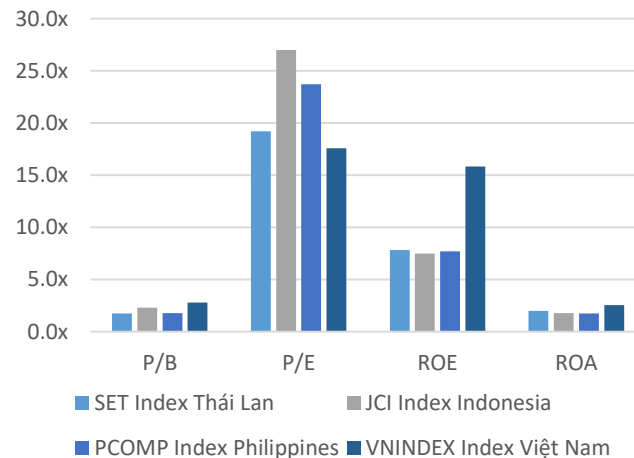
東南亞主要市場走勢比較



東南亞主要市場數據

		Thailand	Indonesia	Philippines	Vietnam
P/B		1.1x	2.1x	1.5x	2.0x
P/E		16.7x	15.60	17.8x	12.6x
ROE	%	9.16	12.97	8.95	15.96
ROA	%	2.32	3.28	2.03	2.61
Vốn hóa	Tỷ USD	510.78	601.14	157.55	202.08
GTGD	Triệu USD	1.14	0.54	0.05	0.37
LS cổ tức	%	2.82	2.61	2.07	1.59

源: Bloomberg & YSVN





We Create Fortune

元大證券（越南）公司

個人客戶分析部

Nguyễn Thế Minh

研究分析經理

+84 28 3622 6868 ext 3826

minh.nguyen@yuanta.com.vn

Lý Thị Hiền

研究分析主管

+84 28 3622 6868 ext 3908

hien.ly@yuanta.com.vn

Quách Đức Khánh

研究分析副主管

+84 28 3622 6868 ext 3833

khanh.quach@yuanta.com.vn

Khổng Hữu Hiệp

高級分析專員

+84 28 3622 6868 ext 3912

hiep.khong@yuanta.com.vn

Nguyễn Trịnh Ngọc Hồng

高級分析專員

+84 28 3622 6868 ext 3832

hong.nguyen@yuanta.com.vn

Phạm Tấn Phát

高級分析專員

+84 28 3622 6868 ext 3880

phat.pham@yuanta.com.vn

個人客戶業務部

Phạm Đắc Thành

北部分行經理

+84 28 3622 6868 ext 3416

thanh.pham@yuanta.com.vn

Võ Thị Thu Thủy

平陽分行經理

+84 28 3622 6868 ext 3505

thuy.vo@yuanta.com.vn

Lương Kỳ Ty

堤岸分行經理

+84 28 3622 6868 ext 3653

ty.luong@yuanta.com.vn

Bùi Quốc Phong

同奈分行經理

+84 28 3622 6868 ext 3701

phong.bui@yuanta.com.vn

Võ Đình Tuấn

峴港分行經理

+84 28 3622 6868 ext 3301

tuan.vo@yuanta.com.vn

Nguyễn Việt Quang

河內分行經理

+84 28 3622 6868 ext 3404

quang.nguyen@yuanta.com.vn

Đinh Thị Thu Cúc

頭頓分行經理

+84 28 3622 6868 ext 3203

cuc.dinh@yuanta.com.vn

Appendix A: Important Disclosures

Analyst Certification

Each research analyst primarily responsible for the content of this research report, in whole or in part, certifies that with respect to each security or issuer that the analyst covered in this report: (1) all of the views expressed accurately reflect his or her personal views about those securities or issuers; and (2) no part of his or her compensation was, is, or will be, directly or indirectly, related to the specific recommendations or views expressed by that research analyst in the research report.

Ratings Definitions

BUY: We have a positive outlook on the stock based on our expected absolute or relative return over the investment period. Our thesis is based on our analysis of the company's outlook, financial performance, catalysts, valuation and risk profile. We recommend investors add to their position.

HOLD-Outperform: In our view, the stock's fundamentals are relatively more attractive than peers at the current price. Our thesis is based on our analysis of the company's outlook, financial performance, catalysts, valuation and risk profile.

HOLD-Underperform: In our view, the stock's fundamentals are relatively less attractive than peers at the current price. Our thesis is based on our analysis of the company's outlook, financial performance, catalysts, valuation and risk profile.

SELL: We have a negative outlook on the stock based on our expected absolute or relative return over the investment period. Our thesis is based on our analysis of the company's outlook, financial performance, catalysts, valuation and risk profile. We recommend investors reduce their position.

Under Review: We actively follow the company, although our estimates, rating and target price are under review.

Restricted: The rating and target price have been suspended temporarily to comply with applicable regulations and/or Yuanta policies.

Note: Yuanta research coverage with a Target Price is based on an investment period of 12 months. Greater China Discovery Series coverage does not have a formal 12 month Target Price and the recommendation is based on an investment period specified by the analyst in the report.

Global Disclaimer

© 2018 Yuanta. All rights reserved. The information in this report has been compiled from sources we believe to be reliable, but we do not hold ourselves responsible for its completeness or accuracy. It is not an offer to sell or solicitation of an offer to buy any securities. All opinions and estimates included in this report constitute our judgment as of this date and are subject to change without notice.

This report provides general information only. Neither the information nor any opinion expressed herein constitutes an offer or invitation to make an offer to buy or sell securities or other investments. This material is prepared for general circulation to clients and is not intended to provide tailored investment advice and does not take into account the individual financial situation and objectives of any specific person who may receive this report. Investors should seek financial advice regarding the appropriateness of investing in any securities, investments or investment strategies discussed or recommended in this report. The information contained in this report has been compiled from sources believed to be reliable but no representation or warranty, express or implied, is made as to its accuracy, completeness or correctness. This report is not (and should not be construed as) a solicitation to act as securities broker or dealer in any jurisdiction by any person or company that is not legally permitted to carry on such business in that jurisdiction.

Yuanta research is distributed in the United States only to Major U.S. Institutional Investors (as defined in Rule 15a-6 under the Securities Exchange Act of 1934, as amended and SEC staff interpretations thereof). All transactions by a US person in the securities mentioned in this report must be effected through a registered broker-dealer under Section 15 of the Securities Exchange Act of 1934, as amended. Yuanta research is distributed in Taiwan by Yuanta Securities Investment Consulting. Yuanta research is distributed in Hong Kong by Yuanta Securities (Hong Kong) Co. Limited, which is licensed in Hong Kong by the Securities and Futures Commission for regulated activities, including Type 4 regulated activity (advising on securities). In Hong Kong, this research report may not be redistributed, retransmitted or disclosed, in whole or in part or and any form or manner, without the express written