


市場走勢

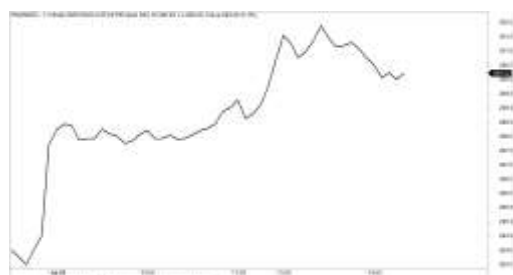
市場指數	VNI	HNI	UPCOM
收盤	1,208.12	289.84	89.50
%日	1.43%	1.87%	0.71%
%週	0.81%	0.61%	0.43%
%月	-0.82%	2.10%	0.55%
%年	-5.40%	-5.36%	5.34%
成交值(Bil.VND)			
當日	15,328	2,162	841
日均量/週	11,109	1,406	743
日均量/月	11,597	1,286	873
外資進出			
買進	1,440.05	8.08	6.61
賣出	764.15	3.55	19.38
買賣超	675.90	4.53	-12.77
市場漲跌家數			
上漲	296	166	210
下跌	66	47	110
持平	58	137	583
市場指標			
P/E	12.53	14.58	15.15
總市值 (兆盾)	4,763	336	1,224
股息殖利率	1.42%	3.90%	4.94%

資料源: Bloomberg - YSVN

VNINDEX



HNIINDEX



市場走勢

美聯儲和美股發表聲明後，市場反應積極。VN-Index 收於 1,208.12 點，上漲 1.43%，HNX-Index 上漲 1.87%，Upcom-Index 上漲 0.71%。3 大市場的交易額達到 16 兆 4,030 億越南盾。

銀行和房地產股繼續保持上漲勢頭，各股輪番領漲。具體而言，STB (+6.1%)、VPB (+2.5%)、CTG (+2.2%)、BID (+2.7%)、TCB (+1.9%) 以及 VRE (+6.8%)、GVR (+3.7%)、KBC (+4.1%)、DXG (+2.7%)、DIG (+6.7%) 等股票領漲。

證券股繼續大幅上漲，而鋼鐵股在整體市場情緒良好的情況下重新復甦。相反，DBC (-6.8%)、HAG (-2.7%)、HNG (-3%) 是當日被強勁拋售的股票。

外資在當日買超超過 6,670 億越南盾。KDC (3,600 億)、STB (940 億)、SSI (590 億) 在買超方面領先。另一方面，HPG (1,080 億)、VHM (130 億)、DRC (130 億) 被拋售最多的股票。

市場短期觀點

我們認為，當 VN-Index 接近 50 日均線時，市場可能會在下個交易日出現調整。同時，市場出現快速結束短期調整階段的跡象，尤其是流動性強勁復甦，現金流擴散至各類股票。此外，短期情緒指標大幅上漲，顯示短期投資者對當前的短期走勢表現較為樂觀的跡象。

大盤的短期走勢從中性調整至上漲。因此，我們建議短期投資者可以考慮買進新股，並逐步增加股票比例。

請在 <https://ysradar.yuanta.com.vn/> 查看有關股票的信號。

We Create Fortune

技術分析圖



指數技術分析圖 VN-Index



指數技術分析圖 HNX-Index

指數	短期趨勢	中期趨勢	阻力區 1	阻力區 2	支撐區 1	支撐區 2
VN-Index	上漲	下跌	1393	1500	1310	1200
HNX-Index	上漲	下跌	470	500	300	180
VN30	上漲	下跌	1550	1570	1445	960
VNMidcaps	上漲	下跌	1,730	1800	1650	963
VNSmallcaps	上漲	下跌	1430	1450	1400	804

We Create Fortune

胡志明市交易所 (HSX)

	收盤	漲跌%
VNI	1208.12	1.43%
VN30	1236.14	1.37%
VN Mid	1646.71	1.53%
VN Small	1477.34	1.57%

河內交易所 (HSX)

	收盤	漲跌%
HNI	289.84	1.87%
HN30	525.85	2.93%
VNX AllSh	1212.26	1.43%

UPCOM 市場 (UPCoM)

	收盤	漲跌%
UPCoM	89.5	0.71%

外資交易	成交值 (BiL.VND)
買進	1440.05
賣出	764.15
買超/賣超	675.9

外資交易	成交值 (BiL.VND)
買進	8.08
賣出	3.55
買超/賣超	4.53

外資交易	成交值 (BiL.VND)
買進	6.61
賣出	19.38
買超/賣超	-12.77

上漲排名/ 股碼	漲跌(VND)	漲跌%
VPH	640	6.98%
ABS	800	6.90%
NTL	1800	6.84%
VRE	1800	6.84%
KSB	1750	6.84%

上漲排名/ 股碼	漲跌(VND)	漲跌%
PLC	1700	6.56%
L14	5800	5.72%
SHS	700	5.69%
IDJ	800	5.63%
IDC	3300	5.59%

上漲排名/ 股碼	漲跌(VND)	漲跌%
SIP	8566	7.37%
ABB	609	5.69%
G36	448	4.87%
PPH	1405	4.86%
CSI	3955	4.85%

下跌排名/ 股碼	漲跌(VND)	漲跌%
DBC	-1800	-6.82%
SKG	-500	-2.72%
HAG	-300	-2.65%
VDP	-950	-2.53%
HNG	-150	-2.26%

下跌排名/ 股碼	漲跌(VND)	漲跌%
SJE	-3600	-9.94%
HTP	-500	-1.35%
PVI	-600	-1.28%
AMV	0	0.00%
DNP	0	0.00%

下跌排名/ 股碼	漲跌(VND)	漲跌%
DGT	-334	-2.06%
APF	-800	-1.22%
DSD	0	0.00%
QNS	75	0.17%
ACG	192	0.29%

*備註: 市值>5,000 億盾; 成交值>15 億盾

市值排名/ 股碼	BiL.VND
VCB	354,939
VHM	255,166
VIC	253,627
GAS	200,391
BID	179,831

市值排名/ 股碼	BiL.VND
KSF	25,140
THD	19,495
IDC	19,470
NVB	16,036
BAB	13,584

市值排名/ 股碼	BiL.VND
ACV	187,544
BSR	75,268
MCH	67,783
VEA	58,208
MVN	30,866

交易量排名/ 股碼	成交值	30 日均
STB	42,103,200	15,837,600
HAG	29,089,900	20,160,900
HPG	23,510,500	19,112,014
VPB	21,016,300	8,366,655
POW	20,051,800	10,930,650

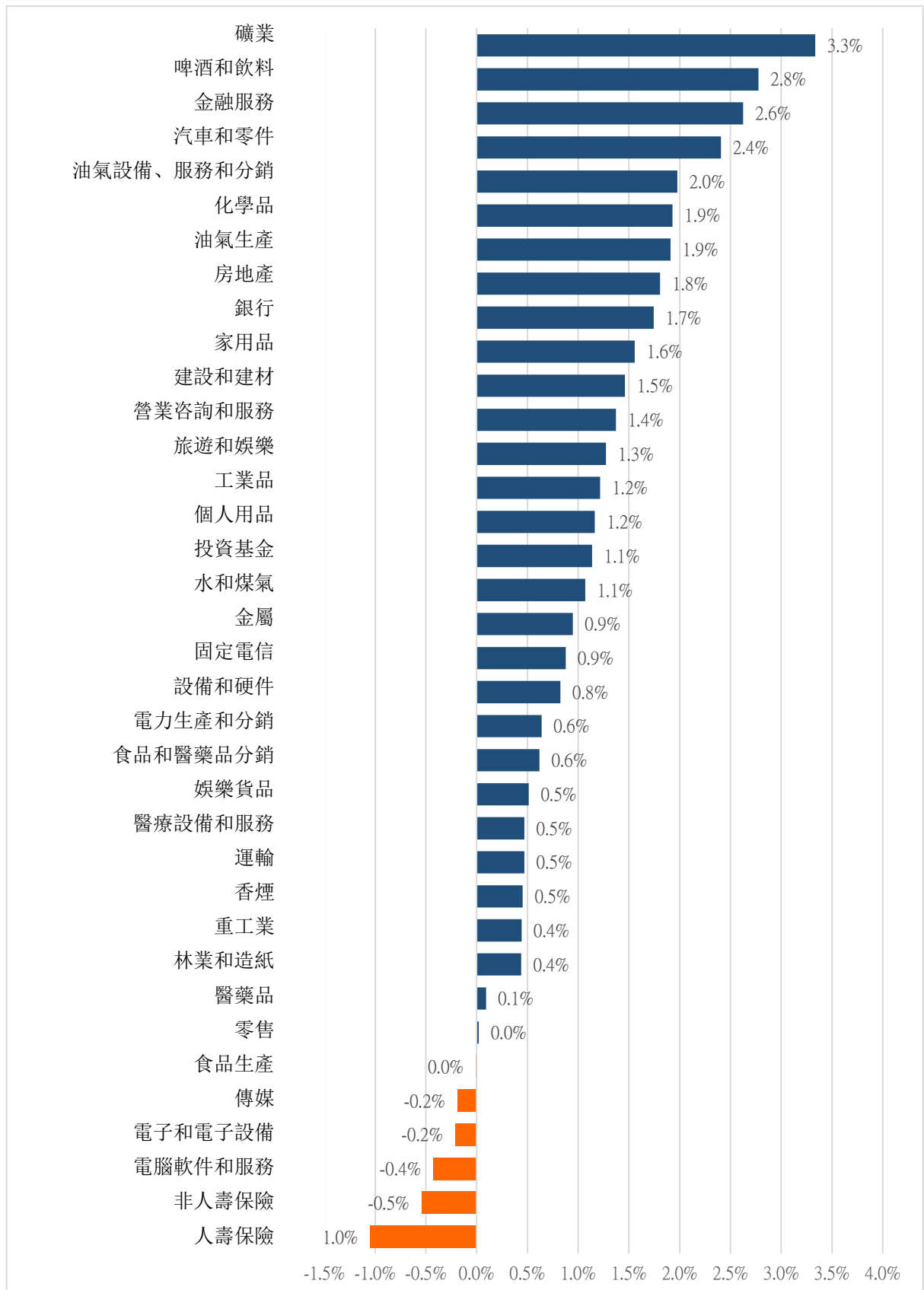
交易量排名/ 股碼	成交值	30 日均
SHS	17,226,263	9,688,632
CEO	10,065,545	5,429,939
HUT	8,810,027	3,355,498
PVS	4,856,330	6,482,812
IDC	4,697,017	1,849,660

交易量排 名/股碼	成交值	30 日均
BSR	9,982,820	11,836,371
ABB	4,524,873	1,497,299
AAS	3,540,102	67,575
C4G	2,034,272	1,503,525
PAS	1,588,620	1,374,922

資料源: Bloomberg & Yuanta Research

We Create Fortune

各行業板塊的交易走勢



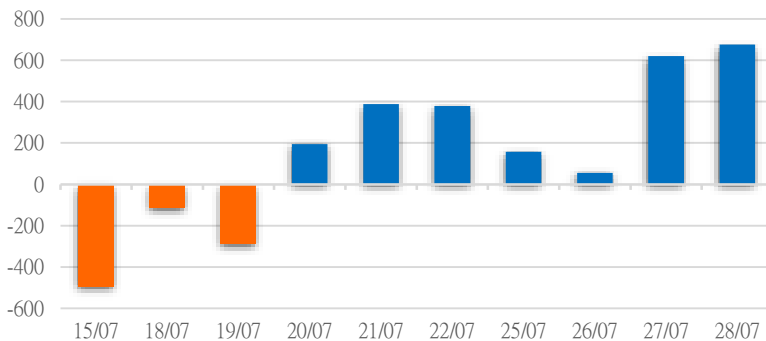
資料源: FiinPro - YSVN



We Create Fortune

外資買進賣統計

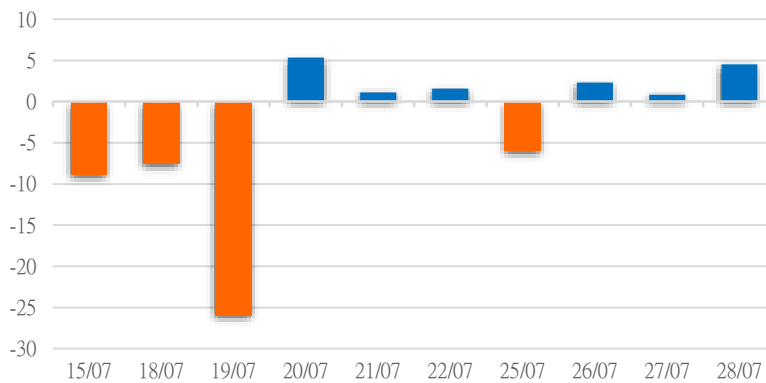
HSX 外資每日買/賣超



證券代碼	買超金額 (Mil.VND)	證券代碼	賣超金額 (Mil.VND)
KDC	359,939	HPG	107,960
STB	93,809	VHM	13,229
SSI	59,397	DRC	13,181
KBC	55,272	SAB	13,031
VRE	33,891	IJC	9,268

HSX 外資買/賣超的前 5 名

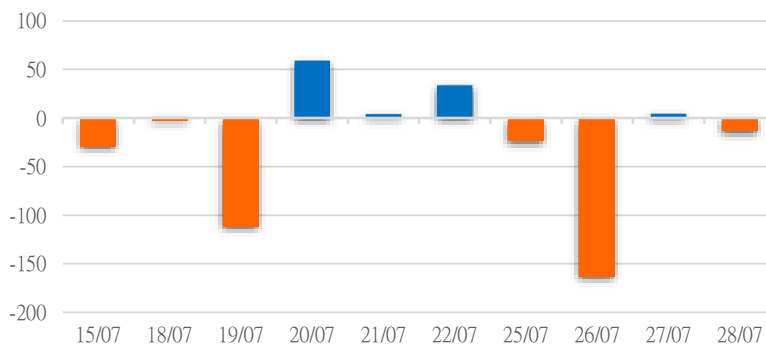
HNX 外資每日買/賣超



證券代碼	買超金額 (Mil.VND)	證券代碼	賣超金額 (Mil.VND)
IDC	2,980	PVS	2,374
SHS	2,670	DP3	162
PVI	297	NVB	87
EID	192	VNR	64
ONE	188	MBG	31

HNX 外資買/賣超的前 5 名

UPCOM 外資每日買/賣超



證券代碼	買超金額 (Mil.VND)	證券代碼	賣超金額 (Mil.VND)
LTG	1,583	BSR	7,023
MPC	600	QNS	2,215
ACV	413	VEA	1,719
AAS	399	CSI	388
FOC	353	TBD	202

UPCOM 外資買/賣超的前 5 名

源: FiinPro - YSVN

We Create Fortune

自營統計

證券代碼	買超金額 (Mil.VND)	證券代碼	賣超金額 (Mil.VND)
DXG	60,854	E1VFN30	27,599
MSN	28,906	SZC	16,671
NLG	27,242	VHM	8,485
KBC	19,144	VIC	5,288
GAS	10,854	FUEVFN30	5,022

HSX 自營交易最大前名

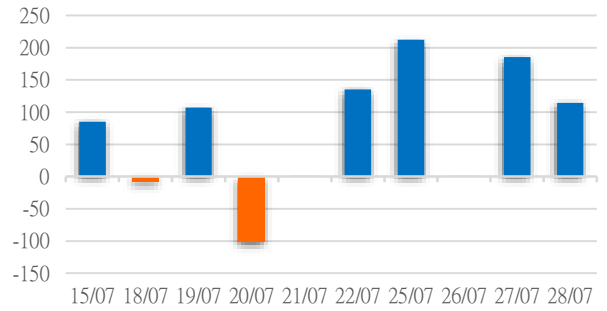
證券代碼	買超金額 (Mil.VND)	證券代碼	賣超金額 (Mil.VND)
TDT	0.70	IDC	12,585
VNF	0.17	PLC	3,334
AMV	0.11	SDN	2.7
		MBS	1.6
		DL1	0.5

HNX 自營交易最大前名

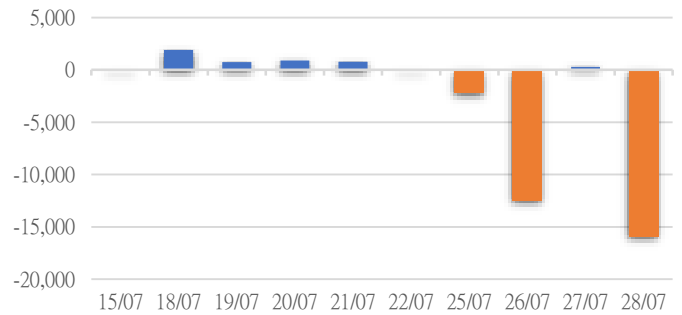
證券代碼	買超金額 (Mil.VND)	證券代碼	賣超金額 (Mil.VND)
HTE	0	VGI	1,997
LSG	0	QTP	0.8
		VAB	0.2
		PXS	0.1

UPCoM 自營交易最大前名

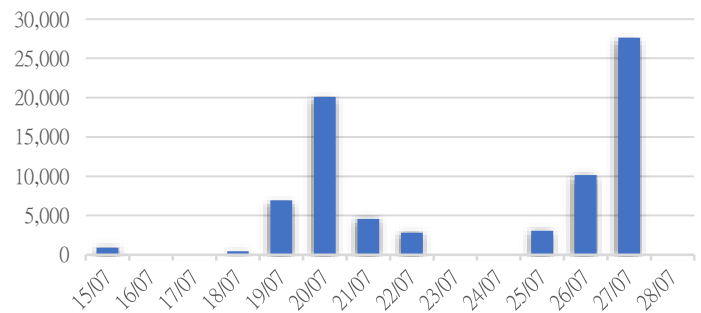
HSX 自營交易每日買/賣超 (Bil.VND)



HNX 自營交易每日買/賣超 (Mil.VND)



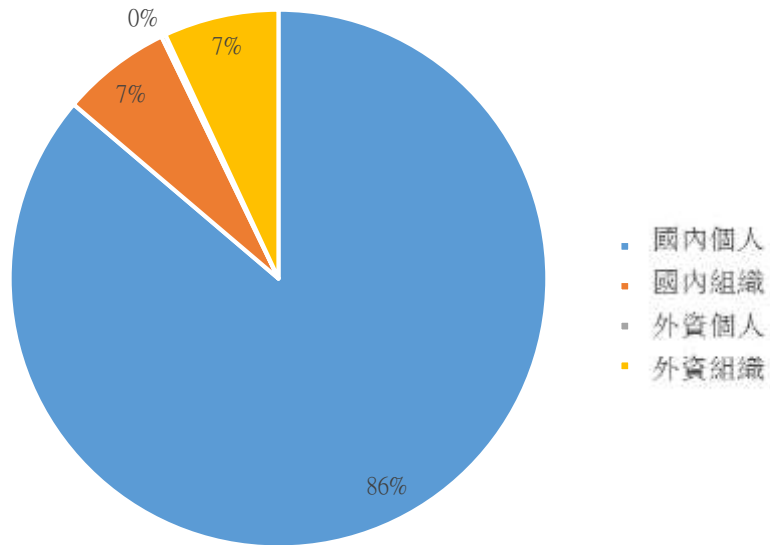
UPCoM 自營交易每日買/賣超 (Mil.VND)





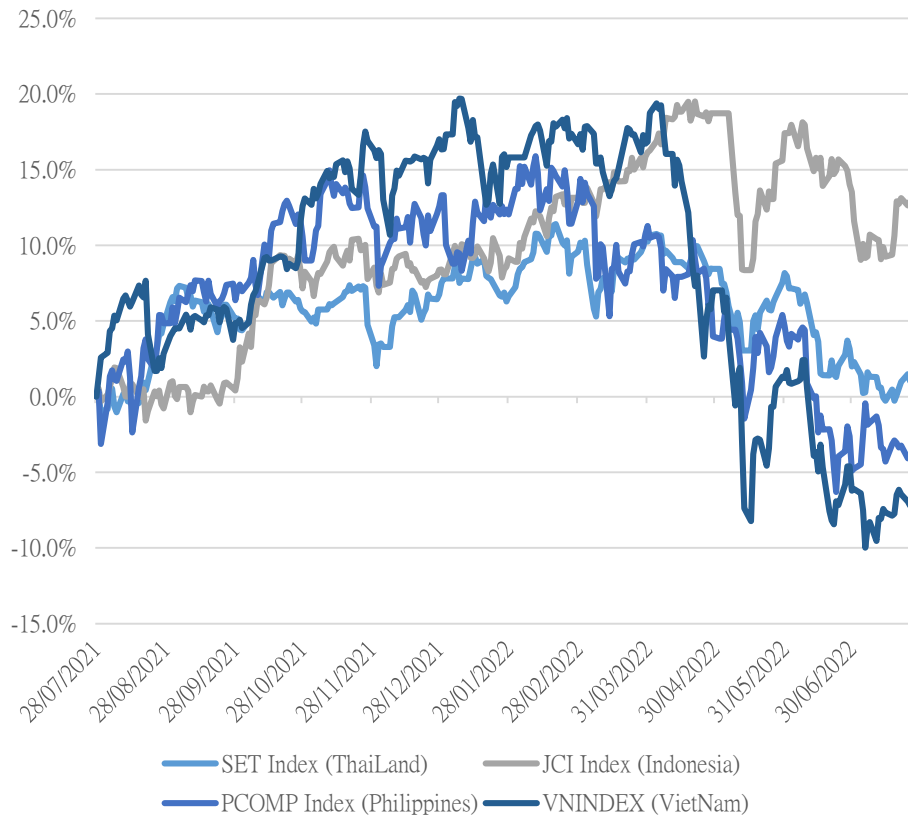
We Create **Fortune**

越南證券市場投資人類別統計



資料源: FiinPro - YSVN

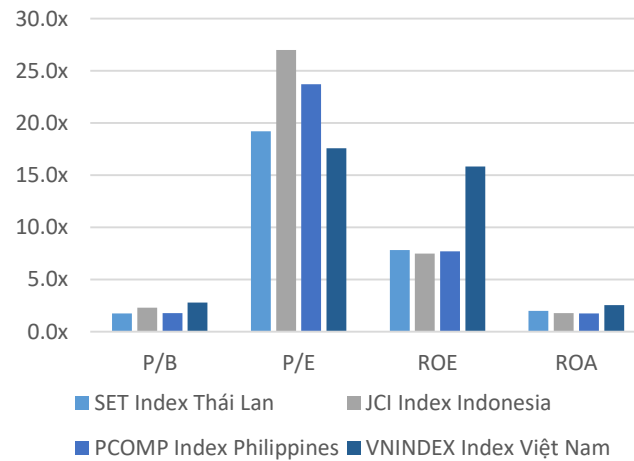
東南亞主要市場走勢比較



東南亞主要市場數據

		Thailand	Indonesia	Philippines	Vietnam
P/B		1.2x	2.1x	1.6x	2.0x
P/E		17.0x	15.48	18.3x	12.7x
ROE	%	9.11	13.33	8.96	16.02
ROA	%	2.31	3.36	2.03	2.62
Vốn hóa	Tỷ USD	513.92	606.40	156.72	202.54
GTGD	Triệu USD	1.47	0.77	0.05	0.34
LS cổ tức	%	2.79	2.58	2.02	1.57

源: Bloomberg & YSVN





We Create Fortune

元大證券（越南）公司

個人客戶分析部

Nguyễn Thế Minh
研究分析經理
+84 28 3622 6868 ext 3826
minh.nguyen@yuanta.com.vn

Lý Thị Hiền
研究分析主管
+84 28 3622 6868 ext 3908
hien.ly@yuanta.com.vn

Quách Đức Khánh
研究分析副主管
+84 28 3622 6868 ext 3833
khanh.quach@yuanta.com.vn

Khổng Hữu Hiệp
高級分析專員
+84 28 3622 6868 ext 3912
hiep.khong@yuanta.com.vn

Nguyễn Trịnh Ngọc Hồng
高級分析專員
+84 28 3622 6868 ext 3832
hong.nguyen@yuanta.com.vn

Phạm Tấn Phát
高級分析專員
+84 28 3622 6868 ext 3880
phat.pham@yuanta.com.vn

個人客戶業務部

Phạm Đắc Thành
北部分行經理
+84 28 3622 6868 ext 3416
thanh.pham@yuanta.com.vn

Võ Thị Thu Thủy
平陽分行經理
+84 28 3622 6868 ext 3505
thuy.vo@yuanta.com.vn

Lương Kỳ Ty
堤岸分行經理
+84 28 3622 6868 ext 3653
ty.luong@yuanta.com.vn

Bùi Quốc Phong
同奈分行經理
+84 28 3622 6868 ext 3701
phong.bui@yuanta.com.vn

Võ Đình Tuấn
峴港分行經理
+84 28 3622 6868 ext 3301
tuan.vo@yuanta.com.vn

Nguyễn Việt Quang
河內分行經理
+84 28 3622 6868 ext 3404
quang.nguyen@yuanta.com.vn

Đinh Thị Thu Cúc
頭頓分行經理
+84 28 3622 6868 ext 3203
cuc.dinh@yuanta.com.vn

Appendix A: Important Disclosures

Analyst Certification

Each research analyst primarily responsible for the content of this research report, in whole or in part, certifies that with respect to each security or issuer that the analyst covered in this report: (1) all of the views expressed accurately reflect his or her personal views about those securities or issuers; and (2) no part of his or her compensation was, is, or will be, directly or indirectly, related to the specific recommendations or views expressed by that research analyst in the research report.

Ratings Definitions

BUY: We have a positive outlook on the stock based on our expected absolute or relative return over the investment period. Our thesis is based on our analysis of the company's outlook, financial performance, catalysts, valuation and risk profile. We recommend investors add to their position.

HOLD-Outperform: In our view, the stock's fundamentals are relatively more attractive than peers at the current price. Our thesis is based on our analysis of the company's outlook, financial performance, catalysts, valuation and risk profile.

HOLD-Underperform: In our view, the stock's fundamentals are relatively less attractive than peers at the current price. Our thesis is based on our analysis of the company's outlook, financial performance, catalysts, valuation and risk profile.

SELL: We have a negative outlook on the stock based on our expected absolute or relative return over the investment period. Our thesis is based on our analysis of the company's outlook, financial performance, catalysts, valuation and risk profile. We recommend investors reduce their position.

Under Review: We actively follow the company, although our estimates, rating and target price are under review.

Restricted: The rating and target price have been suspended temporarily to comply with applicable regulations and/or Yuanta policies.

Note: Yuanta research coverage with a Target Price is based on an investment period of 12 months. Greater China Discovery Series coverage does not have a formal 12 month Target Price and the recommendation is based on an investment period specified by the analyst in the report.

Global Disclaimer

© 2018 Yuanta. All rights reserved. The information in this report has been compiled from sources we believe to be reliable, but we do not hold ourselves responsible for its completeness or accuracy. It is not an offer to sell or solicitation of an offer to buy any securities. All opinions and estimates included in this report constitute our judgment as of this date and are subject to change without notice.

This report provides general information only. Neither the information nor any opinion expressed herein constitutes an offer or invitation to make an offer to buy or sell securities or other investments. This material is prepared for general circulation to clients and is not intended to provide tailored investment advice and does not take into account the individual financial situation and objectives of any specific person who may receive this report. Investors should seek financial advice regarding the appropriateness of investing in any securities, investments or investment strategies discussed or recommended in this report. The information contained in this report has been compiled from sources believed to be reliable but no representation or warranty, express or implied, is made as to its accuracy, completeness or correctness. This report is not (and should not be construed as) a solicitation to act as securities broker or dealer in any jurisdiction by any person or company that is not legally permitted to carry on such business in that jurisdiction.

Yuanta research is distributed in the United States only to Major U.S. Institutional Investors (as defined in Rule 15a-6 under the Securities Exchange Act of 1934, as amended and SEC staff interpretations thereof). All transactions by a US person in the securities mentioned in this report must be effected through a registered broker-dealer under Section 15 of the Securities Exchange Act of 1934, as amended. Yuanta research is distributed in Taiwan by Yuanta Securities Investment Consulting. Yuanta research is distributed in Hong Kong by Yuanta Securities (Hong Kong) Co. Limited, which is licensed in Hong Kong by the Securities and Futures Commission for regulated activities, including Type 4 regulated activity (advising on securities). In Hong Kong, this research report may not be redistributed, retransmitted or disclosed, in whole or in part or and any form or manner, without the express written