



個股焦點

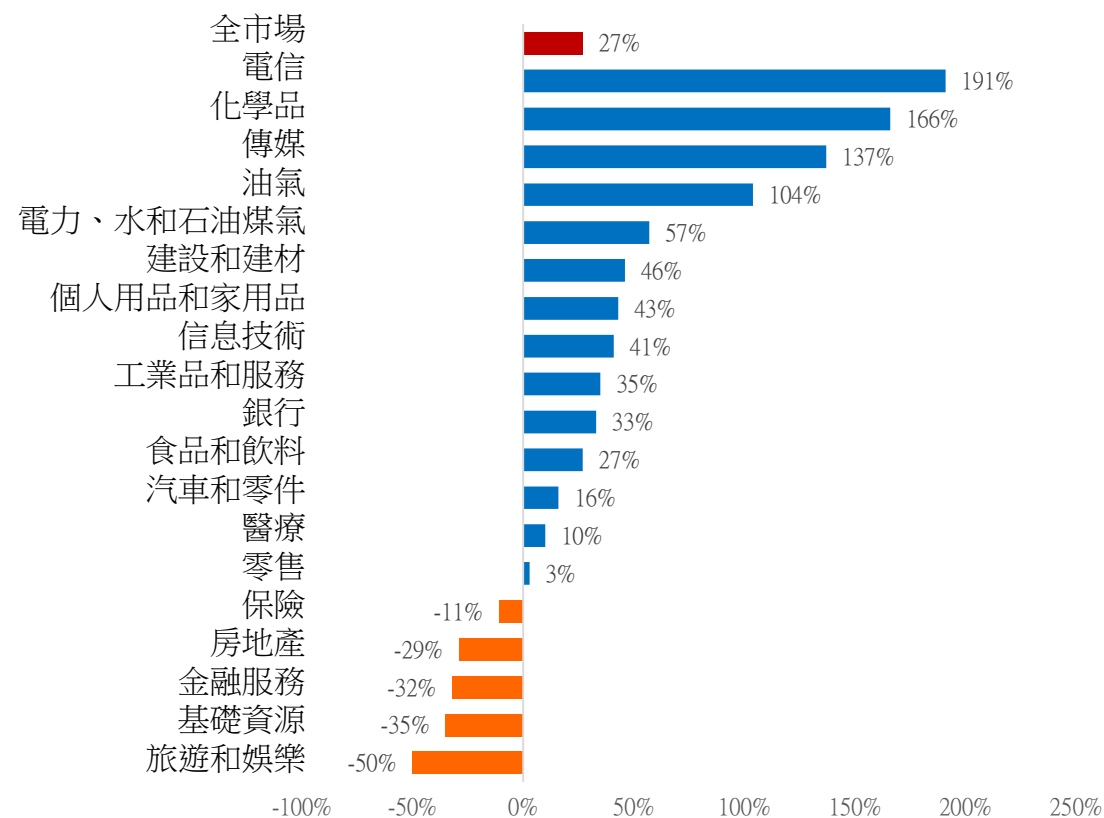
2022 年 6 個月業務業績
總結



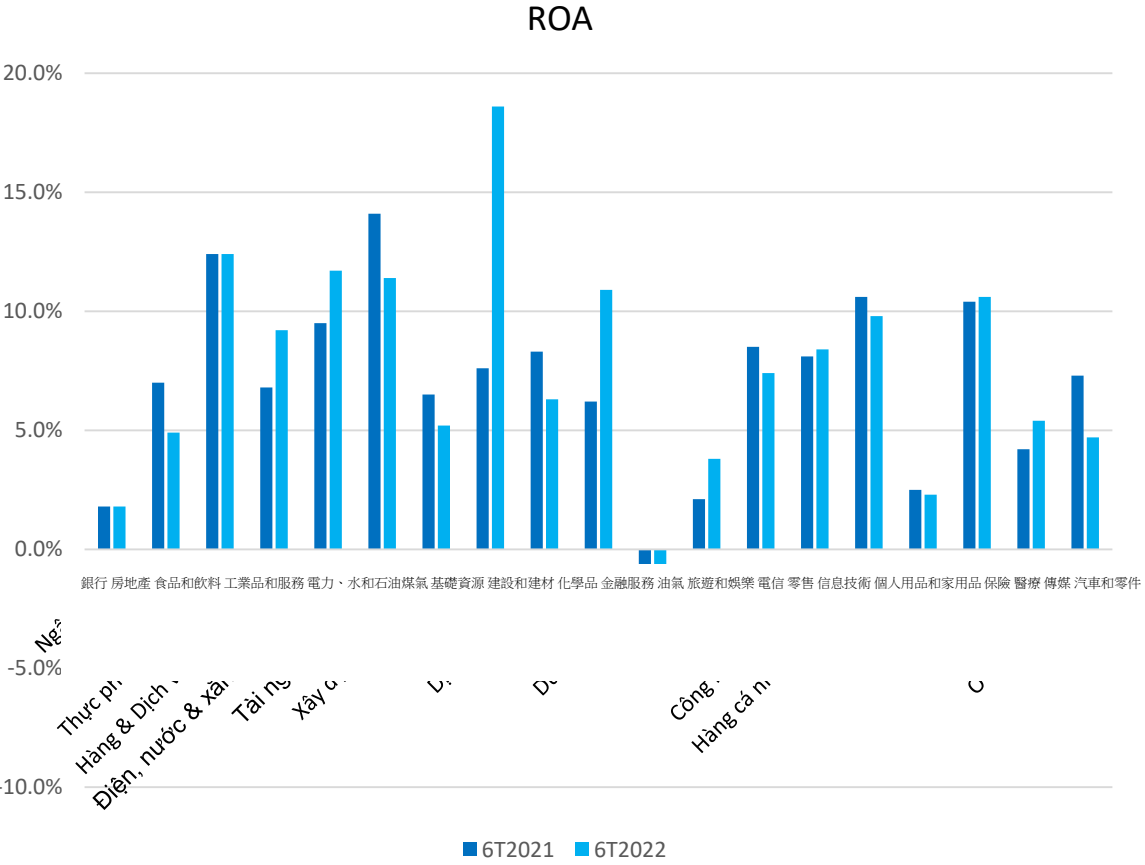
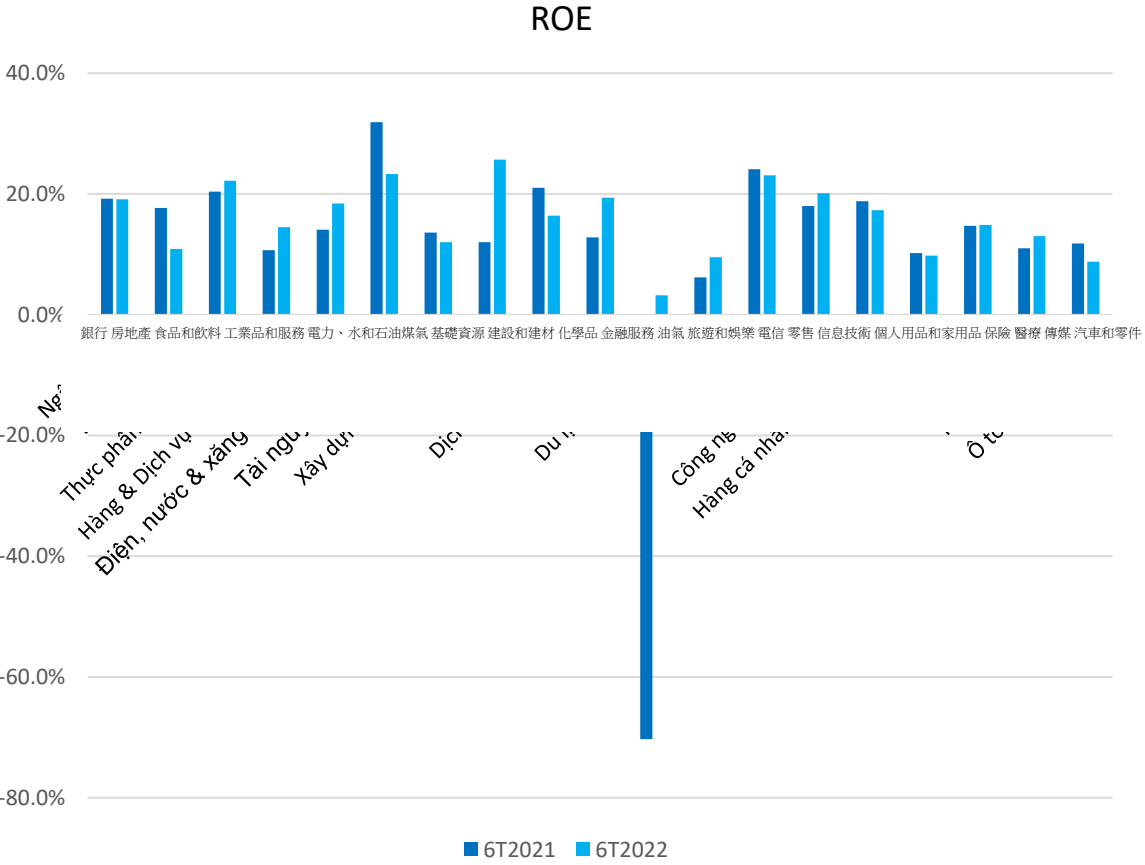
市場在 2022 年前 6 個月達到 27% 的平均增長率

按行業分列的 2022 年第二季度利潤統計											
行業	營業編號	營業編號 發佈 財務報 表	Vốn hóa 億越南盾	淨利潤			% YoY	ROE		ROA	
				6T2021	6T2022			6T2021	6T2022	6T2021	6T2022
				億越南盾	億越南盾	億越南盾		%	%	%	%
銀行	27	27	1,668,569	79,314	105,706	33.3%	19.2%	19.1%	1.8%	1.8%	
房地產	131	106	1,292,781	31,796	22,452	-29.4%	17.7%	10.9%	7.0%	4.9%	
食品和飲料	158	108	732,880	15,188	19,339	27.3%	20.4%	22.2%	12.4%	12.4%	
工業品和服務	282	159	498,740	13,604	18,428	35.5%	10.7%	14.5%	6.8%	9.2%	
電力、水和石油煤氣	150	114	489,686	12,815	20,123	57.0%	14.1%	18.4%	9.5%	11.7%	
基礎資源	122	82	259,495	26,176	16,927	-35.3%	31.9%	23.3%	14.1%	11.4%	
建設和建材	353	206	278,863	7,089	10,330	45.7%	13.6%	12.0%	6.5%	5.2%	
化學品	74	59	234,432	6,027	16,061	166.5%	12.0%	25.7%	7.6%	18.6%	
金融服務	54	40	218,053	8,138	5,543	-31.9%	21.0%	16.4%	8.3%	6.3%	
油氣	12	9	172,603	6,594	13,472	104.3%	12.8%	19.4%	6.2%	10.9%	
旅遊和娛樂	54	32	131,817	-8,536	-4,250	-50.2%	-70.3%	3.2%	-5.1%	-1.7%	
電信	8	5	124,600	1,276	3,719	191.5%	6.2%	9.5%	2.1%	3.8%	
零售	39	23	133,943	3,156	3,261	3.3%	24.1%	23.1%	8.5%	7.4%	
信息技術	30	21	113,218	2,589	3,663	41.5%	18.0%	20.1%	8.1%	8.4%	
個人用品和家用品	81	50	90,037	3,520	5,021	42.6%	18.8%	17.3%	10.6%	9.8%	
保險	13	12	80,295	2,496	2,224	-10.9%	10.2%	9.8%	2.5%	2.3%	
醫療	60	37	52,555	1,394	1,532	9.9%	14.7%	14.9%	10.4%	10.6%	
傳媒	42	29	34,242	197	466	136.6%	11.0%	13.0%	4.2%	5.4%	
汽車和零件	15	12	23,551	931	1,076	15.6%	11.8%	8.8%	7.3%	4.7%	
全市場	1,705	1,131	6,630,360	213,764	265,093	27.3%	15.7%	16.9%	6.5%	6.9%	

淨利潤增長 (%YoY)

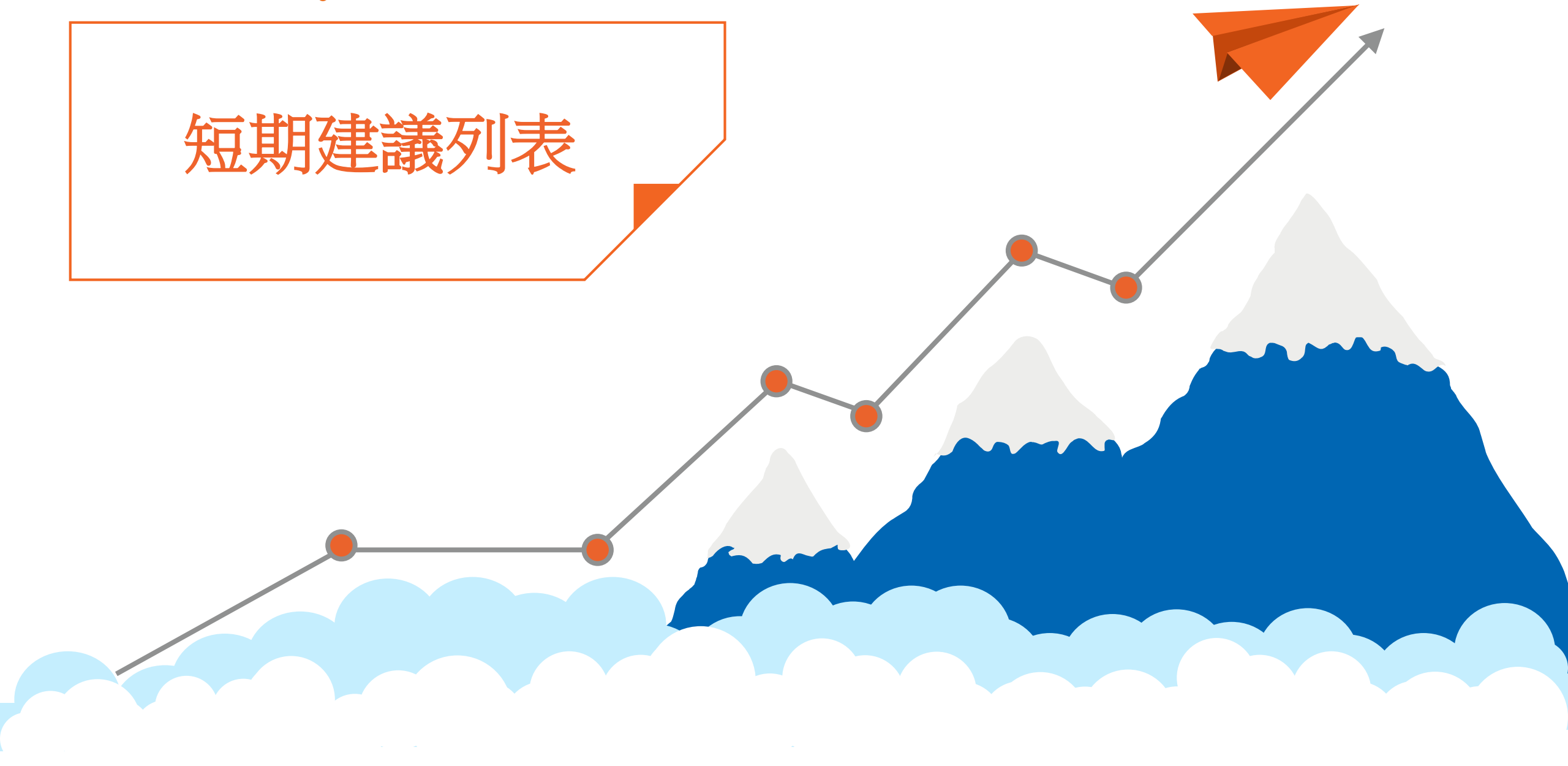


化工股實現市場最佳資本效率





短期建議列表



短期建議列表

股碼	股價	短期趨勢	中期趨勢	建議買進日期	T+交易	短期買進價格	Stop loss	報酬%	建議
TVD	16.20	上漲	中性	15/07/2022	T+21	16.20	15.36	0.00%	持有
QTP	16.20	上漲	下跌	18/07/2022	T+20	16.00	15.84	1.25%	持有
VGC	66.30	上漲	上漲	20/07/2022	T+18	54.10	58.35	22.55%	持有
NT2	25.80	上漲	上漲	20/07/2022	T+18	25.45	24.86	1.38%	持有
ACB	24.80	上漲	下跌	22/07/2022	T+16	24.65	24.21	0.61%	持有
DGW	65.50	上漲	下跌	22/07/2022	T+16	62.50	59.33	4.80%	持有
KDC	68.00	上漲	上漲	25/07/2022	T+15	64.20	66.24	5.92%	持有
GAS	114.40	上漲	下跌	25/07/2022	T+15	107.80	107.45	6.12%	持有
PHR	68.60	上漲	下跌	29/07/2022	T+11	67.60	65.97	1.48%	持有
GMD	51.80	上漲	下跌	02/08/2022	T+9	52.50	49.44	-1.33%	持有
VCB	81.60	上漲	中性	02/08/2022	T+9	77.00	78.89	5.97%	持有
HAH	67.70	上漲	中性	04/08/2022	T+7	69.70	65.20	-2.87%	持有
DCM	32.40	上漲	中性	04/08/2022	T+7	32.40	30.72	0.00%	持有
REE	80.60	上漲	中性	09/08/2022	T+4	82.00	76.01	-1.71%	持有
TNG	27.80	上漲	中性	09/08/2022	T+4	28.90	26.67	-3.81%	持有

聯繫

個人客戶分析部

Nguyễn Thế Minh

研究分析經理

+84 28 3622 6868 ext 3826

minh.nguyen@yuanta.com.vn

Quách Đức Khánh

高級分析專員

+84 28 3622 6868 ext 3833

khanh.quach@yuanta.com.vn

Phạm Tấn Phát

高級分析專員

+84 28 3622 6868 ext 3880

phat.pham@yuanta.com.vn

Lý Thị Hiền

研究分析主管

+84 28 3622 6868 ext 3908

hien.ly@yuanta.com.vn

Khổng Hữu Hiệp

高級分析專員

+84 28 3622 6868 ext 3912

hiep.khong@yuanta.com.vn

Nguyễn Trịnh Ngọc Hồng

高級分析專員

+84 28 3622 6868 ext 3832

hong.nguyen@yuanta.com.vn

Global Disclaimer

© 2020 Yuanta. All rights reserved. The information in this report has been compiled from sources we believe to be reliable, but we do not hold ourselves responsible for its completeness or accuracy. It is not an offer to sell or solicitation of an offer to buy any securities. All opinions and estimates included in this report constitute our judgment as of this date and are subject to change without notice.

This report provides general information only. Neither the information nor any opinion expressed herein constitutes an offer or invitation to make an offer to buy or sell securities or other investments. This material is prepared for general circulation to clients and is not intended to provide tailored investment advice and does not take into account the individual financial situation and objectives of any specific person who may receive this report. Investors should seek financial advice regarding the appropriateness of investing in any securities, investments or investment strategies discussed or recommended in this report. The information contained in this report has been compiled from sources believed to be reliable but no representation or warranty, express or implied, is made as to its accuracy, completeness or correctness. This report is not (and should not be construed as) a solicitation to act as securities broker or dealer in any jurisdiction by any person or company that is not legally permitted to carry on such business in that jurisdiction.

Yuanta research is distributed in the United States only to Major U.S. Institutional Investors (as defined in Rule 15a-6 under the Securities Exchange Act of 1934, as amended and SEC staff interpretations thereof). All transactions by a US person in the securities mentioned in this report 買進 be effected through a registered broker-dealer under Section 15 of the Securities Exchange Act of 1934, as amended. Yuanta research is distributed in Taiwan by Yuanta Securities Investment Consulting. Yuanta research is distributed in Hong Kong by Yuanta Securities (Hong Kong) Co. Limited, which is licensed in Hong Kong by the Securities and Futures Commission for regulated activities, including Type 4 regulated activity (advising on securities). In Hong Kong, this research report may not be redistributed, retransmitted or disclosed, in whole or in part or and any form or manner, without the express written consent of Yuanta Securities (Hong Kong) Co. Limited.