



Yuanta
Securities Vietnam



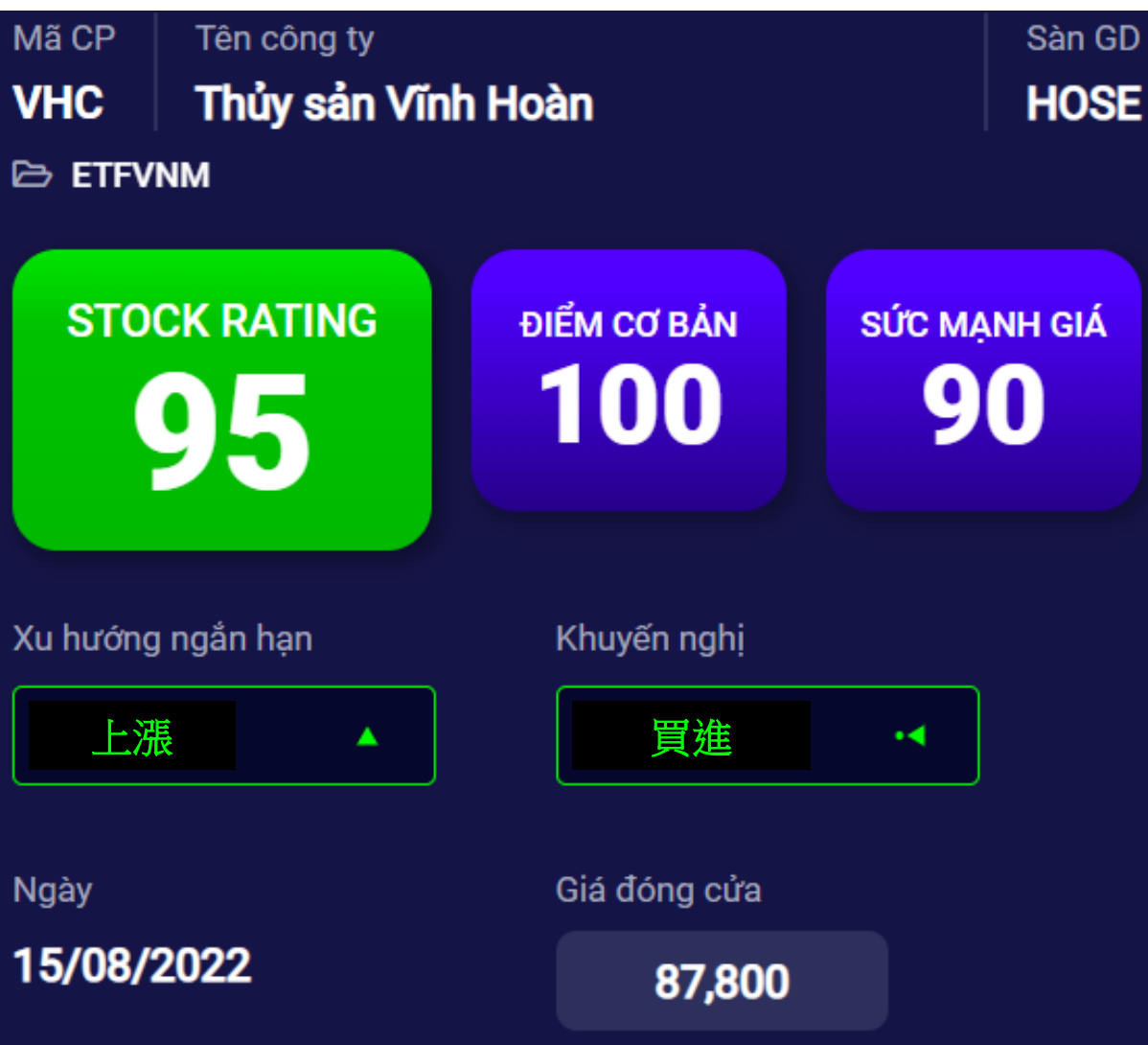
YS Radar

個股焦點

VHC, FPT



VHC - 進入上漲第 3 波的階段



短期阻力關卡:	88.20
短期支撐關卡:	81.47
短期趨勢 (5-10 天):	上漲
中期阻力關卡:	103.63
中期支撐關卡:	74.50
中期趨勢 (1-3 月):	中性

VHC - 進入上漲第 3 波的階段

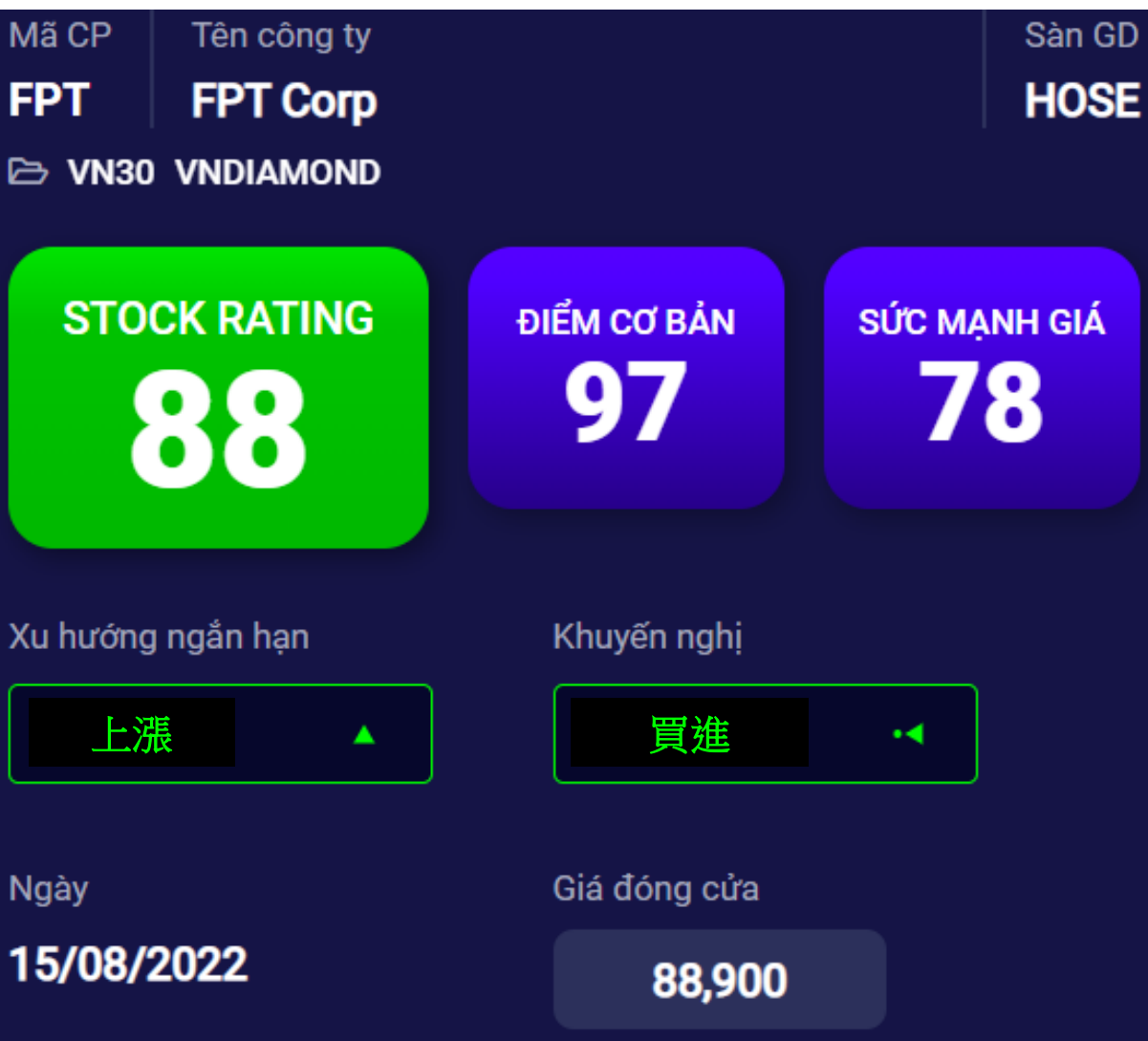
- VHC 的股票評級為 95 點，因此我們維持該股票的積極增長評級。
- VHC 的價格走勢圖收漲 0.9%，成交量仍低於 20 日均線，顯示價格走勢圖在逼近 50 日均線時可能出現調整。同時，VHC 的價格走勢圖出現進入積極劇烈波動期的跡象，因此價格走勢圖可能很快突破 50 日均線。此外，VHC 的短期走勢也調整至上漲。
- 從價格模式來看，VHC 的價格走勢圖進入上漲第 3 波的階段，兩個目標分別為 91.05 和 100。
- 我們建議短期投資者可以考慮以當前價格的低比例買進，並在未來幾個交易日的 VN-Index 突破 1260-1285 點的阻力位時增加比例。

股票代碼	VHC
建議價格	87.80
目前價格	87.80
短期趨勢	上漲
中期趨勢	中性
短期目標	100.18
與目前價格相比的短期上漲空間	14.10%
短期停損	81.47
Reward/ Risk	2.33
預期持有 (盤)	17
最佳分配比例	9.21%
建議	買進

VHC - 進入上漲第 3 波的階段



FPT - 預計突破 2022 年的稅前利潤計劃



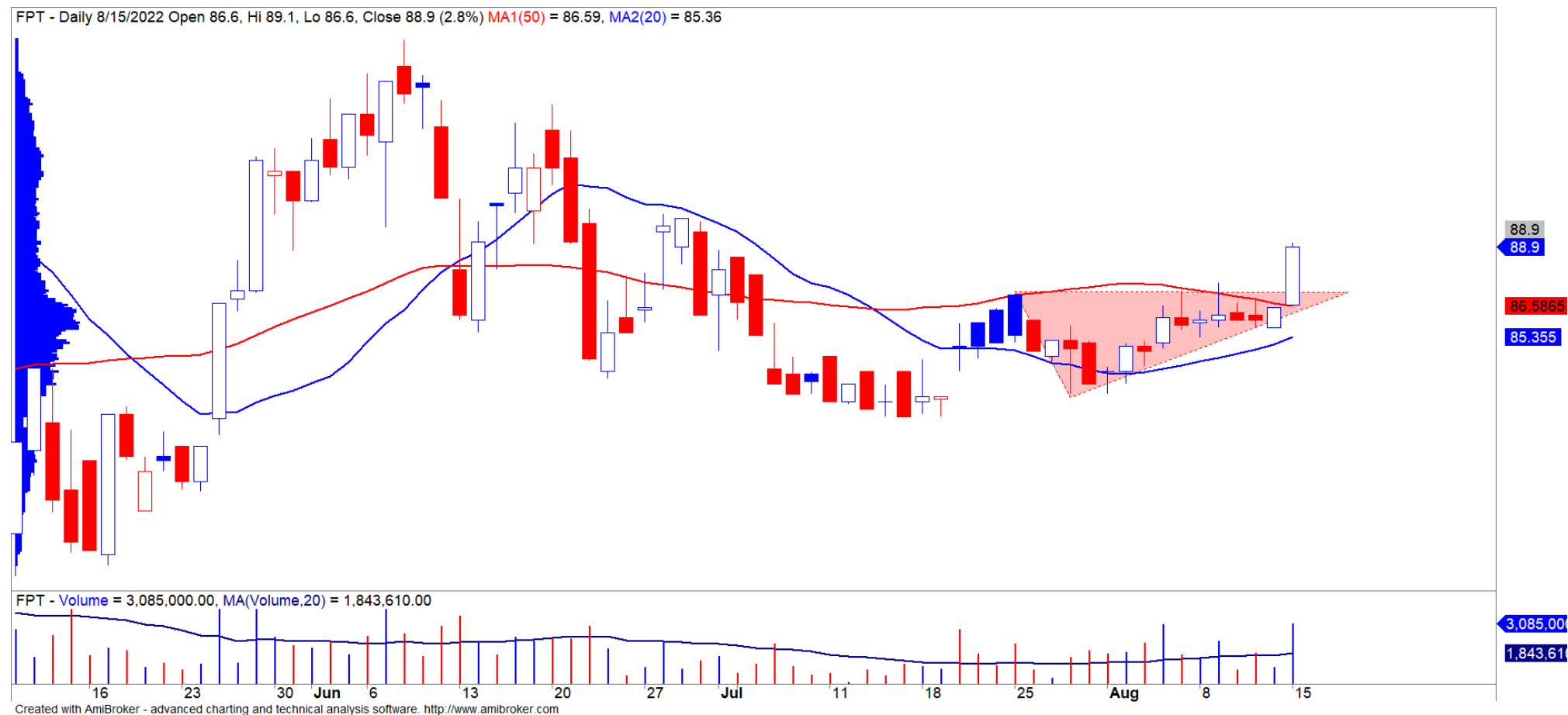
短期阻力關卡:	93.50
短期支撐關卡:	84.65
短期趨勢 (5-10 天):	上漲
中期阻力關卡:	97.07
中期支撐關卡:	80.00
中期趨勢 (1-3 月):	中性

FPT – 預計突破 2022 年的稅前利潤計劃

- FPT 的股票評級為 88 點，因此我們維持該股票的積極增長評級。
- 在 2022 年第二季度末，FPT 的收入和稅後利潤分別同比增長 17% 和 25%。因此，在 2022 年前 6 個月，FPT 已完成 47% 的收入目標和 41% 的稅後利潤目標。在與投資者會面時，FPT 管理層表示仍可能超過預先設定的稅前利潤目標。
- FPT 的價格走勢圖收盤上漲 2.8%，成交量強勁增加至 20 日均線以上。同時，價格走勢圖出現進入積極劇烈波動期的跡象，顯示價格走勢圖已突破三角形格局，並延續中期上漲趨勢。
- FPT 的短期走勢也調整至上漲。因此，我們建議短期投資者可以考慮以 5% 的低比例買進，若價格強度在 80 點以上，則逐步增加股票比例。

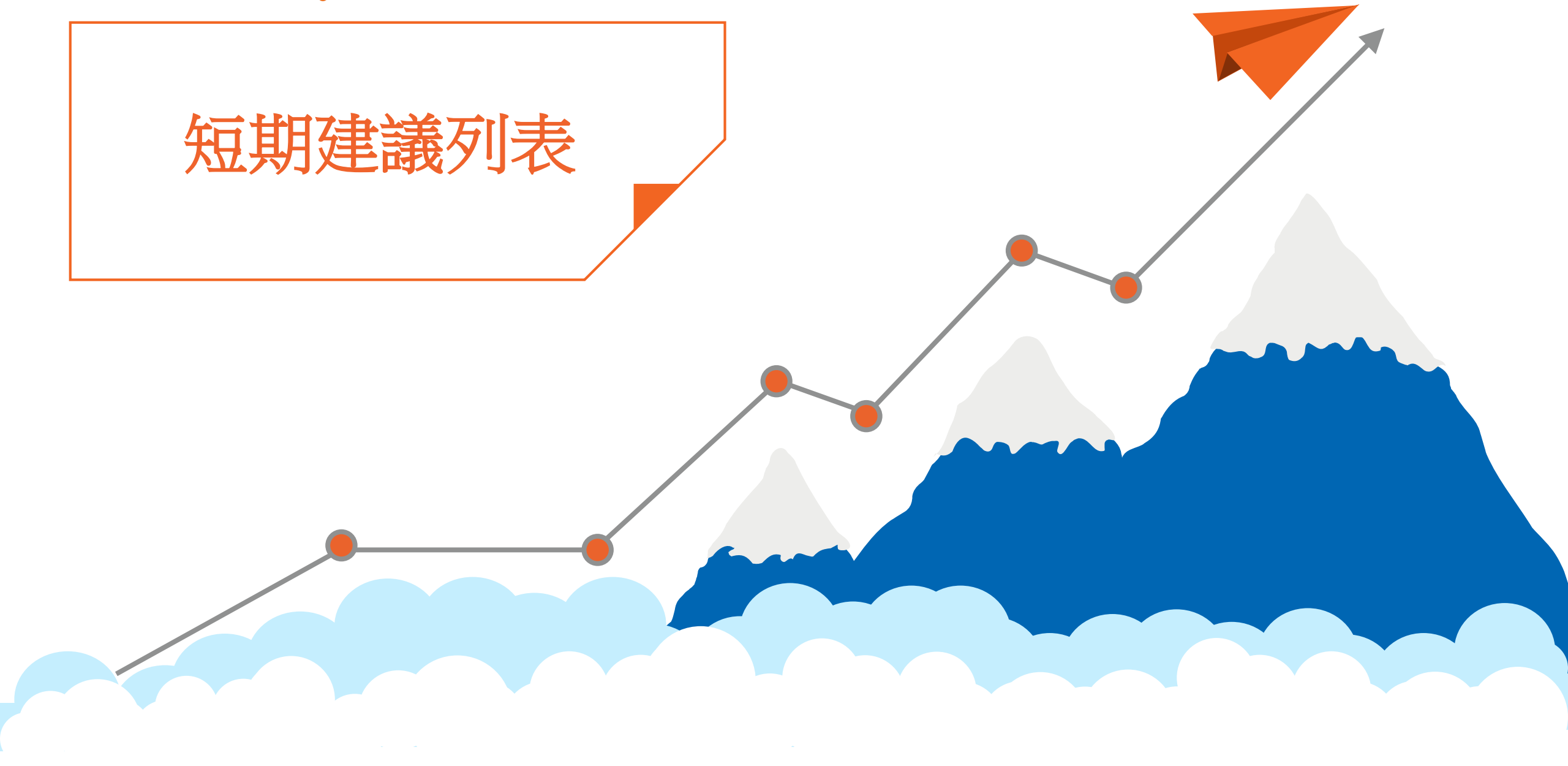
股票代碼	FPT
建議價格	88.90
目前價格	88.90
短期趨勢	上漲
中期趨勢	中性
短期目標	99.53
與目前價格相比的短期上漲空間	11.96%
短期停損	84.65
Reward/ Risk	2.39
預期持有 (盤)	20
最佳分配比例	17.27%
建議	買進

FPT - 預計突破 2022 年的稅前利潤計劃





短期建議列表



短期建議列表

股碼	股價	短期趨勢	中期趨勢	建議買進日期	T+交易	短期買進價格	Stop loss	報酬%	建議
TVD	16.50	上漲	中性	15/07/2022	T+22	16.20	15.49	1.85%	持有
QTP	16.20	上漲	下跌	18/07/2022	T+21	16.00	15.84	1.25%	持有
VGC	65.90	上漲	上漲	20/07/2022	T+19	54.10	60.91	21.81%	持有
NT2	26.55	上漲	上漲	20/07/2022	T+19	25.45	24.86	4.32%	持有
ACB	24.95	上漲	下跌	22/07/2022	T+17	24.65	24.21	1.22%	持有
DGW	70.00	上漲	下跌	22/07/2022	T+17	62.50	61.71	12.00%	持有
KDC	68.00	上漲	上漲	25/07/2022	T+16	64.20	66.24	5.92%	持有
GAS	114.00	上漲	下跌	25/07/2022	T+16	107.80	107.45	5.75%	持有
PHR	69.00	上漲	下跌	29/07/2022	T+12	67.60	65.97	2.07%	持有
GMD	52.50	上漲	下跌	02/08/2022	T+10	52.50	49.53	0.00%	持有
VCB	81.80	上漲	中性	02/08/2022	T+10	77.00	79.04	6.23%	持有
HAH	68.80	上漲	中性	04/08/2022	T+8	69.70	65.20	-1.29%	持有
DCM	32.75	上漲	中性	04/08/2022	T+8	32.40	30.72	1.08%	持有
REE	83.60	上漲	中性	09/08/2022	T+5	82.00	76.70	1.95%	持有
TNG	27.90	上漲	中性	09/08/2022	T+5	28.90	26.67	-3.46%	持有
VHC	87.80	上漲	中性	16/08/2022	T+0	87.80	81.47	0.00%	買進
FPT	88.90	上漲	中性	16/08/2022	T+0	88.90	84.65	0.00%	買進

聯繫

個人客戶分析部

Nguyễn Thế Minh

研究分析經理

+84 28 3622 6868 ext 3826

minh.nguyen@yuanta.com.vn

Quách Đức Khánh

高級分析專員

+84 28 3622 6868 ext 3833

khanh.quach@yuanta.com.vn

Phạm Tấn Phát

高級分析專員

+84 28 3622 6868 ext 3880

phat.pham@yuanta.com.vn

Lý Thị Hiền

研究分析主管

+84 28 3622 6868 ext 3908

hien.ly@yuanta.com.vn

Khổng Hữu Hiệp

高級分析專員

+84 28 3622 6868 ext 3912

hiep.khong@yuanta.com.vn

Nguyễn Trịnh Ngọc Hồng

高級分析專員

+84 28 3622 6868 ext 3832

hong.nguyen@yuanta.com.vn

Global Disclaimer

© 2020 Yuanta. All rights reserved. The information in this report has been compiled from sources we believe to be reliable, but we do not hold ourselves responsible for its completeness or accuracy. It is not an offer to sell or solicitation of an offer to buy any securities. All opinions and estimates included in this report constitute our judgment as of this date and are subject to change without notice.

This report provides general information only. Neither the information nor any opinion expressed herein constitutes an offer or invitation to make an offer to buy or sell securities or other investments. This material is prepared for general circulation to clients and is not intended to provide tailored investment advice and does not take into account the individual financial situation and objectives of any specific person who may receive this report. Investors should seek financial advice regarding the appropriateness of investing in any securities, investments or investment strategies discussed or recommended in this report. The information contained in this report has been compiled from sources believed to be reliable but no representation or warranty, express or implied, is made as to its accuracy, completeness or correctness. This report is not (and should not be construed as) a solicitation to act as securities broker or dealer in any jurisdiction by any person or company that is not legally permitted to carry on such business in that jurisdiction.

Yuanta research is distributed in the United States only to Major U.S. Institutional Investors (as defined in Rule 15a-6 under the Securities Exchange Act of 1934, as amended and SEC staff interpretations thereof). All transactions by a US person in the securities mentioned in this report 買進 be effected through a registered broker-dealer under Section 15 of the Securities Exchange Act of 1934, as amended. Yuanta research is distributed in Taiwan by Yuanta Securities Investment Consulting. Yuanta research is distributed in Hong Kong by Yuanta Securities (Hong Kong) Co. Limited, which is licensed in Hong Kong by the Securities and Futures Commission for regulated activities, including Type 4 regulated activity (advising on securities). In Hong Kong, this research report may not be redistributed, retransmitted or disclosed, in whole or in part or and any form or manner, without the express written consent of Yuanta Securities (Hong Kong) Co. Limited.