

## 市場在 1250-1260 點附近的阻力位

2022/08/03

合約走勢					
	收盤	+/-	交易量	到期日	剩餘時間
單位	點數	點數	合約	日期	日
VN30F2112	1245.9	1.5	185,605	18/08	18
VN30F2201	1243.0	2.9	285	15/09	46
VN30F2203	1242.2	2.7	12	15/12	137
VN30F2206	1239.3	0.4	109	16/03	228

源自 Bloomberg - YSVN

合約更改交易量和持倉量				
	交易量	+/-	OI	+/-
單位	合約	%		%
VN30F2112	185,605	-7.8%	41,749	
VN30F2201	285	-72.8%	981	
VN30F2203	12	-94.6%	410	
VN30F2206	109	91.2%	95	

源自: Bloomberg - YSVN

合約的基差變動			
	基差	前一盤	+/-
單位	點數	點數	點數
VN30F2112	-20.1	-11.8	-8.2
VN30F2201	-23.0	-11.8	-11.1
VN30F2203	-23.8	-16.8	-7.0
VN30F2206	-26.7	-17.3	-9.3

源自: Bloomberg - YSVN

### 合約走勢

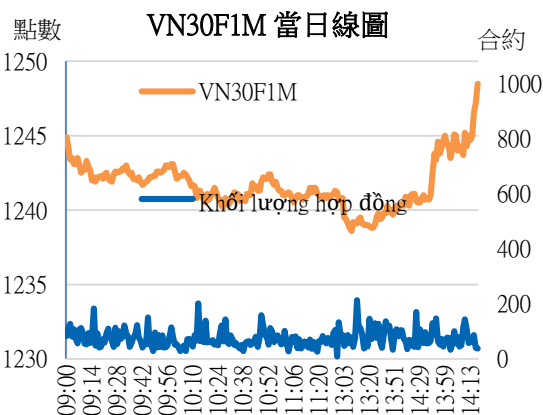
- 4 個期貨合約強勁突破，並收盤小幅上漲。與 VN30-Index 相比，VN30F2208 的基差錄得負 20 點。
- VN30F2208 交易量比前一交易日減少 8%，VN30F2209 減少 73%，VN30F2212 減少 95%，VN30F2303 增加 91%。

### VN30F1M 的評估

- VN30F2208 與漲跌交替繼續上漲。同時，根據艾略特波浪模式，價格走勢圖處於第 3 波。RSI 指標出現短期下跌背離，顯示價格在未來幾個交易日可能形成調整震盪階段。VN30F2208 可能在 1240-1255 點的短期內波動。
- 在日線圖上，短期趨勢仍維持漲勢。

### 投資策略

當天策略 (Intraday)	投資者考慮在 1252-1253 點開設空頭，停損於 1255 點，止盈在 1242-1245 點。 多頭倉位考慮在 1240-1243 點開設，停損於 1238 點。
主要短期趨勢策略 (Daily)	投資者在調整區間持有多頭以及調整，停損於 1233 點，止盈在 1255-1260 點的漲勢。



Pham Tan Phat

高級分析專員

Email: [phat.pham@yuanta.com.vn](mailto:phat.pham@yuanta.com.vn)

Phone: (084) 28 3622 6868 ext 3880

We Create Fortune

### VN30F1M 合約走勢圖

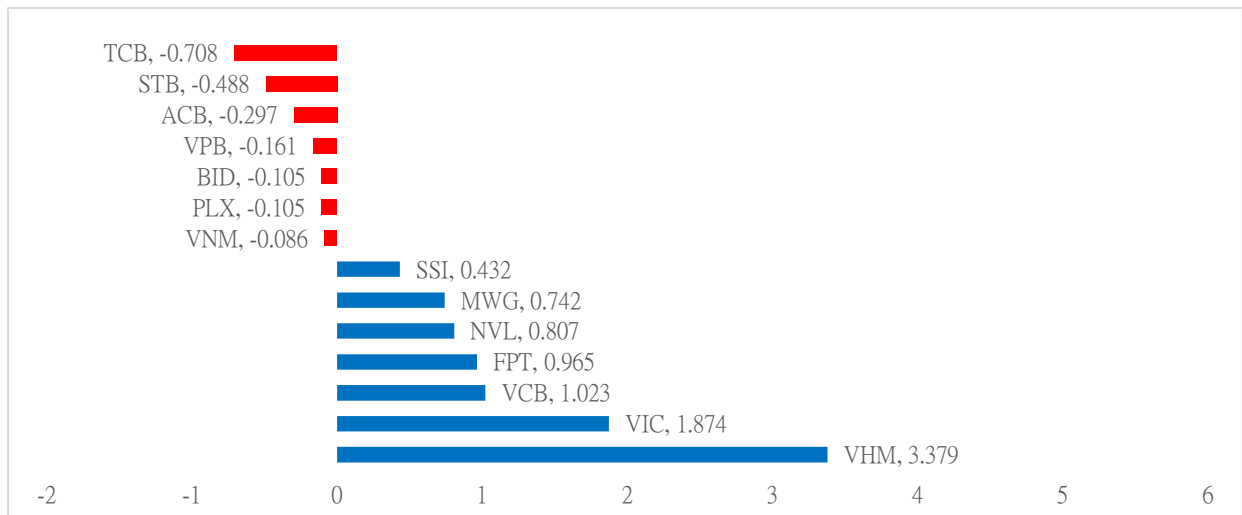


	VN30F2208-Daily	VN30F2208-1H
趨勢	上漲	上漲
支撐 1	1200	1244
支撐 2	1170	1238
阻力 1	1250	1252
阻力 2	1300	1260

### VN30-INDEX 指數走勢

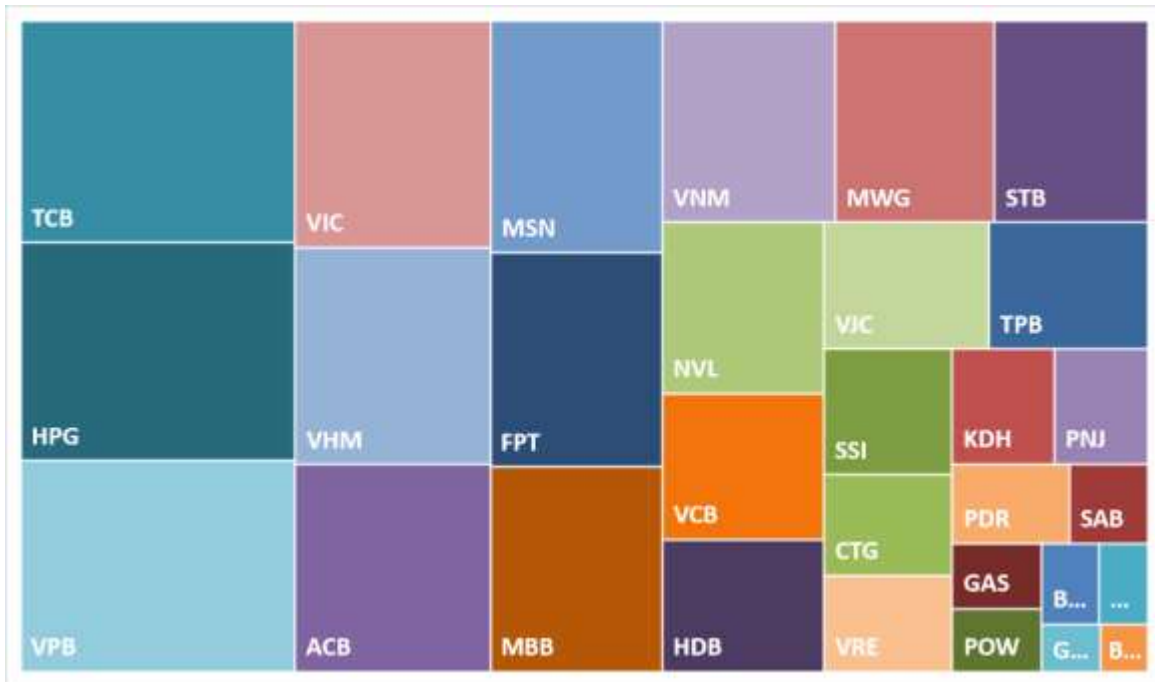
VN30-Index 收漲 0.77%，其中 VHM、VIC 和 VCB 對指數的漲幅影響最大。相反之下，TCB、STB 和 ACB 等對指數的負面影響最大。

### VN30-INDEX 中最有影響力的成份股



We Create Fortune

VN30-INDEX 中的資本化



VHM 的走勢圖





We Create Fortune

期貨合約的價格，交易量和持倉量

日期	VN30F2110	交易量	持倉量
02/08/2022	1,245.9	185,605	41,749
01/08/2022	1,244.4	201,273	41,749
29/07/2022	1,230.7	167,089	39,238
28/07/2022	1,231.6	164,382	43,467
27/07/2022	1,223.0	163,202	44,229
26/07/2022	1,218.9	154,394	42,681
25/07/2022	1,221.9	187,113	39,954
22/07/2022	1,225.6	206,418	36,461

日期	VN30F2111	交易量	持倉量
02/08/2022	1243	285	981
01/08/2022	1240.1	1,048	981
29/07/2022	1229.9	302	505
28/07/2022	1231.7	272	407
27/07/2022	1221.8	102	349
26/07/2022	1219.2	95	342
25/07/2022	1221.5	175	349
22/07/2022	1225.3	348	334

日期	VN30F2112	交易量	持倉量
02/08/2022	1,242.2	12	410
01/08/2022	1,239.5	223	410
29/07/2022	1,229.0	24	425
28/07/2022	1,233.6	85	424
27/07/2022	1,218.7	35	473
26/07/2022	1,217.6	76	465
25/07/2022	1,220.0	57	494
22/07/2022	1,223.6	80	520

日期	VN30F2203	交易量	持倉量
02/08/2022	1239.3	109	95
01/08/2022	1238.9	57	95
29/07/2022	1229.5	21	64
28/07/2022	1229.2	123	63
27/07/2022	1215.5	135	53
26/07/2022	1219.5	26	36
25/07/2022	1219.5	17	31
22/07/2022	1223.9	53	25



We Create Fortune

VN30-INDEX 中的成分股

股碼	公司名稱	行業	比重	收盤價	資本化	PER	PBR	3 個月平均交易量	外資持有	52 週最高	52 週最低
		單位	%	VND	Bil. VND	x	x	1000 cp	%	VND	VND
BID	越南投資與發展商業股份銀行	金融	0.6%	38,500	194,753	15.0	2.1	1,552	17%	49,950	28,950
KDH	Khang Dien 房屋貿易投資股份公司	房地產	1.5%	38,900	27,885	22.2	2.6	937	29%	52,273	33,909
CTG	越南工商股份銀行	金融	1.7%	28,600	137,444	9.4	1.3	4,357	27%	38,200	22,500
ACB	亞洲商業股份銀行	金融	5.8%	24,900	84,098	7.2	1.6	2,948	30%	29,480	22,000
PLX	越南油氣集團	能源	0.4%	41,000	52,094	79.7	2.3	972	18%	65,900	37,050
BVH	Bao Viet 集團	金融	0.4%	58,900	43,723	24.8	2.0	1,526	27%	70,000	47,000
FPT	FPT 發展投資工藝股份公司	科技	6.5%	85,000	93,247	18.8	4.8	2,197	49%	99,083	70,000
GAS	越南氣體總公司 - 股份公司	公用服務	0.8%	108,200	207,089	16.1	3.5	1,057	3%	134,000	85,000
POW	越南天然氣股份總公司	公用服務	0.7%	13,750	32,201	20.4	1.1	15,502	2%	20,800	10,400
HDB	胡志明市發展商業股份銀行	金融	2.8%	24,850	50,003	7.2	1.5	2,000	17%	33,950	21,500
HPG	Hoa Phat (和發) 集團股份公司	原材料	6.0%	22,900	133,159	4.8	1.3	24,787	20%	44,923	20,500
MBB	軍隊貿易股份銀行	金融	4.5%	26,700	100,881	6.4	1.5	8,126	23%	34,900	21,850
MSN	Masan 集團股份公司	必需消費品	5.8%	110,000	156,610	15.3	5.4	872	29%	145,833	85,700
MWG	世界移動通信投資股份公司	非必需消費品	5.2%	62,000	90,750	18.5	4.1	3,205	49%	81,400	52,667
NVL	Nova 房地產投資集團股份公司	房地產	4.8%	75,700	147,602	45.8	4.0	2,404	6%	91,000	72,000
PNJ	Phu Nhuan (富潤) 珠寶股份公司	非必需消費品	#VALUE!	116,500	28,236	21.9	3.5	890	49%	131,100	84,900
GVR	越南橡膠工業集團	原材料	0.3%	24,800	99,200	21.1	2.0	1,729	0%	43,300	20,500
PDR	Phat Dat 開發房地產股份公司	房地產	1.2%	53,800	36,135	17.3	4.7	1,862	2%	73,221	48,200
TPB	Tien Phong 股份商業銀行	金融	1.8%	27,650	43,736	7.9	1.5	2,436	30%	44,000	24,778
SAB	西貢啤酒 - 酒精 - 飲料股份公司	必需消費品	1.1%	187,800	120,433	26.8	5.2	135	63%	187,900	139,800
SSI	SSI 西貢證券股份公司	金融	2.0%	23,200	34,571	8.6	1.6	18,329	22%	54,232	16,965
STB	西貢商信銀行 (sacombank)	金融	3.8%	24,950	47,036	13.1	1.3	16,929	22%	36,700	18,600
TCB	越南技商股份銀行 (Techcombank)	金融	7.1%	38,300	134,468	6.6	1.3	5,411	22%	56,000	32,550
VCB	越南外商貿易股份銀行	金融	3.4%	78,900	373,396	#N/A N/A	#N/A N/A	980	23%	96,000	68,900
VHM	Vinhomes 股份公司	房地產	6.7%	62,500	272,148	9.7	2.3	3,077	23%	93,769	58,300
VIC	Vingroup 集團股份公司	房地產	5.2%	66,600	254,008	#N/A N/A	2.4	1,725	12%	109,600	64,000
VJC	Vietjet 越捷航空股份公司	工業	2.8%	127,500	69,055	183.4	4.0	604	17%	149,000	113,000
VNM	越南牛奶股份公司	必需消費品	5.0%	73,400	153,403	18.1	4.5	2,008	55%	92,400	64,500
VPB	Viet Nam Thinh Vuong (越南繁榮) 貿易股份銀行	金融	7.4%	29,050	129,141	7.7	1.4	10,260	18%	41,050	26,500
VRE	Vincom Retail 股份公司	房地產	2.2%	29,000	65,897	50.8	2.1	2,407	32%	37,000	25,100



We Create Fortune

## 元大證券（越南）公司

### 個人客戶分析部

**Nguyễn Thế Minh**  
研究分析經理  
+84 28 3622 6868 ext 3826  
minh.nguyen@yuanta.com.vn

**Lý Thị Hiền**  
研究分析主管  
+84 28 3622 6868 ext 3908  
hien.ly@yuanta.com.vn

**Quách Đức Khánh**  
研究分析副主管  
+84 28 3622 6868 ext 3833  
khanh.quach@yuanta.com.vn

**Khổng Hữu Hiệp**  
高級分析專員  
+84 28 3622 6868 ext 3912  
hiep.khong@yuanta.com.vn

**Nguyễn Trịnh Ngọc Hồng**  
高級分析專員  
+84 28 3622 6868 ext 3832  
hong.nguyen@yuanta.com.vn

**Phạm Tấn Phát**  
高級分析專員  
+84 28 3622 6868 ext 3880  
phat.pham@yuanta.com.vn

### 個人客戶業務部

**Phạm Đắc Thành**  
北部分行經理  
+84 28 3622 6868 ext 3416  
thanh.pham@yuanta.com.vn

**Võ Thị Thu Thủy**  
平陽分行經理  
+84 28 3622 6868 ext 3505  
thuy.vo@yuanta.com.vn

**Lương Kỳ Ty**  
堤岸分行經理  
+84 28 3622 6868 ext 3653  
ty.luong@yuanta.com.vn

**Bùi Quốc Phong**  
同奈分行經理  
+84 28 3622 6868 ext 3701  
phong.bui@yuanta.com.vn

**Võ Đình Tuấn**  
峴港分行經理  
+84 28 3622 6868 ext 3301  
tuan.vo@yuanta.com.vn

**Nguyễn Việt Quang**  
河內分行經理  
+84 28 3622 6868 ext 3404  
quang.nguyen@yuanta.com.vn

**Đinh Thị Thu Cúc**  
頭頓分行經理  
+84 28 3622 6868 ext 3203  
cuc.dinh@yuanta.com.vn



## Appendix A: Important Disclosures

### Analyst Certification

Each research analyst primarily responsible for the content of this research report, in whole or in part, certifies that with respect to each security or issuer that the analyst covered in this report: (1) all of the views expressed accurately reflect his or her personal views about those securities or issuers; and (2) no part of his or her compensation was, is, or will be, directly or indirectly, related to the specific recommendations or views expressed by that research analyst in the research report.

### Ratings Definitions

**BUY:** We have a positive outlook on the stock based on our expected absolute or relative return over the investment period. Our thesis is based on our analysis of the company's outlook, financial performance, catalysts, valuation and risk profile. We recommend investors add to their position.

**HOLD-Outperform:** In our view, the stock's fundamentals are relatively more attractive than peers at the current price. Our thesis is based on our analysis of the company's outlook, financial performance, catalysts, valuation and risk profile.

**HOLD-Underperform:** In our view, the stock's fundamentals are relatively less attractive than peers at the current price. Our thesis is based on our analysis of the company's outlook, financial performance, catalysts, valuation and risk profile.

**SELL:** We have a negative outlook on the stock based on our expected absolute or relative return over the investment period. Our thesis is based on our analysis of the company's outlook, financial performance, catalysts, valuation and risk profile. We recommend investors reduce their position.

**Under Review:** We actively follow the company, although our estimates, rating and target price are under review.

**Restricted:** The rating and target price have been suspended temporarily to comply with applicable regulations and/or Yuanta policies.

Note: Yuanta research coverage with a Target Price is based on an investment period of 12 months. Greater China Discovery Series coverage does not have a formal 12 months Target Price and the recommendation is based on an investment period specified by the analyst in the report.

### Global Disclaimer

© 2020 Yuanta. All rights reserved. The information in this report has been compiled from sources we believe to be reliable, but we do not hold ourselves responsible for its completeness or accuracy. It is not an offer to sell or solicitation of an offer to buy any securities. All opinions and estimates included in this report constitute our judgment as of this date and are subject to change without notice.

This report provides general information only. Neither the information nor any opinion expressed herein constitutes an offer or invitation to make an offer to buy or sell securities or other investments. This material is prepared for general circulation to clients and is not intended to provide tailored investment advice and does not take into account the individual financial situation and objectives of any specific person who may receive this report. Investors should seek financial advice regarding the appropriateness of investing in any securities, investments or investment strategies discussed or recommended in this report. The information contained in this report has been compiled from sources believed to be reliable but no representation or warranty, express or implied, is made as to its accuracy, completeness or correctness. This report is not (and should not be construed as) a solicitation to act as securities broker or dealer in any jurisdiction by any person or company that is not legally permitted to carry on such business in that jurisdiction.

Yuanta research is distributed in the United States only to Major U.S. Institutional Investors (as defined in Rule 15a-6 under the Securities Exchange Act of 1934, as amended and SEC staff interpretations thereof). All transactions by a US person in the securities mentioned in this report must be effected through a registered broker-dealer under Section 15 of the Securities Exchange Act of 1934, as amended. Yuanta research is distributed in Taiwan by Yuanta Securities Investment Consulting. Yuanta research is distributed in Hong Kong by Yuanta Securities (Hong Kong) Co. Limited, which is licensed in Hong Kong by the Securities and Futures Commission for regulated activities, including Type 4 regulated activity (advising on securities). In Hong Kong, this research report may not be redistributed, retransmitted or disclosed, in whole or in part or any form or manner, without the express written consent of Yuanta Securities (Hong Kong) Co. Limited.