

當日市場：市場情緒良好


2022/08/02

市場走勢


市場指數	VNI	HNI	UPCOM
收盤	1,231.35	294.62	89.91
%日	2.07%	2.08%	0.33%
%週	3.61%	3.24%	1.77%
%月	2.71%	5.64%	1.96%
%年	-6.01%	-6.43%	3.43%
成交值(Bil.VND)			
當日	16,178	1,597	1,048
日均量/週	13,194	1,471	807
日均量/月	11,836	1,301	874
外資進出			
買進	1,477.85	14.56	15.12
賣出	817.00	24.16	34.27
買賣超	660.84	-9.60	-19.15
市場漲跌家數			
上漲	285	151	195
下跌	73	51	134
持平	63	146	574
市場指標			
P/E	12.83	14.86	15.41
總市值 (兆盾)	4,824	340	1,234
股息殖利率	1.44%	3.88%	4.80%

資料源: Bloomberg - YSVN

VNINDEX



HNIINDEX



市場走勢

經過週末的調整，當日市場強勁突破，並收於最高的水平。VN-Index 收於 1,231.35 點，上漲 2.07%，HNX-Index 上漲 2.08%，Upcom-Index 上漲 0.33%。3 大市場的交易額達到 17 兆 6,890 億越南盾。

樂觀情緒推動了當日交易日的活躍需求。銀行、證券、鋼鐵、房地產領漲，如 NKG、HSG、VND、SSI 均漲停，而 BID (+4.6%)、CTG (+5.5%)、GVR (+3.3%)、HPG (+6%)、MBB (+3.3%) 也相當積極上漲。VN30-Index 錄得 30 檔上漲股，顯示市場處於積極的情緒。

穩定的情緒幫助許多股票在盤初下跌後逆轉上漲，如 DBC、DGC 等；而 HNG、KDC、TTF、BAF、HDG 均下跌。

外資在當日買超超過 6,320 億越南盾。SSI (1,150 億)、STB (1,050 億)、HPG (760 億) 在買超方面領先。另一方面，DGC (390 億)、TLG (320 億)、FUEVFNND (220 億) 被拋售最多的股票。

市場短期觀點

我們認為市場在下個交易日可能會保持上漲勢頭，並可能會在盤中出現調整，VN-Index 可能會重新測試 50 日均線的 1,220 點的支撐位。同時，我們預計 VN-Index 在未來幾個交易日可能快速上漲至 1,260 - 1,285 點的阻力位。此外，市場仍處於積極劇烈波動的時期，因此調整可能會快速結束，流動性可能在市場上漲時強勁增加，尤其是短期情緒指標仍保持上漲勢頭，顯示投資者對當前走勢仍持樂觀情緒。

大盤短期走勢仍為上漲。因此，我們建議短期投資者可以繼續利用調整以買進新股，並增加持股比例。

請在 <https://ysradar.yuanta.com.vn/> 查看有關股票的信號。

We Create Fortune

技術分析圖



指數技術分析圖 VN-Index



指數技術分析圖 HNX-Index

指數	短期趨勢	中期趨勢	阻力區 1	阻力區 2	支撐區 1	支撐區 2
VN-Index	上漲	下跌	1393	1500	1310	1200
HNX-Index	上漲	下跌	470	500	300	180
VN30	上漲	下跌	1550	1570	1445	960
VNMidcaps	上漲	下跌	1,730	1800	1650	963
VNSmallcaps	上漲	下跌	1430	1450	1400	804

We Create Fortune

胡志明市交易所 (HSX)

	收盤	漲跌%
VNI	1231.35	2.07%
VN30	1256.25	1.97%
VN Mid	1678.88	2.37%
VN Small	1502.63	1.73%

河內交易所 (HSX)

	收盤	漲跌%
HNI	294.62	2.08%
HN30	537.81	2.72%
VNX AllSh	1233.07	2.06%

UPCOM 市場 (UPCoM)

	收盤	漲跌%
UPCoM	89.91	0.33%

外資交易	成交值 (BiL.VND)
買進	1477.85
賣出	817
買超/賣超	660.84

外資交易	成交值 (BiL.VND)
買進	14.56
賣出	24.16
買超/賣超	-9.60

外資交易	成交值 (BiL.VND)
買進	15.12
賣出	34.27
買超/賣超	-19.15

上漲排名/ 股碼	漲跌(VND)	漲跌%
TLG	3500	6.93%
FTS	2200	6.93%
DAH	520	6.87%
VND	1300	6.81%
SSI	1450	6.79%

上漲排名/ 股碼	漲跌(VND)	漲跌%
L18	2800	9.86%
IPA	2000	9.71%
BVS	1800	9.42%
SHS	1100	8.40%
APS	1100	7.91%

上漲排名/ 股碼	漲跌(VND)	漲跌%
HTG	2184	6.03%
TCI	464	5.04%
CSI	2958	3.31%
G36	298	3.10%
SBS	272	2.99%

下跌排名/ 股碼	漲跌(VND)	漲跌%
HNG	-410	-6.32%
TMT	-1250	-5.68%
VSH	-1300	-3.31%
BAF	-1050	-3.14%
VOS	-400	-2.35%

下跌排名/ 股碼	漲跌(VND)	漲跌%
CAP	-5500	-6.43%
PVI	-1000	-2.15%
TVD	-100	-0.65%
EVS	-100	-0.34%
AMV	0	0.00%

下跌排名/ 股碼	漲跌(VND)	漲跌%
PAT	-9405	-6.04%
SIP	-6421	-5.00%
LTG	-1757	-4.85%
TID	-1281	-2.91%
CST	-454	-2.54%

*備註：市值>5,000 億盾；成交值>15 億盾

市值排名/ 股碼	BiL.VND
VCB	353,519
VHM	260,827
VIC	244,092
GAS	205,750
BID	188,683

市值排名/ 股碼	BiL.VND
KSF	24,600
IDC	20,361
THD	19,950
NVB	16,036
BAB	13,584

市值排名/ 股碼	BiL.VND
ACV	187,555
BSR	76,356
MCH	65,810
VEA	58,713
GE2	30,853

交易量排名/ 股碼	成交值	30 日均
VND	42,530,300	22,622,323
HPG	38,143,900	19,387,900
SSI	29,169,900	18,216,718
SHB	22,648,000	10,068,314
HNG	21,593,800	11,710,864

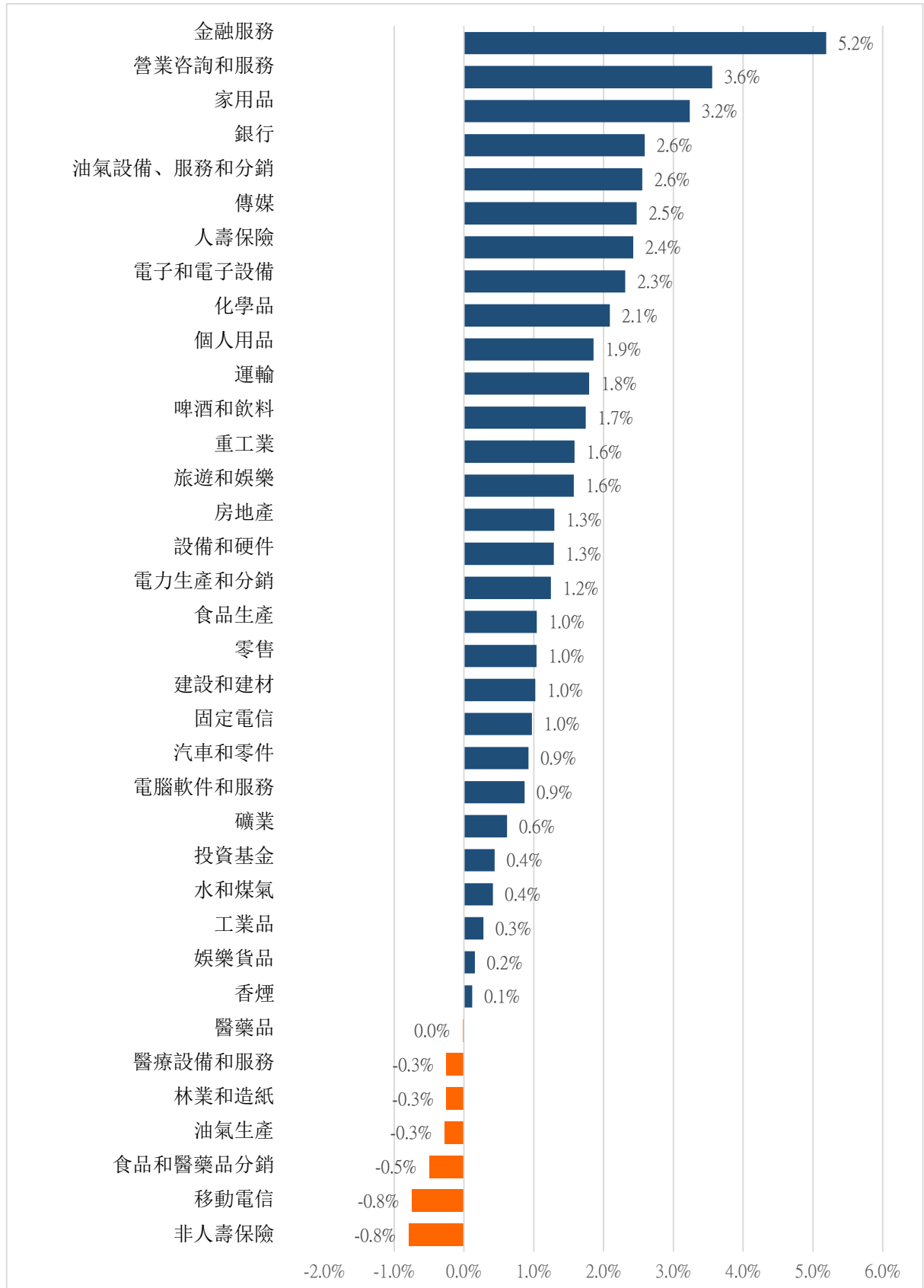
交易量排名/ 股碼	成交值	30 日均
SHS	21,380,286	10,362,094
CEO	7,136,503	5,647,010
PVS	6,773,968	6,273,127
HUT	4,496,891	3,652,002
KLF	2,439,751	2,202,560

交易量排 名/股碼	成交值	30 日均
BSR	15,283,269	11,648,126
SBS	3,271,400	2,047,675
ABB	2,756,757	1,675,056
C4G	2,305,908	1,526,480
VHG	1,949,501	2,235,800

資料源: Bloomberg & Yuanta Research

We Create Fortune

各行業板塊的交易走勢

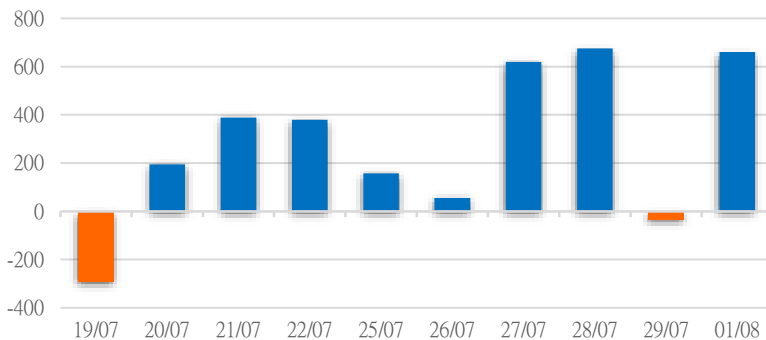


資料源: FiinPro - YSVN

We Create Fortune

外資買進賣統計

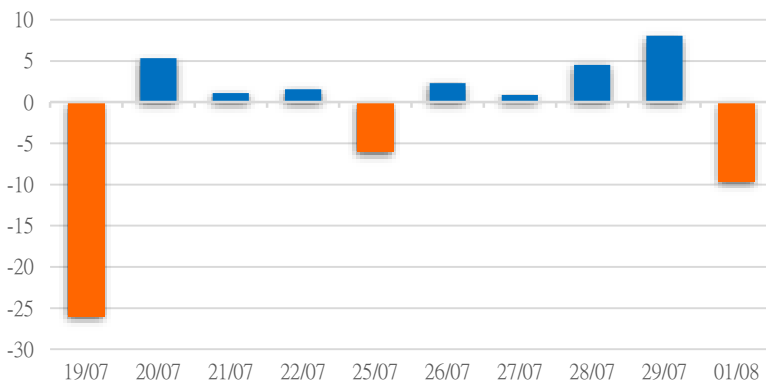
HSX 外資每日買/賣超



證券代碼	買超金額 (Mil.VND)	證券代碼	賣超金額 (Mil.VND)
SSI	114,871	DGC	39,253
STB	104,958	TLG	31,838
HPG	76,310	FUEVFNVD	22,206
KBC	65,617	VGC	15,502
CTG	65,577	FRT	12,247

HSX 外資買/賣超的前 5 名

HNX 外資每日買/賣超



證券代碼	買超金額 (Mil.VND)	證券代碼	賣超金額 (Mil.VND)
IDC	4,070	PVS	14,805
TNG	3,014	NVB	1,011
PCG	181	SHS	614
TA9	167	MCF	505
VCS	147	HUT	248

HNX 外資買/賣超的前 5 名

UPCOM 外資每日買/賣超



證券代碼	買超金額 (Mil.VND)	證券代碼	賣超金額 (Mil.VND)
MPC	4,926	BSR	20,621
VEA	2,348	QNS	6,606
AAS	800	HEC	439
MFS	154	CSI	218
PAT	137	BTD	145

UPCOM 外資買/賣超的前 5 名

源: FiinPro - YSVN

We Create Fortune

自營統計

證券代碼	買超金額 (Mil.VND)	證券代碼	賣超金額 (Mil.VND)
DXG	52,956	ACB	28,788
KBC	38,884	FUESSVFL	20,107
STB	30,942	VHM	18,014
E1VFN30	23,447	VIC	15,305
MSN	20,587	MWG	15,066

HSX 自營交易最大前名

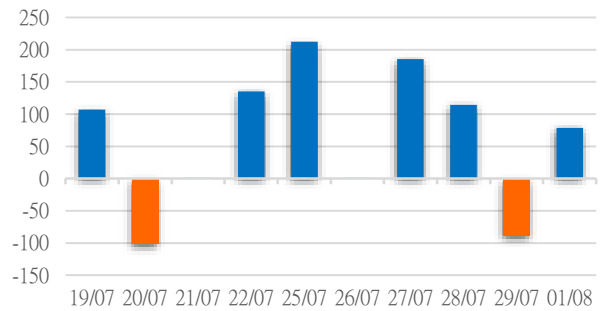
證券代碼	買超金額 (Mil.VND)	證券代碼	賣超金額 (Mil.VND)
LIG	1.21	PLC	1,093
MAC	0.27		
TIG	0.17		

HNX 自營交易最大前名

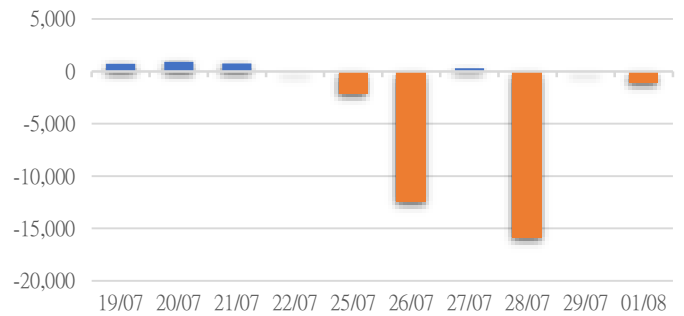
證券代碼	買超金額 (Mil.VND)	證券代碼	賣超金額 (Mil.VND)
MSR	390	BSR	15,773
MCH	244		

UPCoM 自營交易最大前名

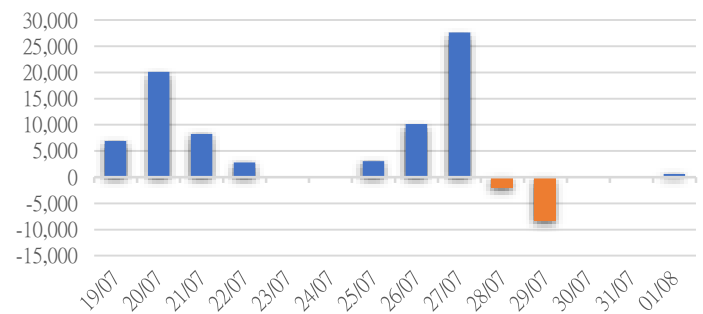
HSX 自營交易每日買/賣超 (Bil.VND)



HNX 自營交易每日買/賣超 (Mil.VND)



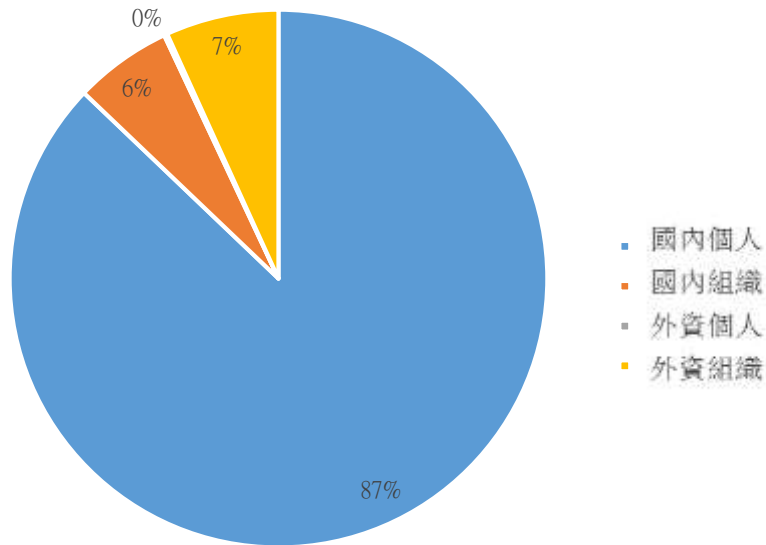
UPCoM 自營交易每日買/賣超 (Mil.VND)





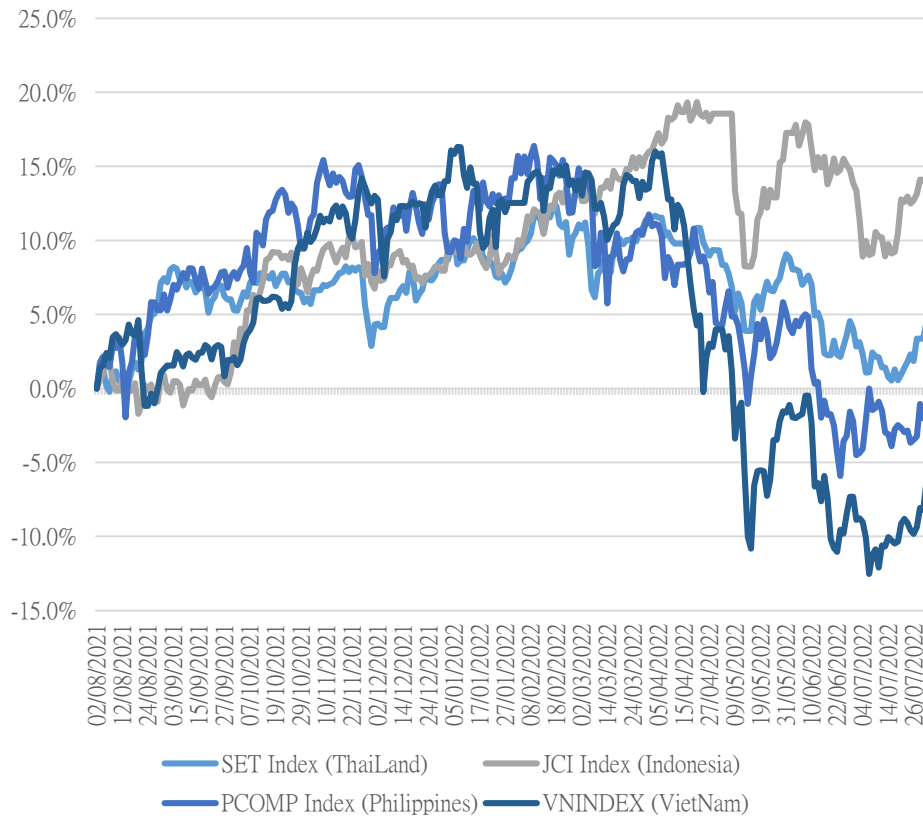
We Create **Fortune**

越南證券市場投資人類別統計



資料源: FiinPro - YSVN

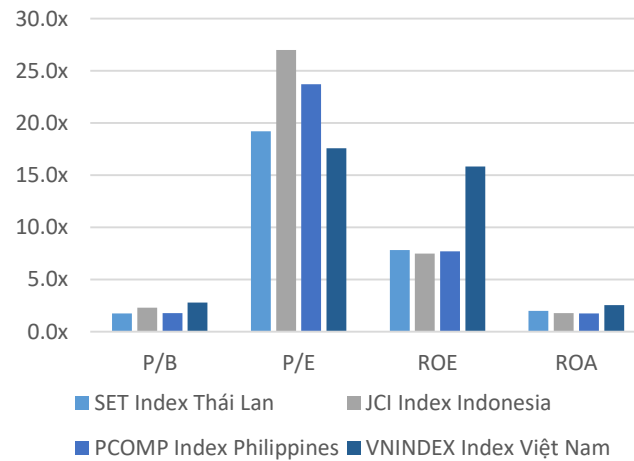
東南亞主要市場走勢比較



東南亞主要市場數據

		Thailand	Indonesia	Philippines	Vietnam
P/B		1.2x	2.1x	1.5x	2.0x
P/E		17.2x	15.08	18.2x	13.1x
ROE	%	9.11	13.69	8.91	15.61
ROA	%	2.31	3.45	2.02	2.53
Vốn hóa	Tỷ USD	525.81	613.10	159.64	205.24
GTGD	Triệu USD	1.50	1.04	0.09	0.55
LS cổ tức	%	2.76	2.57	2.04	1.54

源: Bloomberg & YSVN





We Create Fortune

元大證券（越南）公司

個人客戶分析部

Nguyễn Thế Minh
研究分析經理
+84 28 3622 6868 ext 3826
minh.nguyen@yuanta.com.vn

Lý Thị Hiền
研究分析主管
+84 28 3622 6868 ext 3908
hien.ly@yuanta.com.vn

Quách Đức Khánh
研究分析副主管
+84 28 3622 6868 ext 3833
khanh.quach@yuanta.com.vn

Khổng Hữu Hiệp
高級分析專員
+84 28 3622 6868 ext 3912
hiep.khong@yuanta.com.vn

Nguyễn Trịnh Ngọc Hồng
高級分析專員
+84 28 3622 6868 ext 3832
hong.nguyen@yuanta.com.vn

Phạm Tấn Phát
高級分析專員
+84 28 3622 6868 ext 3880
phat.pham@yuanta.com.vn

個人客戶業務部

Phạm Đắc Thành
北部分行經理
+84 28 3622 6868 ext 3416
thanh.pham@yuanta.com.vn

Võ Thị Thu Thủy
平陽分行經理
+84 28 3622 6868 ext 3505
thuy.vo@yuanta.com.vn

Lương Kỳ Ty
堤岸分行經理
+84 28 3622 6868 ext 3653
ty.luong@yuanta.com.vn

Bùi Quốc Phong
同奈分行經理
+84 28 3622 6868 ext 3701
phong.bui@yuanta.com.vn

Võ Đình Tuấn
峴港分行經理
+84 28 3622 6868 ext 3301
tuan.vo@yuanta.com.vn

Nguyễn Việt Quang
河內分行經理
+84 28 3622 6868 ext 3404
quang.nguyen@yuanta.com.vn

Đinh Thị Thu Cúc
頭頓分行經理
+84 28 3622 6868 ext 3203
cuc.dinh@yuanta.com.vn

Appendix A: Important Disclosures

Analyst Certification

Each research analyst primarily responsible for the content of this research report, in whole or in part, certifies that with respect to each security or issuer that the analyst covered in this report: (1) all of the views expressed accurately reflect his or her personal views about those securities or issuers; and (2) no part of his or her compensation was, is, or will be, directly or indirectly, related to the specific recommendations or views expressed by that research analyst in the research report.

Ratings Definitions

BUY: We have a positive outlook on the stock based on our expected absolute or relative return over the investment period. Our thesis is based on our analysis of the company's outlook, financial performance, catalysts, valuation and risk profile. We recommend investors add to their position.

HOLD-Outperform: In our view, the stock's fundamentals are relatively more attractive than peers at the current price. Our thesis is based on our analysis of the company's outlook, financial performance, catalysts, valuation and risk profile.

HOLD-Underperform: In our view, the stock's fundamentals are relatively less attractive than peers at the current price. Our thesis is based on our analysis of the company's outlook, financial performance, catalysts, valuation and risk profile.

SELL: We have a negative outlook on the stock based on our expected absolute or relative return over the investment period. Our thesis is based on our analysis of the company's outlook, financial performance, catalysts, valuation and risk profile. We recommend investors reduce their position.

Under Review: We actively follow the company, although our estimates, rating and target price are under review.

Restricted: The rating and target price have been suspended temporarily to comply with applicable regulations and/or Yuanta policies.

Note: Yuanta research coverage with a Target Price is based on an investment period of 12 months. Greater China Discovery Series coverage does not have a formal 12 month Target Price and the recommendation is based on an investment period specified by the analyst in the report.

Global Disclaimer

© 2018 Yuanta. All rights reserved. The information in this report has been compiled from sources we believe to be reliable, but we do not hold ourselves responsible for its completeness or accuracy. It is not an offer to sell or solicitation of an offer to buy any securities. All opinions and estimates included in this report constitute our judgment as of this date and are subject to change without notice.

This report provides general information only. Neither the information nor any opinion expressed herein constitutes an offer or invitation to make an offer to buy or sell securities or other investments. This material is prepared for general circulation to clients and is not intended to provide tailored investment advice and does not take into account the individual financial situation and objectives of any specific person who may receive this report. Investors should seek financial advice regarding the appropriateness of investing in any securities, investments or investment strategies discussed or recommended in this report. The information contained in this report has been compiled from sources believed to be reliable but no representation or warranty, express or implied, is made as to its accuracy, completeness or correctness. This report is not (and should not be construed as) a solicitation to act as securities broker or dealer in any jurisdiction by any person or company that is not legally permitted to carry on such business in that jurisdiction.

Yuanta research is distributed in the United States only to Major U.S. Institutional Investors (as defined in Rule 15a-6 under the Securities Exchange Act of 1934, as amended and SEC staff interpretations thereof). All transactions by a US person in the securities mentioned in this report must be effected through a registered broker-dealer under Section 15 of the Securities Exchange Act of 1934, as amended. Yuanta research is distributed in Taiwan by Yuanta Securities Investment Consulting. Yuanta research is distributed in Hong Kong by Yuanta Securities (Hong Kong) Co. Limited, which is licensed in Hong Kong by the Securities and Futures Commission for regulated activities, including Type 4 regulated activity (advising on securities). In Hong Kong, this research report may not be redistributed, retransmitted or disclosed, in whole or in part or and any form or manner, without the express written