


市場走勢

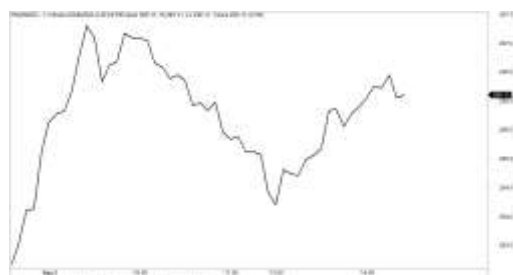
市場指數	VNI	HNI	UPCOM
收盤	1,241.62	295.84	90.13
%日	0.83%	0.41%	0.24%
%週	4.77%	4.58%	1.95%
%月	3.56%	6.08%	2.21%
%年	-5.52%	-6.06%	3.18%
<b>成交值(Bil.VND)</b>			
當日	16,868	2,264	1,016
日均量/週	14,681	1,643	850
日均量/月	12,085	1,343	834
<b>外資進出</b>			
買進	1,418.92	15.62	10.42
賣出	1,044.55	4.71	17.83
買賣超	374.37	10.91	-7.41
<b>市場漲跌家數</b>			
上漲	247	128	199
下跌	115	69	118
持平	59	151	586
<b>市場指標</b>			
P/E	13.01	15.97	15.01
總市值 (兆盾)	4,924	345	1,241
股息殖利率	1.41%	3.81%	4.85%

資料源: Bloomberg - YSVN

VNINDEX



HNIINDEX



市場走勢

由於大型股維持漲勢，當日的市場繼續保持上漲趨勢。VN-Index 收於 1,241.62 點，上漲 0.83%，HNX-Index 上漲 0.41%，Upcom-Index 上漲 0.24%。3 大市場的交易額達到 17 兆 9,390 億越南盾。

當 VHM (+4.2%)、VIC (+2.9%)、VCB (+2.5%)、SAB (+2.6%) 領漲該指數時，大型股出現反轉的漲勢。VN30-Index 錄得 19 檔上漲股和 10 檔下跌股，顯示市場的寬幅仍為積極。另一方面，銀行、證券和房地產股出現分化，BID、CTG、ACB、VPB、HCM 和 DXG 出現小幅下跌調整。

小型股錄得暴漲優於大盤，顯示積極的現金流。BII、AMD、CRC、HAI、HAR、ITA、JVC 等漲停。

外資在當日繼續買超超過 3,370 億越南盾。SSI (1,820 億)、HPG (1,040 億)、VHM (820 億) 在買超方面領先。另一方面，FUEVFNND (1,970 億)、VNM (540 億)、FHC (330 億) 被拋售最多的股票。

市場短期觀點

我們認為市場可能會繼續上漲，VN-Index 可能會在下個交易日進入 1,260 - 1,285 點的阻力位。同時，市場正在進入短期超買區，因此我們預測當 VN-Index 進入 1,260-1,285 點的阻力位時，市場可能會出現強勁調整，短期投資者應在上漲區間限制追漲買進，並在調整區間優先買進。此外，短期情緒指標繼續大幅上漲，顯示短期投資者對當前市場的走勢持樂觀情緒。

大盤短期走勢仍為上漲。因此，我們建議短期投資者可以繼續利用調整以增加股票比例和買進新股，但優先在調整中買進，並限制追漲買進。

請在 <https://ysradar.yuanta.com.vn/> 查看有關股票的信號。

We Create Fortune

技術分析圖



指數技術分析圖 VN-Index



指數技術分析圖 HNX-Index

指數	短期趨勢	中期趨勢	阻力區 1	阻力區 2	支撐區 1	支撐區 2
VN-Index	上漲	下跌	1393	1500	1310	1200
HNX-Index	上漲	下跌	470	500	300	180
VN30	上漲	下跌	1550	1570	1445	960
VNMidcaps	上漲	下跌	1,730	1800	1650	963
VNSmallcaps	上漲	下跌	1430	1450	1400	804

We Create Fortune

胡志明市交易所 (HSX)

	收盤	漲跌%
VNI	1241.62	0.83%
VN30	1265.97	0.77%
VN Mid	1683.56	0.28%
VN Small	1518.39	1.05%

河內交易所 (HSX)

	收盤	漲跌%
HNI	295.84	0.41%
HN30	538.68	0.16%
VNX AllSh	1241.19	0.66%

UPCOM 市場 (UPCoM)

	收盤	漲跌%
UPCoM	90.13	0.24%

外資交易	成交值 (BiL.VND)
買進	1418.92
賣出	1044.55
買超/賣超	374.37

外資交易	成交值 (BiL.VND)
買進	15.62
賣出	4.71
買超/賣超	10.91

外資交易	成交值 (BiL.VND)
買進	10.42
賣出	17.83
買超/賣超	-7.41

上漲排名/ 股碼	漲跌(VND)	漲跌%
HAR	380	7.00%
DRH	640	6.99%
QCG	570	6.95%
ITA	520	6.91%
TDC	1050	6.91%

上漲排名/ 股碼	漲跌(VND)	漲跌%
CSC	6000	9.92%
TIG	1200	9.23%
LIG	500	7.58%
AAV	600	6.45%
AMV	500	6.25%

上漲排名/ 股碼	漲跌(VND)	漲跌%
DSC	1692	7.20%
VHG	230	6.05%
G36	548	5.54%
C4G	623	5.07%
CLX	701	3.94%

下跌排名/ 股碼	漲跌(VND)	漲跌%
AGM	-1350	-4.76%
TNH	-1500	-3.34%
VHC	-2200	-2.68%
DGC	-2300	-2.53%
CTD	-1200	-1.94%

下跌排名/ 股碼	漲跌(VND)	漲跌%
CAP	-2500	-3.13%
VC3	-900	-1.84%
MBS	-400	-1.69%
SHS	-200	-1.41%
EVS	-400	-1.36%

下跌排名/ 股碼	漲跌(VND)	漲跌%
DGT	-321	-1.99%
CSI	-1480	-1.60%
AFX	-180	-1.21%
VUA	-169	-0.37%
VEA	-17	-0.04%

\*備註: 市值>5,000 億盾; 成交值>15 億盾

市值排名/ 股碼	BiL.VND
VCB	364,404
VHM	261,262
VIC	246,762
GAS	206,515
BID	197,282

市值排名/ 股碼	BiL.VND
KSF	24,780
IDC	20,559
THD	20,335
NVB	16,092
BAB	13,746

市值排名/ 股碼	BiL.VND
ACV	192,595
BSR	74,784
MCH	65,255
VEA	59,812
GE2	33,141

交易量排名/ 股碼	成交值	30 日均
HAG	43,315,500	20,850,414
SSI	35,526,300	19,103,243
VND	31,411,800	22,504,057
HPG	27,729,900	20,453,671
SHB	23,993,900	11,018,800

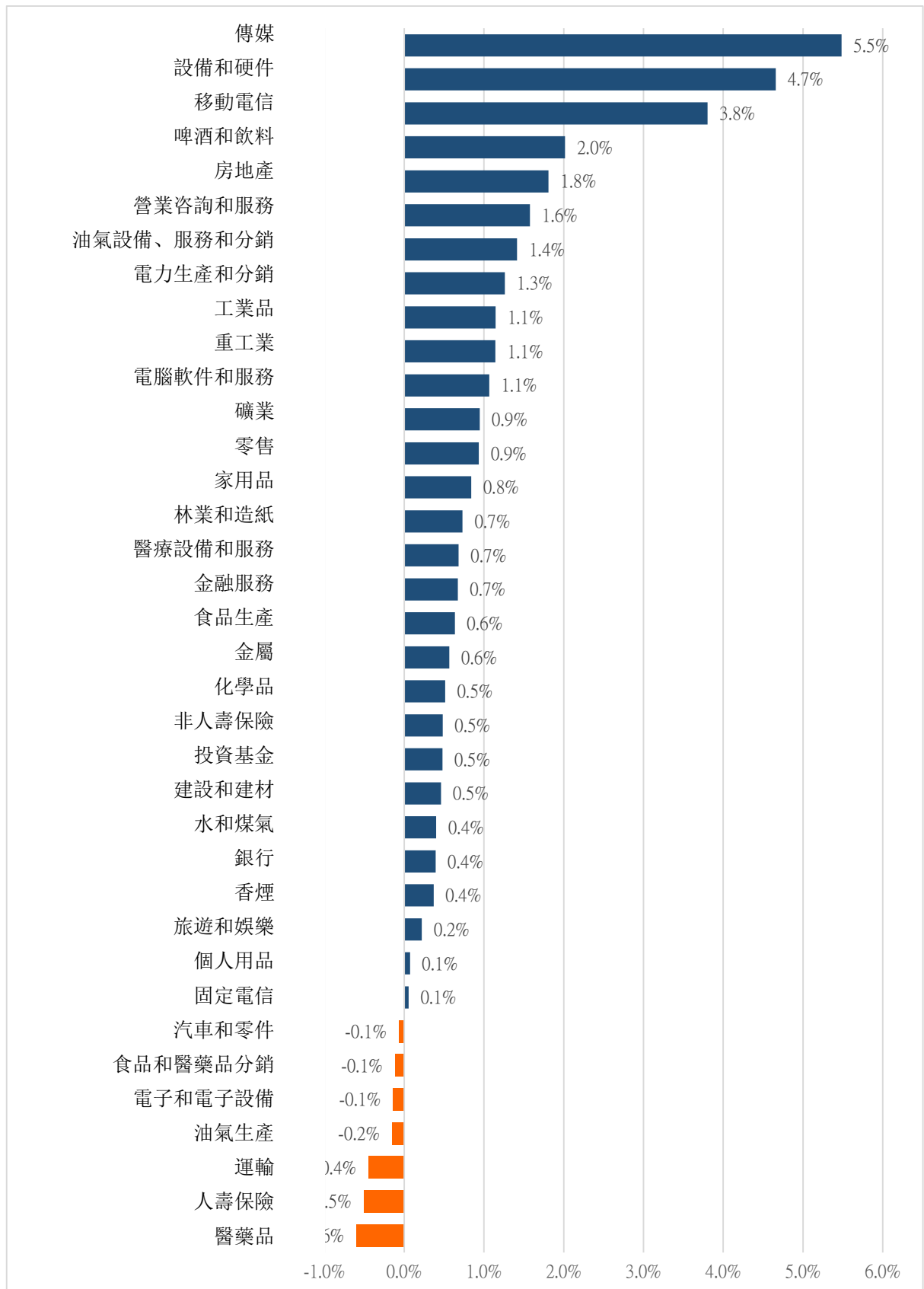
交易量排名/ 股碼	成交值	30 日均
SHS	19,520,537	11,034,524
PVS	11,582,622	6,017,700
CEO	9,209,936	5,745,500
AMV	5,196,447	1,311,320
KLF	4,725,838	2,186,022

交易量排 名/股碼	成交值	30 日均
BSR	9,445,952	11,604,775
VHG	8,317,600	2,110,942
C4G	3,514,802	1,585,232
AAS	3,308,702	93,675
SBS	2,844,144	2,052,139

資料源: Bloomberg & Yuanta Research

We Create Fortune

## 各行業板塊的交易走勢



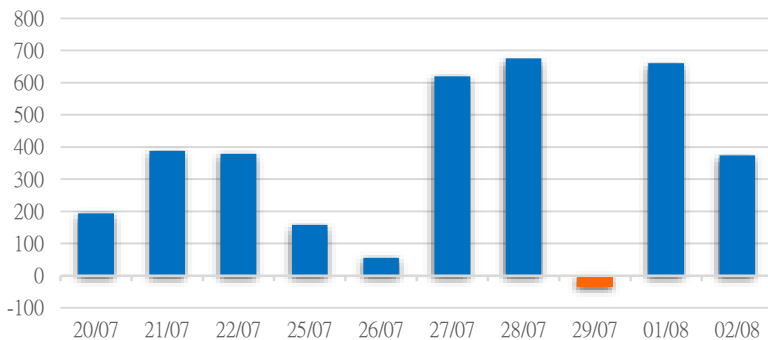
資料源: FinPro - YSVN



We Create Fortune

## 外資買進賣統計

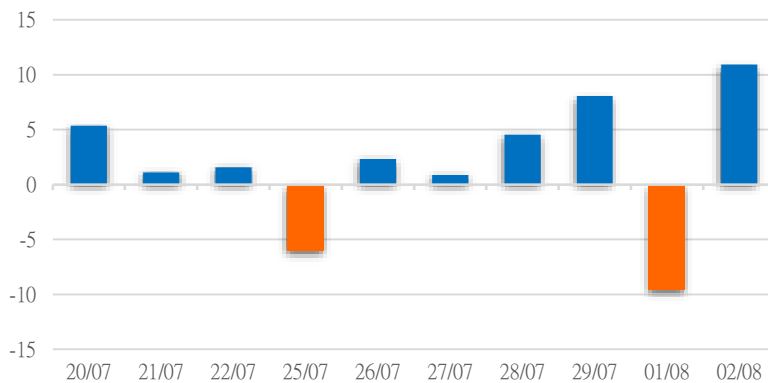
HSX 外資每日買/賣超



證券代碼	買超金額 (Mil.VND)	證券代碼	賣超金額 (Mil.VND)
SSI	182,040	FUEVFVND	197,148
HPG	104,416	VNM	53,736
VHM	81,986	VHC	33,000
STB	77,096	E1VFN30	24,164
CTG	44,016	KDC	13,935

HSX 外資買/賣超的前 5 名

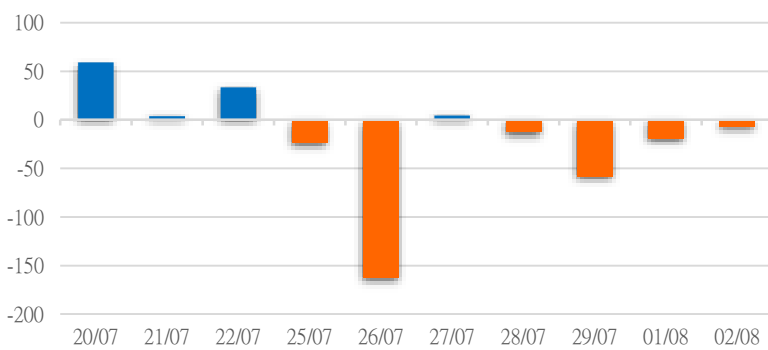
HNX 外資每日買/賣超



證券代碼	買超金額 (Mil.VND)	證券代碼	賣超金額 (Mil.VND)
TNG	7,055	PVS	728
SHS	4,405	NVB	684
HUT	551	CEO	356
PVI	349	MCF	275
THD	216	SCI	94

HNX 外資買/賣超的前 5 名

UPCOM 外資每日買/賣超



證券代碼	買超金額 (Mil.VND)	證券代碼	賣超金額 (Mil.VND)
MPC	3,139	QNS	12,794
MCH	2,469	CLX	766
VEA	486	CSI	348
ACV	406	BSR	341
SIP	356	TED	271

UPCOM 外資買/賣超的前 5 名

源: FiinPro - YSVN

We Create Fortune

自營統計

證券代碼	買超金額 (Mil.VND)	證券代碼	賣超金額 (Mil.VND)
FUEVFNVD	166,965	MWG	27,170
E1VFN30	65,011	FPT	9,016
VPB	53,544	TCB	7,718
DXG	44,749	ACB	5,530
MSN	43,791	MBB	4,977

HSX 自營交易最大前名

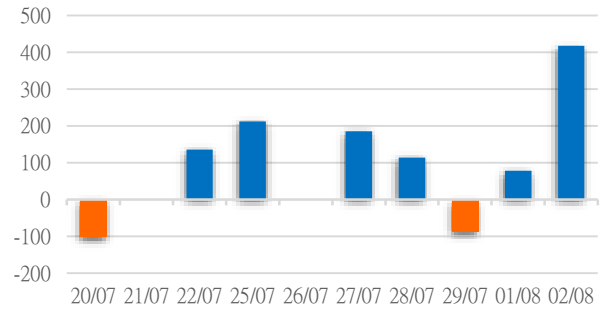
證券代碼	買超金額 (Mil.VND)	證券代碼	賣超金額 (Mil.VND)
TVC	0.58		
LIG	0.57		
DL1	0.03		
MBG	0.02		

HNX 自營交易最大前名

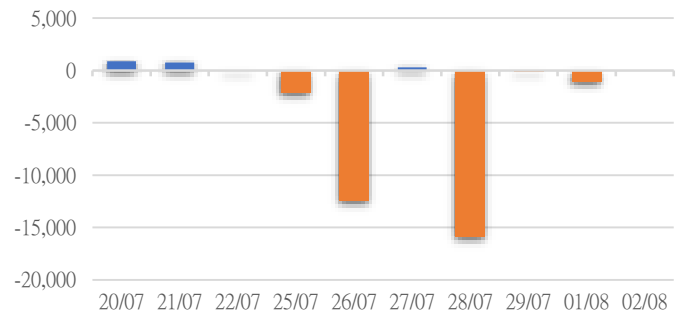
證券代碼	買超金額 (Mil.VND)	證券代碼	賣超金額 (Mil.VND)
C4G	12,923	AFX	10,114
NAB	7,425	TBR	11
MCH	466		

UPCoM 自營交易最大前名

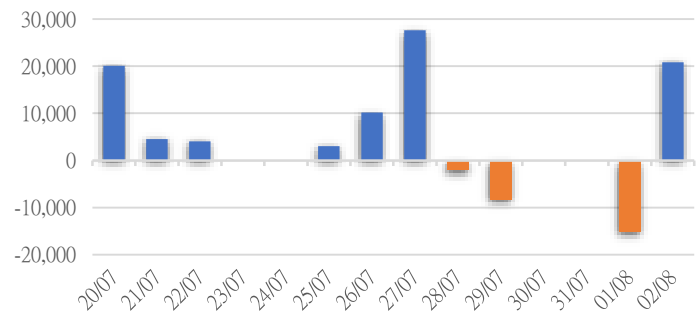
HSX 自營交易每日買/賣超 (Bil.VND)



HNX 自營交易每日買/賣超 (Mil.VND)

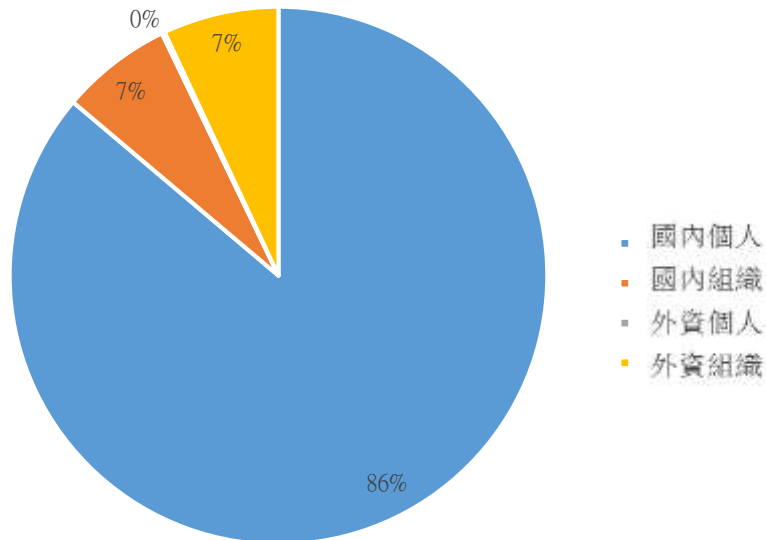


UPCoM 自營交易每日買/賣超 (Mil.VND)



We Create **Fortune**

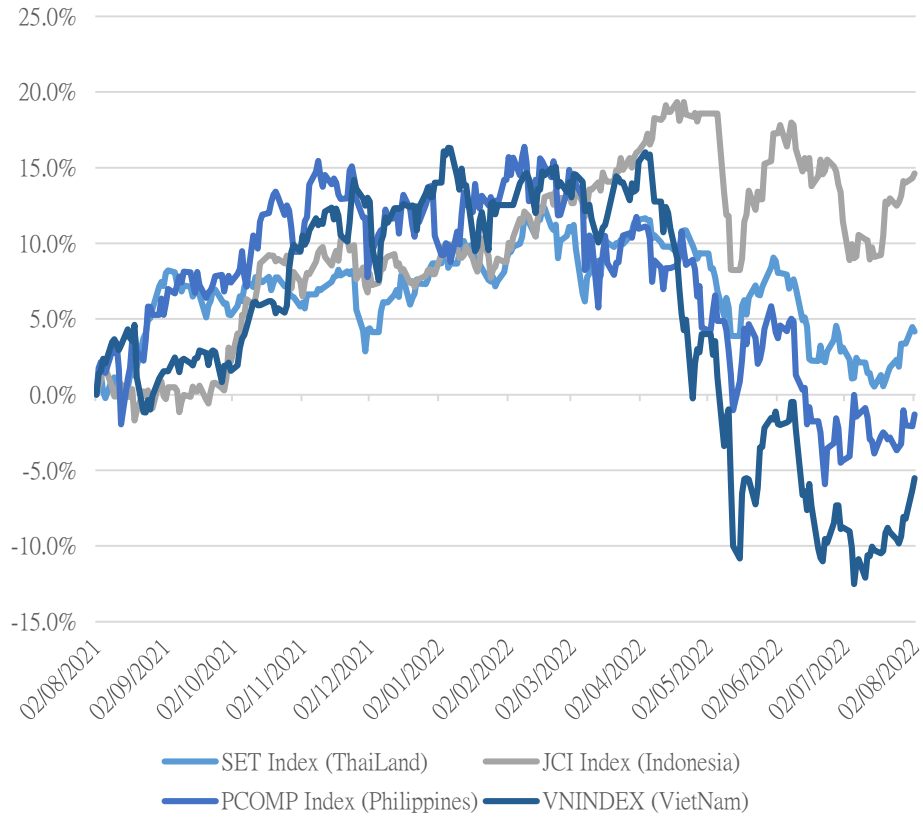
## 越南證券市場投資人類別統計



資料源: FiinPro - YSVN



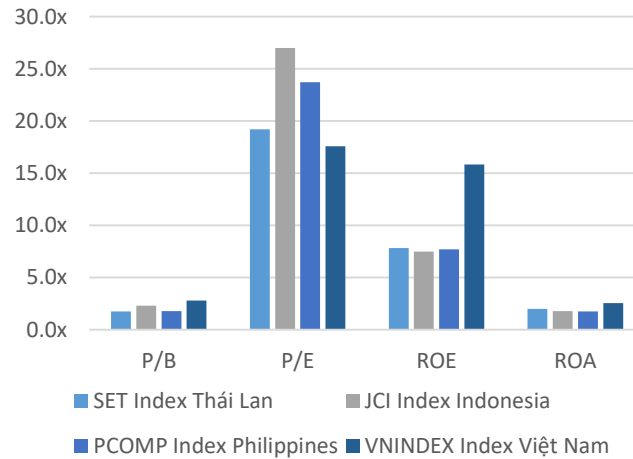
### 東南亞主要市場走勢比較



東南亞主要市場數據

		Thailand	Indonesia	Philippines	Vietnam
P/B		1.2x	2.1x	1.5x	2.0x
P/E		17.2x	15.08	18.2x	13.1x
ROE	%	9.11	13.69	8.91	15.61
ROA	%	2.31	3.45	2.02	2.53
Vốn hóa	Tỷ USD	525.81	613.10	159.64	205.24
GTGD	Triệu USD	1.50	1.04	0.09	0.55
LS cổ tức	%	2.76	2.57	2.04	1.54

源: Bloomberg & YSVN







We Create Fortune

## 元大證券（越南）公司

### 個人客戶分析部

**Nguyễn Thế Minh**  
研究分析經理  
+84 28 3622 6868 ext 3826  
minh.nguyen@yuanta.com.vn

**Lý Thị Hiền**  
研究分析主管  
+84 28 3622 6868 ext 3908  
hien.ly@yuanta.com.vn

**Quách Đức Khánh**  
研究分析副主管  
+84 28 3622 6868 ext 3833  
khanh.quach@yuanta.com.vn

**Khổng Hữu Hiệp**  
高級分析專員  
+84 28 3622 6868 ext 3912  
hiep.khong@yuanta.com.vn

**Nguyễn Trịnh Ngọc Hồng**  
高級分析專員  
+84 28 3622 6868 ext 3832  
hong.nguyen@yuanta.com.vn

**Phạm Tấn Phát**  
高級分析專員  
+84 28 3622 6868 ext 3880  
phat.pham@yuanta.com.vn

### 個人客戶業務部

**Phạm Đắc Thành**  
北部分行經理  
+84 28 3622 6868 ext 3416  
thanh.pham@yuanta.com.vn

**Võ Thị Thu Thủy**  
平陽分行經理  
+84 28 3622 6868 ext 3505  
thuy.vo@yuanta.com.vn

**Lương Kỳ Ty**  
堤岸分行經理  
+84 28 3622 6868 ext 3653  
ty.luong@yuanta.com.vn

**Bùi Quốc Phong**  
同奈分行經理  
+84 28 3622 6868 ext 3701  
phong.bui@yuanta.com.vn

**Võ Đình Tuấn**  
峴港分行經理  
+84 28 3622 6868 ext 3301  
tuan.vo@yuanta.com.vn

**Nguyễn Việt Quang**  
河內分行經理  
+84 28 3622 6868 ext 3404  
quang.nguyen@yuanta.com.vn

**Đinh Thị Thu Cúc**  
頭頓分行經理  
+84 28 3622 6868 ext 3203  
cuc.dinh@yuanta.com.vn

## Appendix A: Important Disclosures

### Analyst Certification

Each research analyst primarily responsible for the content of this research report, in whole or in part, certifies that with respect to each security or issuer that the analyst covered in this report: (1) all of the views expressed accurately reflect his or her personal views about those securities or issuers; and (2) no part of his or her compensation was, is, or will be, directly or indirectly, related to the specific recommendations or views expressed by that research analyst in the research report.

### Ratings Definitions

**BUY:** We have a positive outlook on the stock based on our expected absolute or relative return over the investment period. Our thesis is based on our analysis of the company's outlook, financial performance, catalysts, valuation and risk profile. We recommend investors add to their position.

**HOLD-Outperform:** In our view, the stock's fundamentals are relatively more attractive than peers at the current price. Our thesis is based on our analysis of the company's outlook, financial performance, catalysts, valuation and risk profile.

**HOLD-Underperform:** In our view, the stock's fundamentals are relatively less attractive than peers at the current price. Our thesis is based on our analysis of the company's outlook, financial performance, catalysts, valuation and risk profile.

**SELL:** We have a negative outlook on the stock based on our expected absolute or relative return over the investment period. Our thesis is based on our analysis of the company's outlook, financial performance, catalysts, valuation and risk profile. We recommend investors reduce their position.

**Under Review:** We actively follow the company, although our estimates, rating and target price are under review.

**Restricted:** The rating and target price have been suspended temporarily to comply with applicable regulations and/or Yuanta policies.

Note: Yuanta research coverage with a Target Price is based on an investment period of 12 months. Greater China Discovery Series coverage does not have a formal 12 month Target Price and the recommendation is based on an investment period specified by the analyst in the report.

### Global Disclaimer

© 2018 Yuanta. All rights reserved. The information in this report has been compiled from sources we believe to be reliable, but we do not hold ourselves responsible for its completeness or accuracy. It is not an offer to sell or solicitation of an offer to buy any securities. All opinions and estimates included in this report constitute our judgment as of this date and are subject to change without notice.

This report provides general information only. Neither the information nor any opinion expressed herein constitutes an offer or invitation to make an offer to buy or sell securities or other investments. This material is prepared for general circulation to clients and is not intended to provide tailored investment advice and does not take into account the individual financial situation and objectives of any specific person who may receive this report. Investors should seek financial advice regarding the appropriateness of investing in any securities, investments or investment strategies discussed or recommended in this report. The information contained in this report has been compiled from sources believed to be reliable but no representation or warranty, express or implied, is made as to its accuracy, completeness or correctness. This report is not (and should not be construed as) a solicitation to act as securities broker or dealer in any jurisdiction by any person or company that is not legally permitted to carry on such business in that jurisdiction.

Yuanta research is distributed in the United States only to Major U.S. Institutional Investors (as defined in Rule 15a-6 under the Securities Exchange Act of 1934, as amended and SEC staff interpretations thereof). All transactions by a US person in the securities mentioned in this report must be effected through a registered broker-dealer under Section 15 of the Securities Exchange Act of 1934, as amended. Yuanta research is distributed in Taiwan by Yuanta Securities Investment Consulting. Yuanta research is distributed in Hong Kong by Yuanta Securities (Hong Kong) Co. Limited, which is licensed in Hong Kong by the Securities and Futures Commission for regulated activities, including Type 4 regulated activity (advising on securities). In Hong Kong, this research report may not be redistributed, retransmitted or disclosed, in whole or in part or and any form or manner, without the express written