


市場走勢


市場指數	VNI	HNI	UPCOM
收盤	1,249.76	298.11	90.32
%日	0.66%	0.77%	0.21%
%週	4.93%	4.78%	1.63%
%月	4.24%	6.90%	2.43%
%年	-6.21%	-6.59%	3.12%
成交值(Bil.VND)			
當日	17,549	1,731	909
日均量/週	16,188	1,804	919
日均量/月	12,323	1,360	837
外資進出			
買進	1,625.58	6.91	62.57
賣出	973.64	7.53	20.65
買賣超	651.94	-0.62	41.92
市場漲跌家數			
上漲	234	128	180
下跌	127	80	148
持平	60	140	575
市場指標			
P/E	13.16	16.05	15.04
總市值 (兆盾)	4,965	347	1,253
股息殖利率	1.41%	3.82%	4.87%

資料源: Bloomberg - YSVN

VNINDEX



HNIINDEX



市場走勢

指數在連續第三個交易日擴大漲幅。VN-Index 收於 1,249.76 點，上漲 0.66%，HNX-Index 上漲 0.77%，Upcom-Index 上漲 0.21%。3 大市場的交易額達到 17 兆 6,520 億越南盾。

股票輪番領漲，GAS (+3.5%)、BID (+2.1%)、HPG (+3.7%)、STB (+2%)、SSI(+1.5%)等股票在當日領漲。積極情緒對 VHM、VIB、VIC 等一些股票構成獲利回吐的壓力，但則仍小幅下跌。

在行業方面，鋼鐵股成為市場的亮點，除了 HPG (+3.7%) 外，NKG、HSG 均漲停。

外資在當日繼續買超超過 6,930 億越南盾。HPG (1,750 億)、VCB (1,120 億)、SSI (1,070 億) 在買超方面領先。另一方面，FUEVFNND (1,710 億)、MSN (340 億)、KBC (220 億) 被拋售最多的股票。

市場短期觀點

我們認為，當 VN-Index 在接下來的幾個交易日進入 1,260 - 1,285 點的阻力位時，市場可能會出現調整階段。同時，市場仍處於積極劇烈波動期，短期風險仍較低，但短期投資者在未來幾個交易日的大幅上漲時應限制追漲買進。此外，情緒指標大幅上漲，並逼近過度樂觀區域，因此市場可能會出現調整區間，但短期投資者情緒以當前走勢仍持樂觀。

大盤短期走勢仍為上漲。因此，我們建議短期投資者可以繼續利用調整的機會以增加股票比例和買進新股，尤其是短期投資者在未來幾個交易日的大幅上漲時應限制追漲買進。

請在 <https://ysradar.yuanta.com.vn/> 查看有關股票的信號。

We Create Fortune

技術分析圖



指數技術分析圖 VN-Index



指數技術分析圖 HNX-Index

指數	短期趨勢	中期趨勢	阻力區 1	阻力區 2	支撐區 1	支撐區 2
VN-Index	上漲	下跌	1393	1500	1310	1200
HNX-Index	上漲	下跌	470	500	300	180
VN30	上漲	下跌	1550	1570	1445	960
VNMidcaps	上漲	下跌	1,730	1800	1650	963
VNSmallcaps	上漲	下跌	1430	1450	1400	804

We Create Fortune

胡志明市交易所 (HSX)

	收盤	漲跌%
VNI	1249.76	0.66%
VN30	1269.83	0.30%
VN Mid	1702.12	1.10%
VN Small	1535.55	1.13%

河內交易所 (HSX)

	收盤	漲跌%
HNI	298.11	0.77%
HN30	545.92	1.34%
VNX AllSh	1248.54	0.59%

UPCOM 市場 (UPCoM)

	收盤	漲跌%
UPCoM	90.32	0.21%

外資交易	成交值 (BiL.VND)
買進	1625.58
賣出	973.64
買超/賣超	651.94

外資交易	成交值 (BiL.VND)
買進	6.91
賣出	7.53
買超/賣超	-0.62

外資交易	成交值 (BiL.VND)
買進	62.57
賣出	20.65
買超/賣超	41.92

上漲排名/ 股碼	漲跌(VND)	漲跌%
NKG	1350	6.98%
TVB	540	6.98%
VTO	540	6.97%
APG	490	6.96%
HNG	450	6.93%

上漲排名/ 股碼	漲跌(VND)	漲跌%
VC3	3500	9.92%
TVC	800	9.41%
APS	1300	8.55%
VGS	1100	6.40%
C69	600	5.83%

上漲排名/ 股碼	漲跌(VND)	漲跌%
TID	2802	6.52%
TVN	348	4.14%
SBS	373	3.93%
NTC	6573	3.75%
PVP	332	2.86%

下跌排名/ 股碼	漲跌(VND)	漲跌%
ROS	-220	-6.94%
FIR	-1000	-2.22%
MSH	-1000	-2.22%
AMD	-70	-2.15%
FLC	-130	-2.13%

下跌排名/ 股碼	漲跌(VND)	漲跌%
KLF	-100	-2.94%
SCG	-2100	-2.86%
HTP	-900	-2.31%
DVM	-400	-2.11%
AAV	-200	-2.02%

下跌排名/ 股碼	漲跌(VND)	漲跌%
DSC	-3601	-14.29%
SJG	-1557	-5.54%
AAS	-1023	-4.57%
NAB	-367	-2.53%
ACV	-1157	-1.32%

*備註: 市值>5,000 億盾; 成交值>15 億盾

市值排名/ 股碼	BiL.VND
VCB	373,396
VHM	272,148
VIC	254,008
GAS	207,089
BID	194,753

市值排名/ 股碼	BiL.VND
KSF	24,840
THD	20,475
IDC	20,295
NVB	16,036
BAB	13,828

市值排名/ 股碼	BiL.VND
ACV	190,775
BSR	75,227
MCH	66,859
VEA	59,773
GE2	34,300

交易量排名/ 股碼	成交值	30 日均
HPG	58,946,000	20,784,409
SHB	31,231,200	11,257,623
HNG	27,495,500	13,096,159
VND	27,344,800	22,908,955
NKG	26,031,500	8,668,223

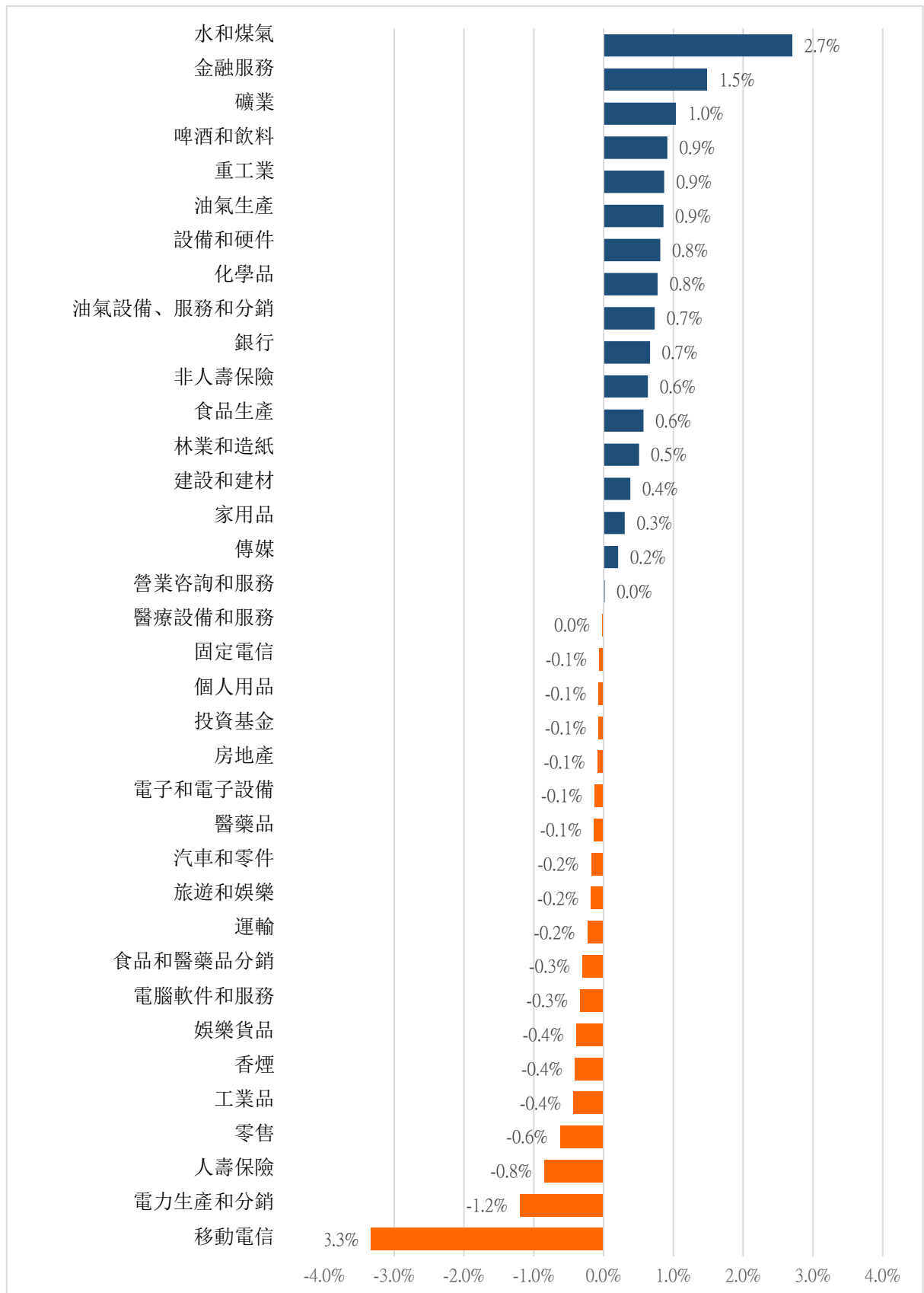
交易量排名/ 股碼	成交值	30 日均
SHS	13,962,679	11,420,252
PVS	6,845,206	6,270,197
CEO	5,611,420	5,898,338
HUT	4,816,130	3,680,649
IDC	4,271,165	2,067,223

交易量排 名/股碼	成交值	30 日均
BSR	7,028,623	11,506,647
SBS	6,348,518	2,086,776
AAS	3,752,107	94,358
VAB	2,457,649	223,279
VHG	2,375,665	2,393,063

資料源: Bloomberg & Yuanta Research

We Create Fortune

各行業板塊的交易走勢



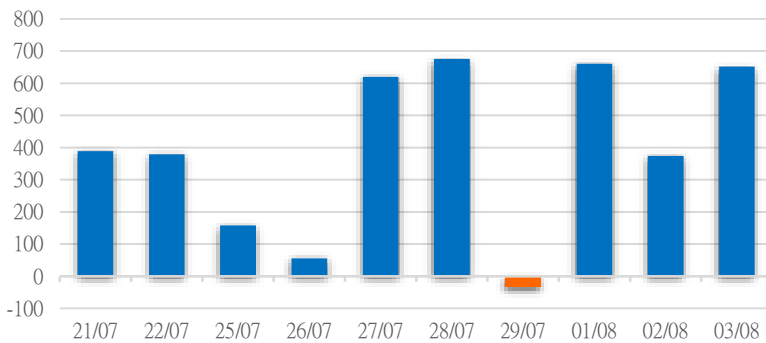
資料源:: FiinPro - YSVN



We Create Fortune

外資買進賣統計

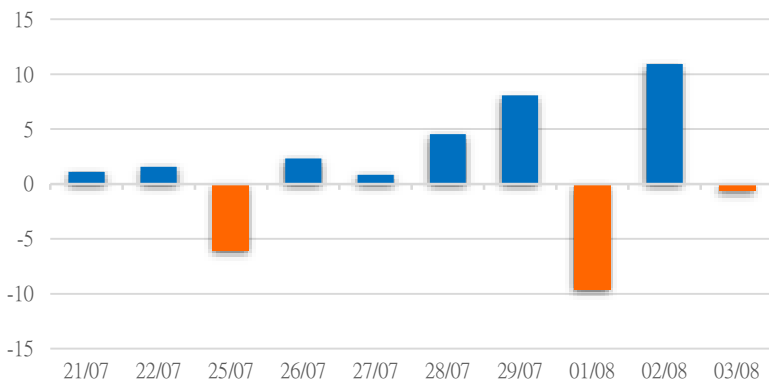
HSX 外資每日買/賣超



證券代碼	買超金額 (Mil.VND)	證券代碼	賣超金額 (Mil.VND)
HPG	174,716	FUEVFNVD	171,431
VCB	112,030	MSN	33,759
SSI	106,594	KBC	22,409
STB	96,710	TCH	16,208
CTG	56,302	NVL	14,504

HSX 外資買/賣超的前 5 名

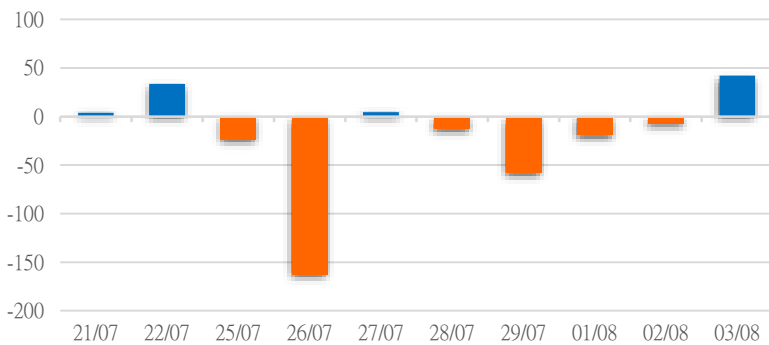
HNX 外資每日買/賣超



證券代碼	買超金額 (Mil.VND)	證券代碼	賣超金額 (Mil.VND)
TNG	4,195	PVS	1,984
IDC	710	SHS	973
TVC	374	TVD	908
VCS	224	NVB	876
ICG	187	PGS	343

HNX 外資買/賣超的前 5 名

UPCOM 外資每日買/賣超



證券代碼	買超金額 (Mil.VND)	證券代碼	賣超金額 (Mil.VND)
ACV	51,382	BSR	6,799
LTG	3,651	QTP	5,085
MPC	624	QNS	1,113
MCH	390	AMS	1,102
VEA	284	CSI	684

UPCOM 外資買/賣超的前 5 名

源: FiinPro - YSVN

We Create Fortune

自營統計

證券代碼	買超金額 (Mil.VND)	證券代碼	賣超金額 (Mil.VND)
FUEVFNVD	165,855	TCB	152,907
POW	20,745	ACB	48,062
E1VFN30	19,021	NVL	39,176
GAS	13,911	REE	38,792
DXG	13,412	STB	38,334

HSX 自營交易最大前名

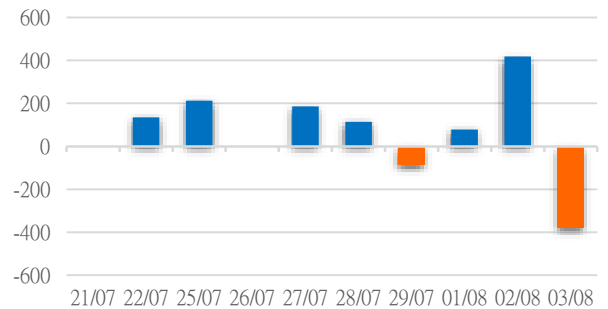
證券代碼	買超金額 (Mil.VND)	證券代碼	賣超金額 (Mil.VND)
LIG	0.86	NBW	100
IPA	0.82		
SHS	0.24		
KVC	0.00		

HNX 自營交易最大前名

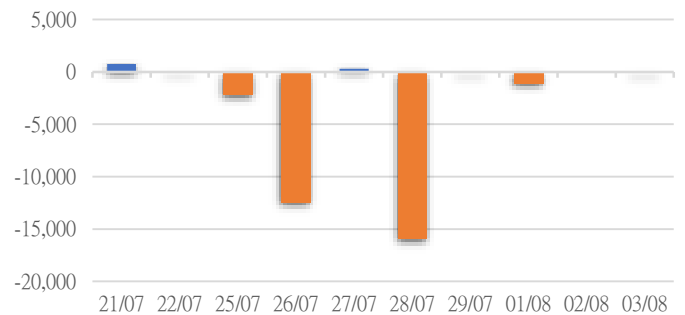
證券代碼	買超金額 (Mil.VND)	證券代碼	賣超金額 (Mil.VND)
C4G	6,447	BSR	2,470
MSR	742	TBR	16

UPCoM 自營交易最大前名

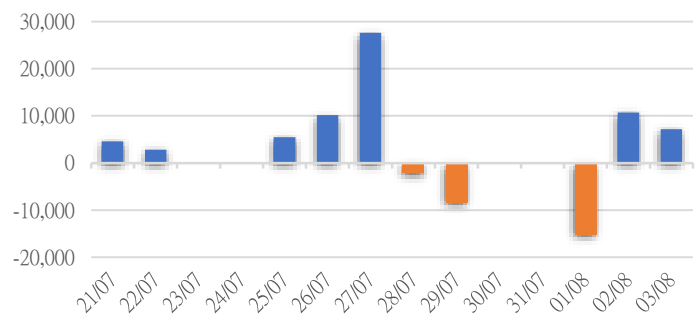
HSX 自營交易每日買/賣超
(Bil.VND)



HNX 自營交易每日買/賣超
(Mil.VND)



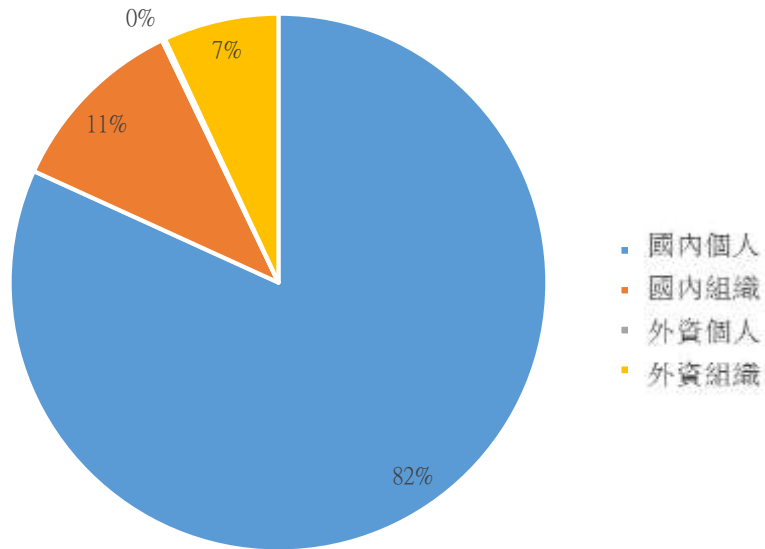
UPCoM 自營交易每日買/賣超
(Mil.VND)





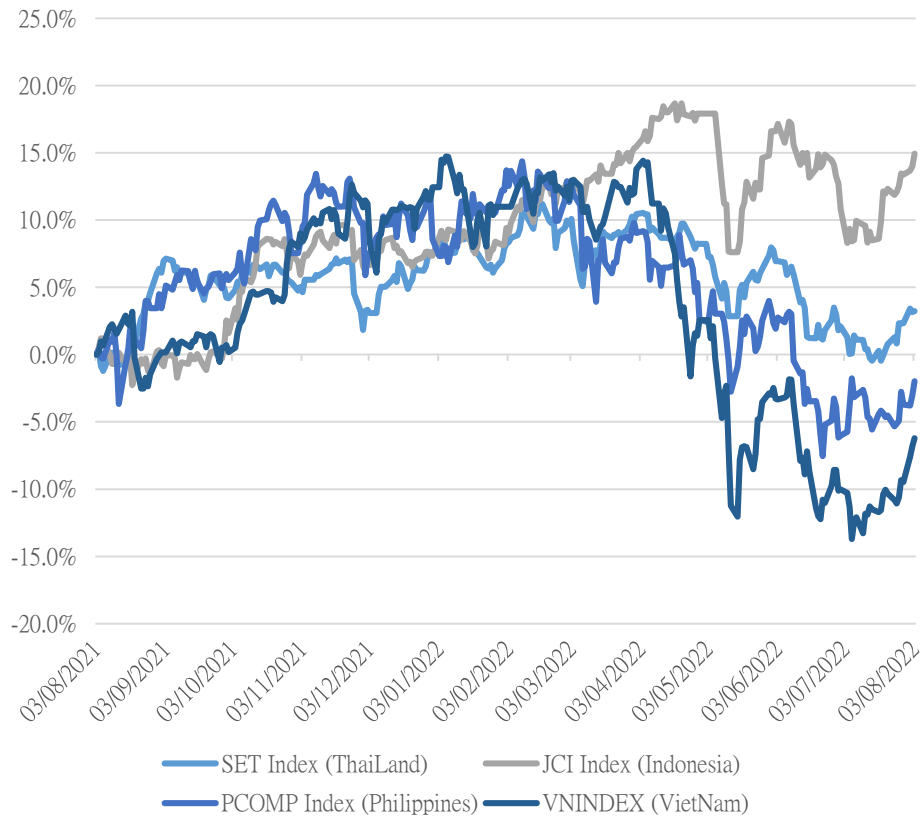
We Create **Fortune**

越南證券市場投資人類別統計



資料源: FiinPro - YSVN

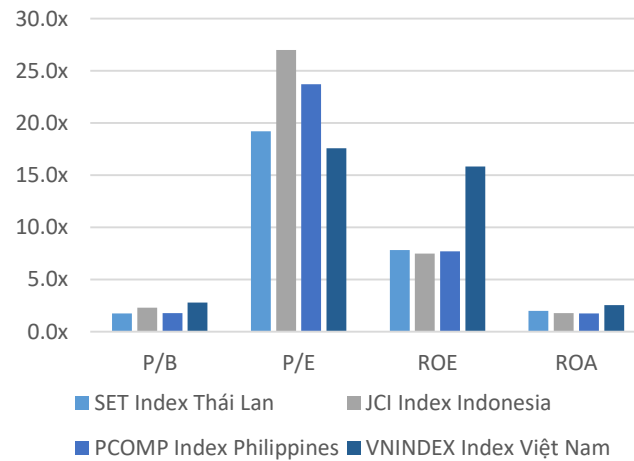
東南亞主要市場走勢比較



東南亞主要市場數據

		Thailand	Indonesia	Philippines	Vietnam
P/B		1.6x	2.1x	1.6x	2.1x
P/E		16.9x	15.50	18.3x	13.4x
ROE	%	9.21	13.25	9.03	15.56
ROA	%	2.34	3.34	2.03	2.53
Vốn hóa	Tỷ USD	529.49	614.15	159.21	209.49
GTGD	Triệu USD	2.12	0.91	0.07	0.65
LS cổ tức	%	2.77	2.56	2.03	1.52

源: Bloomberg & YSVN





We Create Fortune

元大證券（越南）公司

個人客戶分析部

Nguyễn Thế Minh
研究分析經理
+84 28 3622 6868 ext 3826
minh.nguyen@yuanta.com.vn

Lý Thị Hiền
研究分析主管
+84 28 3622 6868 ext 3908
hien.ly@yuanta.com.vn

Quách Đức Khánh
研究分析副主管
+84 28 3622 6868 ext 3833
khanh.quach@yuanta.com.vn

Khổng Hữu Hiệp
高級分析專員
+84 28 3622 6868 ext 3912
hiep.khong@yuanta.com.vn

Nguyễn Trịnh Ngọc Hồng
高級分析專員
+84 28 3622 6868 ext 3832
hong.nguyen@yuanta.com.vn

Phạm Tấn Phát
高級分析專員
+84 28 3622 6868 ext 3880
phat.pham@yuanta.com.vn

個人客戶業務部

Phạm Đắc Thành
北部分行經理
+84 28 3622 6868 ext 3416
thanh.pham@yuanta.com.vn

Võ Thị Thu Thủy
平陽分行經理
+84 28 3622 6868 ext 3505
thuy.vo@yuanta.com.vn

Lương Kỳ Ty
堤岸分行經理
+84 28 3622 6868 ext 3653
ty.luong@yuanta.com.vn

Bùi Quốc Phong
同奈分行經理
+84 28 3622 6868 ext 3701
phong.bui@yuanta.com.vn

Võ Đình Tuấn
峴港分行經理
+84 28 3622 6868 ext 3301
tuan.vo@yuanta.com.vn

Nguyễn Việt Quang
河內分行經理
+84 28 3622 6868 ext 3404
quang.nguyen@yuanta.com.vn

Đinh Thị Thu Cúc
頭頓分行經理
+84 28 3622 6868 ext 3203
cuc.dinh@yuanta.com.vn

Appendix A: Important Disclosures

Analyst Certification

Each research analyst primarily responsible for the content of this research report, in whole or in part, certifies that with respect to each security or issuer that the analyst covered in this report: (1) all of the views expressed accurately reflect his or her personal views about those securities or issuers; and (2) no part of his or her compensation was, is, or will be, directly or indirectly, related to the specific recommendations or views expressed by that research analyst in the research report.

Ratings Definitions

BUY: We have a positive outlook on the stock based on our expected absolute or relative return over the investment period. Our thesis is based on our analysis of the company's outlook, financial performance, catalysts, valuation and risk profile. We recommend investors add to their position.

HOLD-Outperform: In our view, the stock's fundamentals are relatively more attractive than peers at the current price. Our thesis is based on our analysis of the company's outlook, financial performance, catalysts, valuation and risk profile.

HOLD-Underperform: In our view, the stock's fundamentals are relatively less attractive than peers at the current price. Our thesis is based on our analysis of the company's outlook, financial performance, catalysts, valuation and risk profile.

SELL: We have a negative outlook on the stock based on our expected absolute or relative return over the investment period. Our thesis is based on our analysis of the company's outlook, financial performance, catalysts, valuation and risk profile. We recommend investors reduce their position.

Under Review: We actively follow the company, although our estimates, rating and target price are under review.

Restricted: The rating and target price have been suspended temporarily to comply with applicable regulations and/or Yuanta policies.

Note: Yuanta research coverage with a Target Price is based on an investment period of 12 months. Greater China Discovery Series coverage does not have a formal 12 month Target Price and the recommendation is based on an investment period specified by the analyst in the report.

Global Disclaimer

© 2018 Yuanta. All rights reserved. The information in this report has been compiled from sources we believe to be reliable, but we do not hold ourselves responsible for its completeness or accuracy. It is not an offer to sell or solicitation of an offer to buy any securities. All opinions and estimates included in this report constitute our judgment as of this date and are subject to change without notice.

This report provides general information only. Neither the information nor any opinion expressed herein constitutes an offer or invitation to make an offer to buy or sell securities or other investments. This material is prepared for general circulation to clients and is not intended to provide tailored investment advice and does not take into account the individual financial situation and objectives of any specific person who may receive this report. Investors should seek financial advice regarding the appropriateness of investing in any securities, investments or investment strategies discussed or recommended in this report. The information contained in this report has been compiled from sources believed to be reliable but no representation or warranty, express or implied, is made as to its accuracy, completeness or correctness. This report is not (and should not be construed as) a solicitation to act as securities broker or dealer in any jurisdiction by any person or company that is not legally permitted to carry on such business in that jurisdiction.

Yuanta research is distributed in the United States only to Major U.S. Institutional Investors (as defined in Rule 15a-6 under the Securities Exchange Act of 1934, as amended and SEC staff interpretations thereof). All transactions by a US person in the securities mentioned in this report must be effected through a registered broker-dealer under Section 15 of the Securities Exchange Act of 1934, as amended. Yuanta research is distributed in Taiwan by Yuanta Securities Investment Consulting. Yuanta research is distributed in Hong Kong by Yuanta Securities (Hong Kong) Co. Limited, which is licensed in Hong Kong by the Securities and Futures Commission for regulated activities, including Type 4 regulated activity (advising on securities). In Hong Kong, this research report may not be redistributed, retransmitted or disclosed, in whole or in part or and any form or manner, without the express written