

當日市場：現金流流入證券、油氣、房地產股

2022/08/08

市場走勢

市場指數	VNI	HNI	UPCOM
收盤	1,252.74	299.90	91.32
%日	-0.11%	0.73%	0.51%
%週	3.85%	3.91%	1.91%
%月	6.05%	7.90%	4.74%
%年	-6.90%	-7.85%	3.86%
成交值(Bil.VND)			
當日	15,549	1,694	1,052
日均量/週	16,626	1,834	982
日均量/月	12,745	1,415	863
外資進出			
買進	1,234.35	8.34	11.36
賣出	1,538.21	11.11	24.02
買賣超	-303.86	-2.76	-12.66
市場漲跌家數			
上漲	188	112	248
下跌	148	84	181
持平	85	152	474
市場指標			
P/E	13.30	16.07	14.78
總市值 (兆盾)	5,015	349	1,246
股息殖利率	1.39%	3.73%	4.28%

資料源: Bloomberg - YSVN

VNINDEX



HNIINDEX



市場走勢

上週最後一個交易日，指數出現分化階段，VN-Index 收跌 0.11%，止於 1,252.74 點，HNX-Index 上漲 0.73%，Upcom-Index 上漲 0.51%。3 大市場的交易額達到 16 兆 640 億越南盾。

證券、房地產和油氣是本週最後一個交易日的 3 個突出板塊，許多股票大幅上漲，如 VND (+3.8%)、SSI (+5.1%)、VIX (+6.7%)、PVD (+6.6%)、MBS (+5.9%) 等也是本週最後一個交易日在 HOSE 上的交易量領先。NVL (+3.1%) 也在連續第 2 個交易日大幅上漲的亮點。另一方面，MSN (-3.2%)、HPG (-1.5%)、VJC (-2.1%) 錄得顯著調整的走勢。

在 HNX 上，SHS (+2.1%)、CEO (+4.6%)、PVS (+2.5%) 的積極上漲幫助指數在本週最後一個交易日大幅上漲。

外資在當日賣超超過 3,190 億越南盾。HPG (4,530 億)、AGG (2,000 億)、MSN (660 億) 被拋售最多的股票。另一邊，SSI (1,510 億)、E1VFN30 (710 億)、NVL (450 億) 在買超方面領先。

市場短期觀點

我們認為市場可能會在本週首個交易日回歸上漲趨勢，VN-Index 可能會重新測試 1,260 - 1,285 點的阻力位。同時，成交量維持在高位，但在近三個交易日均出現走弱的跡象，顯示投資者對指數上漲至強勁阻力位持謹慎情緒。最突出的特點是中小型股比大型股吸引更好的現金流，我們預計這兩股票在未來幾個交易日可能會更大幅上漲。此外，短期情緒指標持續上漲，顯示投資者情緒對市場走勢仍持樂觀情緒，但情緒指標正在逼近過度樂觀區間，顯示市場可能會繼續出現震盪的階段。

大盤短期走勢仍為上漲。因此，我們建議短期投資者可以停止買進新股，並等待下週調整時積累更多股票，或者在當前水平執行獲利回吐的策略，並等待調整區間買進。

從周線圖來看，中期風險繼續下跌，中期情緒指標逐漸復甦。但中期趨勢仍然是下跌。因此，我們建議中期投資者可以在下個交易周繼續停止拋售和觀察市場的走勢。

請在 <https://ysradar.yuanta.com.vn/> 查看有關股票的信號。

We Create Fortune

技術分析圖



指數技術分析圖 VN-Index



指數技術分析圖 HNX-Index

指數	短期趨勢	中期趨勢	阻力區 1	阻力區 2	支撐區 1	支撐區 2
VN-Index	上漲	下跌	1393	1500	1310	1200
HNX-Index	上漲	下跌	470	500	300	180
VN30	上漲	下跌	1550	1570	1445	960
VNMidcaps	上漲	下跌	1,730	1800	1650	963
VNSmallcaps	上漲	下跌	1430	1450	1400	804

We Create Fortune

胡志明市交易所 (HSX)

	收盤	漲跌%
VNI	1252.74	-0.11%
VN30	1272.06	-0.44%
VN Mid	1706.3	0.60%
VN Small	1550.76	1.00%

河內交易所 (HSX)

	收盤	漲跌%
HNI	299.9	0.73%
HN30	552.13	1.09%
VNX AllSh	1251.8	-0.04%

UPCOM 市場 (UPCoM)

	收盤	漲跌%
UPCoM	91.32	0.51%

外資交易	成交值 (BiL.VND)
買進	1234.35
賣出	1538.21
買超/賣超	-303.86

外資交易	成交值 (BiL.VND)
買進	8.34
賣出	11.11
買超/賣超	-2.76

外資交易	成交值 (BiL.VND)
買進	11.36
賣出	24.02
買超/賣超	-12.66

上漲排名/股碼	漲跌(VND)	漲跌%
APG	540	6.99%
ITC	900	6.87%
VIX	800	6.67%
ABS	850	6.64%
DC4	650	6.53%

上漲排名/股碼	漲跌(VND)	漲跌%
VC3	3400	7.98%
DL1	500	7.58%
L18	2300	7.08%
MBS	1400	5.93%
CEO	1500	4.57%

上漲排名/股碼	漲跌(VND)	漲跌%
PVX	476	13.60%
SIP	4971	3.84%
VFS	630	3.50%
BMS	266	2.74%
VHG	107	2.61%

下跌排名/股碼	漲跌(VND)	漲跌%
SCS	-74500	-45.99%
MSN	-3400	-3.15%
PVD	-500	-2.88%
TNA	-300	-2.80%
TNA	-300	-2.80%

下跌排名/股碼	漲跌(VND)	漲跌%
DVM	-400	-2.14%
NBC	-300	-1.82%
C69	-200	-1.74%
TIG	-200	-1.37%
THD	-500	-0.85%

下跌排名/股碼	漲跌(VND)	漲跌%
PRT	-731	-4.69%
AAS	-701	-3.22%
MSR	-460	-2.20%
PAT	-3049	-2.15%
VAB	-187	-1.82%

*備註: 市值>5,000 億盾; 成交值>15 億盾

市值排名/股碼	BiL.VND
VCB	390,433
VHM	274,325
VIC	253,245
GAS	208,621
BID	198,800

市值排名/股碼	BiL.VND
KSF	24,390
IDC	21,252
THD	20,650
NVB	15,980
BAB	13,746

市值排名/股碼	BiL.VND
ACV	187,087
BSR	75,804
MCH	68,109
VEA	59,950
GE2	32,056

交易量排名/股碼	成交值	30 日均
NVT	56,949,440	33,383
HPG	42,536,671	24,396,300
SSI	28,994,000	20,650,778
VND	28,980,600	23,380,226
POW	25,259,000	11,270,730

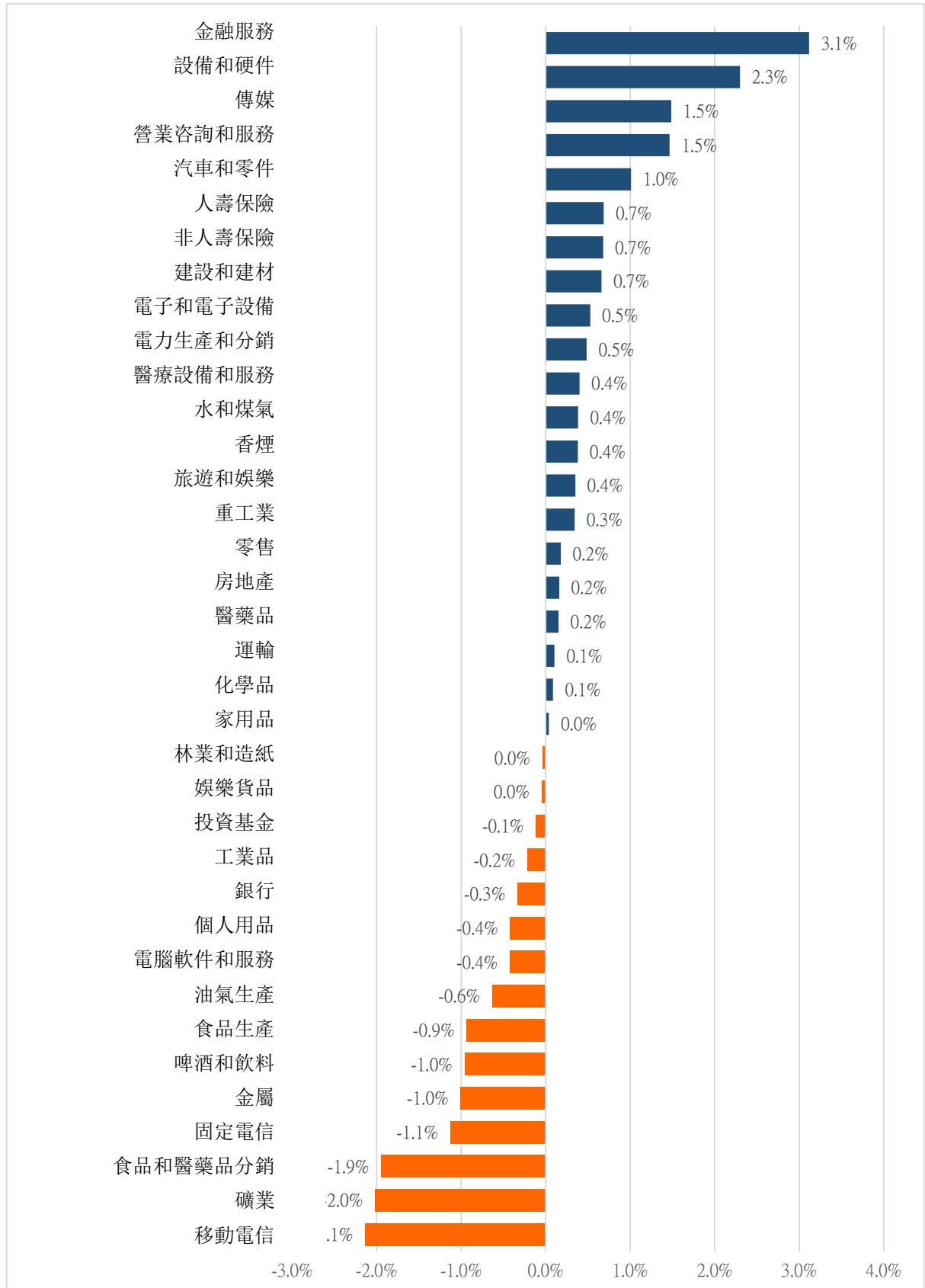
交易量排名/股碼	成交值	30 日均
SHS	15,622,325	12,496,453
PVS	10,274,284	6,561,732
CEO	7,458,566	6,288,093
AMV	6,346,464	1,832,867
MBS	3,165,666	1,605,914

交易量排名/股碼	成交值	30 日均
BSR	14,661,686	11,443,929
VHG	5,906,900	2,524,910
SBS	4,826,038	2,490,037
DCS	3,685,156	503,654
ACM	3,053,441	657,272

資料源: Bloomberg & Yuanta Research

We Create Fortune

各行業板塊的交易走勢

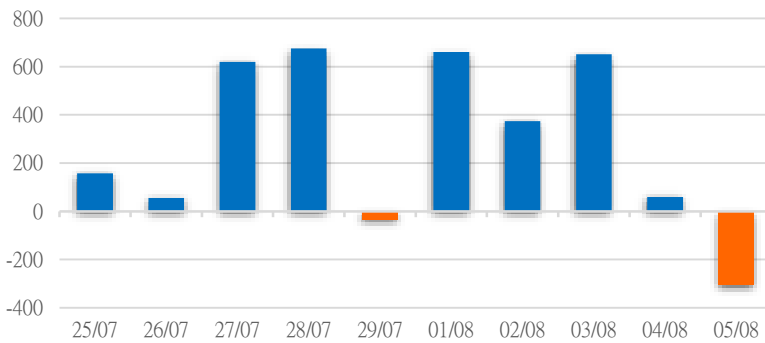


資料源: FiinPro - YSVN

We Create Fortune

外資買進賣統計

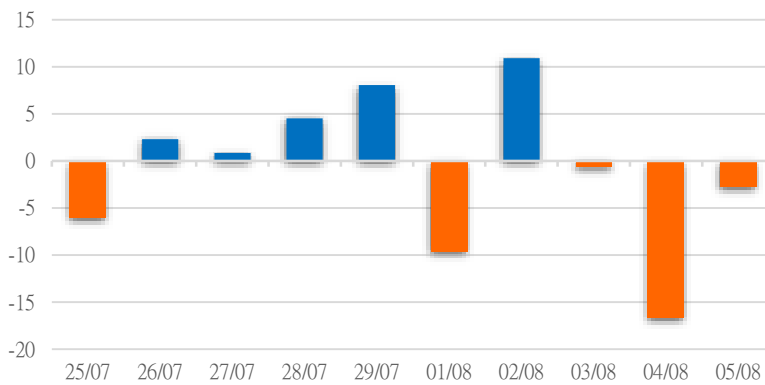
HSX 外資每日買/賣超



證券代碼	買超金額 (Mil.VND)	證券代碼	賣超金額 (Mil.VND)
SSI	150,790	HPG	452,887
E1VFN30	71,280	AGG	200,474
NVL	45,707	MSN	66,269
FUESSVFL	25,369	VJC	29,946
VRE	22,530	VNM	27,715

HSX 外資買/賣超的前 5 名

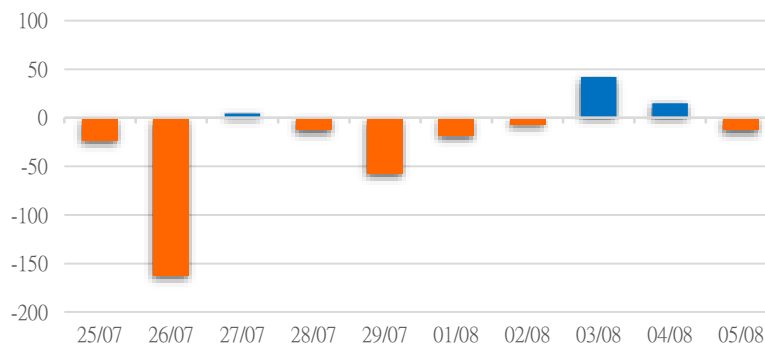
HNX 外資每日買/賣超



證券代碼	買超金額 (Mil.VND)	證券代碼	賣超金額 (Mil.VND)
TNG	3,063	PVS	8,605
SHS	2,213	DP3	316
IDC	995	VNF	137
PVG	153	API	97
TA9	121	IVS	75

HNX 外資買/賣超的前 5 名

UPCOM 外資每日買/賣超



證券代碼	買超金額 (Mil.VND)	證券代碼	賣超金額 (Mil.VND)
LTG	4,781	BSR	13,377
MPC	2,654	QNS	7,350
VEA	338	GND	81
AAS	165	PVY	59
CSI	150	SIP	41

UPCOM 外資買/賣超的前 5 名

源: FiinPro - YSVN

We Create Fortune

自營統計

證券代碼	買超金額 (Mil.VND)	證券代碼	賣超金額 (Mil.VND)
MSN	28,928	E1VFN30	101,371
FUEVFNVD	27,552	FUESSVFL	30,771
NVL	20,738	VCB	12,780
HPG	18,970	MWG	8,481
POW	18,505	FPT	8,034

HSX 自營交易最大前名

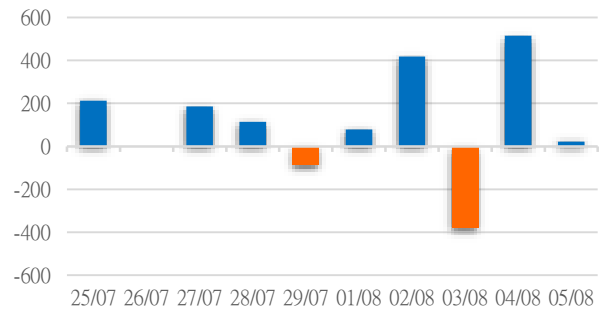
證券代碼	買超金額 (Mil.VND)	證券代碼	賣超金額 (Mil.VND)
PVS	4,724.00	NBW	33
TIG	0.20	LIG	4

HNX 自營交易最大前名

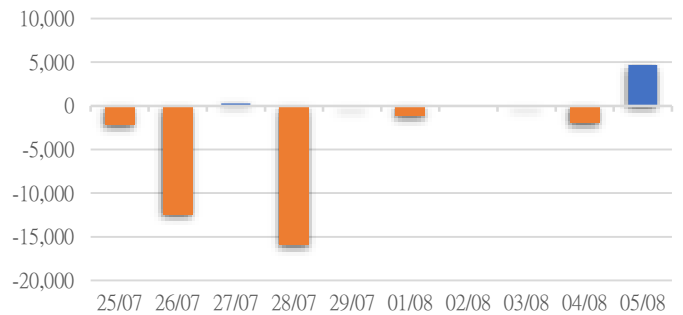
證券代碼	買超金額 (Mil.VND)	證券代碼	賣超金額 (Mil.VND)
C4G	6,429		
VTP	2,011		
PXS	8		

UPCoM 自營交易最大前名

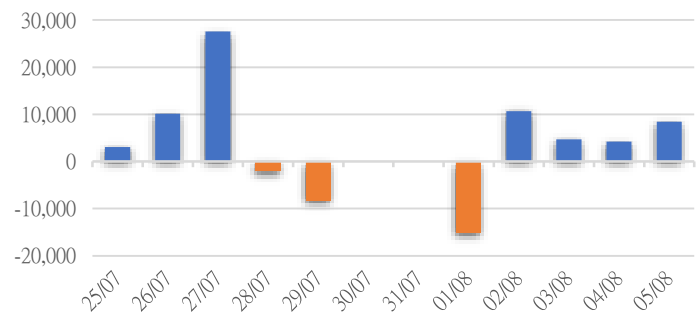
HSX 自營交易每日買/賣超
(Bil.VND)



HNX 自營交易每日買/賣超
(Mil.VND)

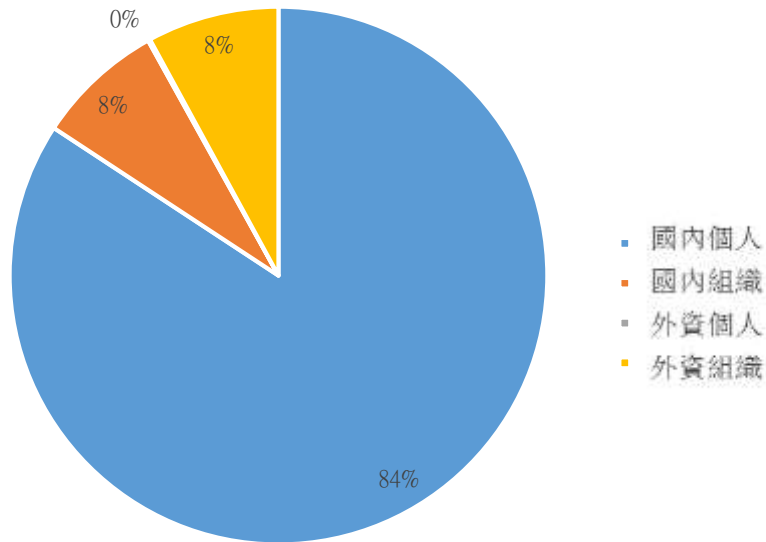


UPCoM 自營交易每日買/賣超
(Mil.VND)



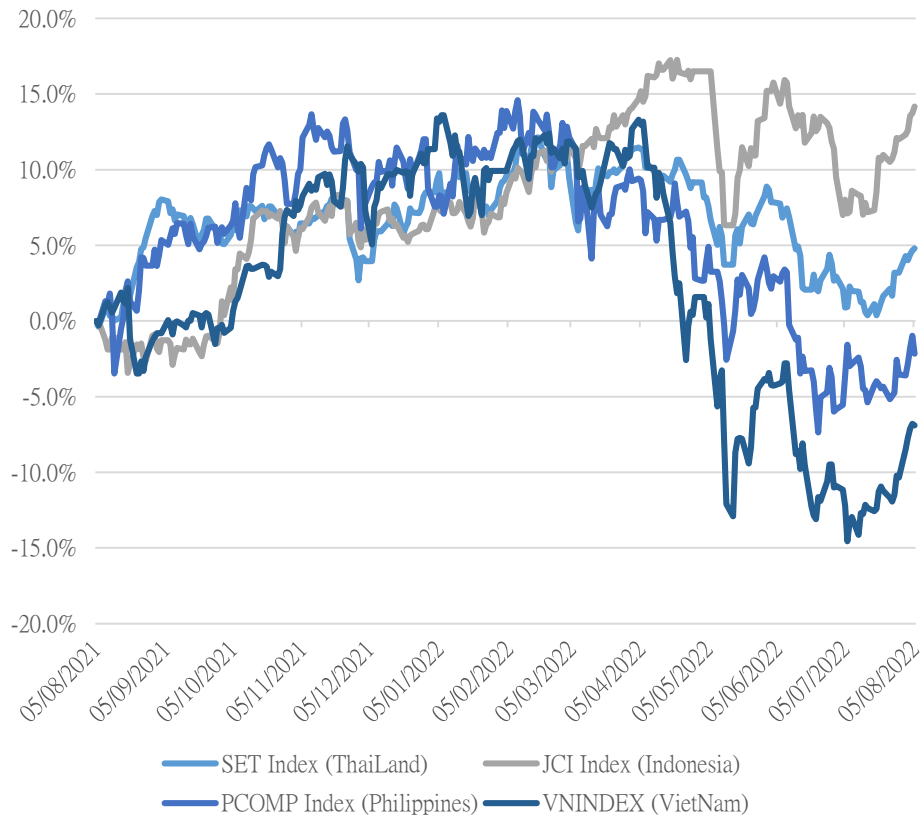
We Create Fortune

越南證券市場投資人類別統計



資料源: FiinPro - YSVN

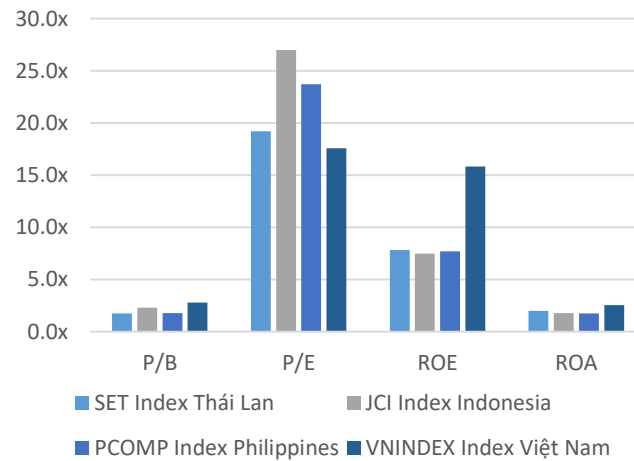
東南亞主要市場走勢比較



東南亞主要市場數據

		Thailand	Indonesia	Philippines	Vietnam
P/B		1.6x	2.2x	1.6x	2.1x
P/E		17.1x	15.54	18.1x	13.4x
ROE	%	9.21	13.25	9.11	15.53
ROA	%	2.34	3.34	2.05	2.52
Vốn hóa	Tỷ USD	539.34	620.33	163.87	212.98
GTGD	Triệu USD	1.77	0.84	0.08	0.64
LS cổ tức	%	2.74	2.52	2.01	1.46

源: Bloomberg & YSVN





We Create Fortune

元大證券（越南）公司

個人客戶分析部

Nguyễn Thế Minh
研究分析經理
+84 28 3622 6868 ext 3826
minh.nguyen@yuanta.com.vn

Lý Thị Hiền
研究分析主管
+84 28 3622 6868 ext 3908
hien.ly@yuanta.com.vn

Quách Đức Khánh
研究分析副主管
+84 28 3622 6868 ext 3833
khanh.quach@yuanta.com.vn

Khổng Hữu Hiệp
高級分析專員
+84 28 3622 6868 ext 3912
hiep.khong@yuanta.com.vn

Nguyễn Trịnh Ngọc Hồng
高級分析專員
+84 28 3622 6868 ext 3832
hong.nguyen@yuanta.com.vn

Phạm Tấn Phát
高級分析專員
+84 28 3622 6868 ext 3880
phat.pham@yuanta.com.vn

個人客戶業務部

Phạm Đắc Thành
北部分行經理
+84 28 3622 6868 ext 3416
thanh.pham@yuanta.com.vn

Võ Thị Thu Thủy
平陽分行經理
+84 28 3622 6868 ext 3505
thuy.vo@yuanta.com.vn

Lương Kỳ Ty
堤岸分行經理
+84 28 3622 6868 ext 3653
ty.luong@yuanta.com.vn

Bùi Quốc Phong
同奈分行經理
+84 28 3622 6868 ext 3701
phong.bui@yuanta.com.vn

Võ Đình Tuấn
峴港分行經理
+84 28 3622 6868 ext 3301
tuan.vo@yuanta.com.vn

Nguyễn Việt Quang
河內分行經理
+84 28 3622 6868 ext 3404
quang.nguyen@yuanta.com.vn

Đinh Thị Thu Cúc
頭頓分行經理
+84 28 3622 6868 ext 3203
cuc.dinh@yuanta.com.vn

Appendix A: Important Disclosures

Analyst Certification

Each research analyst primarily responsible for the content of this research report, in whole or in part, certifies that with respect to each security or issuer that the analyst covered in this report: (1) all of the views expressed accurately reflect his or her personal views about those securities or issuers; and (2) no part of his or her compensation was, is, or will be, directly or indirectly, related to the specific recommendations or views expressed by that research analyst in the research report.

Ratings Definitions

BUY: We have a positive outlook on the stock based on our expected absolute or relative return over the investment period. Our thesis is based on our analysis of the company's outlook, financial performance, catalysts, valuation and risk profile. We recommend investors add to their position.

HOLD-Outperform: In our view, the stock's fundamentals are relatively more attractive than peers at the current price. Our thesis is based on our analysis of the company's outlook, financial performance, catalysts, valuation and risk profile.

HOLD-Underperform: In our view, the stock's fundamentals are relatively less attractive than peers at the current price. Our thesis is based on our analysis of the company's outlook, financial performance, catalysts, valuation and risk profile.

SELL: We have a negative outlook on the stock based on our expected absolute or relative return over the investment period. Our thesis is based on our analysis of the company's outlook, financial performance, catalysts, valuation and risk profile. We recommend investors reduce their position.

Under Review: We actively follow the company, although our estimates, rating and target price are under review.

Restricted: The rating and target price have been suspended temporarily to comply with applicable regulations and/or Yuanta policies.

Note: Yuanta research coverage with a Target Price is based on an investment period of 12 months. Greater China Discovery Series coverage does not have a formal 12 month Target Price and the recommendation is based on an investment period specified by the analyst in the report.

Global Disclaimer

© 2018 Yuanta. All rights reserved. The information in this report has been compiled from sources we believe to be reliable, but we do not hold ourselves responsible for its completeness or accuracy. It is not an offer to sell or solicitation of an offer to buy any securities. All opinions and estimates included in this report constitute our judgment as of this date and are subject to change without notice.

This report provides general information only. Neither the information nor any opinion expressed herein constitutes an offer or invitation to make an offer to buy or sell securities or other investments. This material is prepared for general circulation to clients and is not intended to provide tailored investment advice and does not take into account the individual financial situation and objectives of any specific person who may receive this report. Investors should seek financial advice regarding the appropriateness of investing in any securities, investments or investment strategies discussed or recommended in this report. The information contained in this report has been compiled from sources believed to be reliable but no representation or warranty, express or implied, is made as to its accuracy, completeness or correctness. This report is not (and should not be construed as) a solicitation to act as securities broker or dealer in any jurisdiction by any person or company that is not legally permitted to carry on such business in that jurisdiction.

Yuanta research is distributed in the United States only to Major U.S. Institutional Investors (as defined in Rule 15a-6 under the Securities Exchange Act of 1934, as amended and SEC staff interpretations thereof). All transactions by a US person in the securities mentioned in this report must be effected through a registered broker-dealer under Section 15 of the Securities Exchange Act of 1934, as amended. Yuanta research is distributed in Taiwan by Yuanta Securities Investment Consulting. Yuanta research is distributed in Hong Kong by Yuanta Securities (Hong Kong) Co. Limited, which is licensed in Hong Kong by the Securities and Futures Commission for regulated activities, including Type 4 regulated activity (advising on securities). In Hong Kong, this research report may not be redistributed, retransmitted or disclosed, in whole or in part or and any form or manner, without the express written