


市場走勢

市場指數	VNI	HNI	UPCOM
收盤	1,258.85	301.41	92.86
%日	0.17%	0.03%	0.58%
%週	1.39%	1.88%	3.03%
%月	7.47%	8.50%	6.78%
%年	-7.43%	-8.85%	3.89%
成交值(Bil.VND)			
當日	15,951	1,659	823
日均量/週	16,365	1,781	912
日均量/月	13,265	1,506	874
外資進出			
買進	729.24	1.17	18.83
賣出	799.48	1.97	15.02
買賣超	-70.24	-0.81	3.80
市場漲跌家數			
上漲	231	122	187
下跌	128	72	136
持平	62	154	580
市場指標			
P/E	13.34	15.45	14.88
總市值 (兆盾)	5,025	353	1,256
股息殖利率	1.42%	3.72%	4.26%

資料源: Bloomberg - YSVN

VNINDEX



HNIINDEX



市場走勢

大盤的漲勢延續至連續第 7 個交易日。其中，VN-Index 收於 1,258.85 點，上漲 0.17%，而 HNX-Index 上漲 0.03%，Upcom-Index 上漲 0.58%。3 大市場的交易額達到 16 兆 6,640 億越南盾。

HPG (+2.1%)、NVL (+1.8%)、VIC (+1.1%)、VPB (+0.8%) 在藍籌股中錄得良好的漲幅。值得關注的是，當日的 HPG 在流動性方面處於領先地位。盤中出現賣盤，但賣盤相當輕微，僅有 VCB (-1.5%)、VHM (-1%)、PLX (-0.9%) 在 VN30-Index 中的跌幅最大。

中小型股在 TCD (+7%)、BCG (+5.2%)、LDG (+4.7%)、SCR (+3.3%) 大幅上漲。

外資在當日賣超超過 670 億越南盾。HPG (990 億)、VHM (230 億)、VNM (230 億) 被拋售最多的股票。另一方面，HDB (470 億)、SSI (360 億)、NLG (290 億) 在買超方面領先。

市場短期觀點

我們認為市場可能在下個交易日調整，VN-Index 可能重新測試 1,229 點的支撐位。同時，市場仍處於積極劇烈波動期，短期調整壓力有增加的跡象，因此 VN-Index 在未來幾個交易日可能會出現強勁調整。但我們關注到這種調整在短期內尚未對整體市場的趨勢造成重大風險。此外，短期情緒指標也接近過度樂觀區域，因此在短期內的 VN-Index 可能無法突破 1,260-1,285 點的阻力位。大盤短期走勢仍為上漲。因此，我們建議短期投資者可以繼續在投資組合中保持較高比例的股票，但短期投資者應在未來幾個交易日限制追漲買進，並應等待調整後買進。

請在 <https://ysradar.yuanta.com.vn/> 查看有關股票的信號。

We Create Fortune

技術分析圖



指數技術分析圖 VN-Index



指數技術分析圖 HNX-Index

指數	短期趨勢	中期趨勢	阻力區 1	阻力區 2	支撐區 1	支撐區 2
VN-Index	上漲	下跌	1393	1500	1310	1200
HNX-Index	上漲	下跌	470	500	300	180
VN30	上漲	下跌	1550	1570	1445	960
VNMidcaps	上漲	下跌	1,730	1800	1650	963
VNSmallcaps	上漲	下跌	1430	1450	1400	804

We Create Fortune

胡志明市交易所 (HSX)

	收盤	漲跌%
VNI	1258.85	0.17%
VN30	1281.44	0.37%
VN Mid	1718.33	0.28%
VN Small	1574.43	0.59%

河內交易所 (HSX)

	收盤	漲跌%
HNI	301.41	0.03%
HN30	554.52	0.05%
VNX AllSh	1261.72	0.37%

UPCOM 市場 (UPCoM)

	收盤	漲跌%
UPCoM	92.86	0.58%

外資交易	成交值 (BiL.VND)
買進	729.24
賣出	799.48
買超/賣超	-70.24

外資交易	成交值 (BiL.VND)
買進	1.17
賣出	1.97
買超/賣超	-0.81

外資交易	成交值 (BiL.VND)
買進	18.83
賣出	15.02
買超/賣超	3.80

上漲排名/股碼	漲跌(VND)	漲跌%
PTL	420	6.99%
TCD	900	6.98%
SAM	900	6.90%
TDC	1150	6.74%
OGC	800	6.67%

上漲排名/股碼	漲跌(VND)	漲跌%
NBC	1100	6.71%
ART	300	5.77%
TVD	800	5.06%
TIG	700	5.00%
L14	5400	4.80%

上漲排名/股碼	漲跌(VND)	漲跌%
RGC	3421	14.14%
KLB	2668	10.63%
VNB	1115	8.45%
DRI	744	6.15%
MCH	4478	4.56%

下跌排名/股碼	漲跌(VND)	漲跌%
ROS	-130	-4.98%
DC4	-550	-4.91%
DBC	-1300	-4.85%
STK	-2200	-4.53%
ITC	-450	-3.02%

下跌排名/股碼	漲跌(VND)	漲跌%
PSI	-200	-2.13%
TNG	-500	-1.73%
PVC	-300	-1.63%
PVS	-400	-1.60%
TAR	-400	-1.55%

下跌排名/股碼	漲跌(VND)	漲跌%
CSI	-2925	-3.13%
DGT	-291	-1.88%
SBS	-153	-1.46%
TCI	-133	-1.27%
BVB	-76	-0.54%

*備註: 市值>5,000 億盾; 成交值>15 億盾

市值排名/股碼	BiL.VND
VCB	388,066
VHM	267,794
VIC	246,380
GAS	212,448
BID	196,271

市值排名/股碼	BiL.VND
KSF	25,200
THD	20,580
IDC	20,460
NVB	15,869
BAB	13,909

市值排名/股碼	BiL.VND
ACV	188,994
BSR	76,995
MCH	70,341
VEA	59,934
MVN	34,097

交易量排名/股碼	成交值	30 日均
HPG	51,496,300	25,853,052
ROS	35,500,100	5,045,562
SHB	28,995,907	13,210,100
VND	21,898,700	23,195,619
VPB	21,694,200	10,701,681

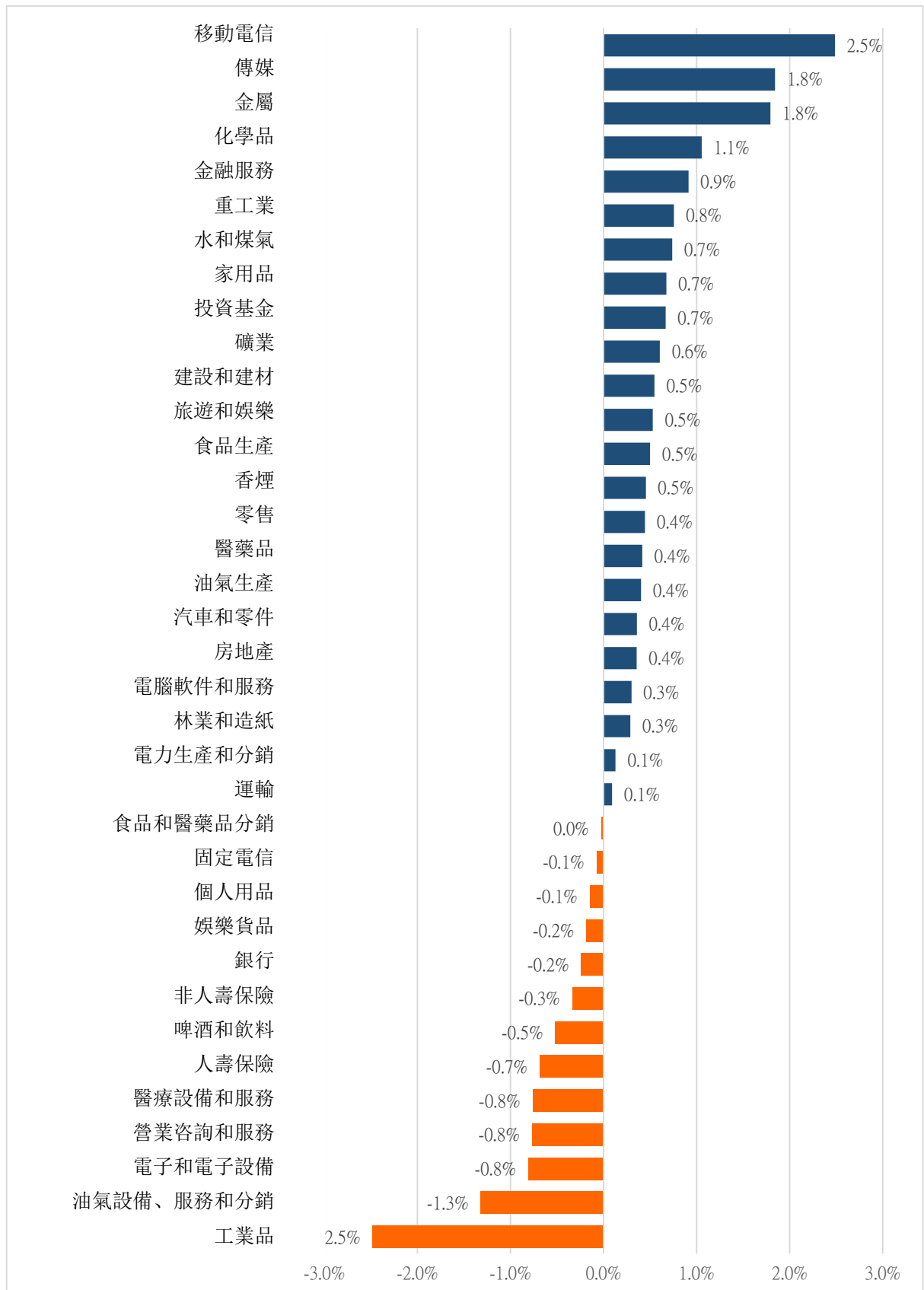
交易量排名/股碼	成交值	30 日均
SHS	12,486,934	13,137,791
PVS	6,968,806	6,505,855
AMV	6,828,620	2,158,013
KLF	6,720,718	2,138,923
CEO	5,381,640	6,518,348

交易量排名/股碼	成交值	30 日均
BSR	6,276,516	10,513,099
PAS	3,537,117	1,477,343
SBS	3,404,154	2,722,691
VHG	2,476,400	2,667,205
VGT	2,043,054	875,657

資料源: Bloomberg & Yuanta Research

We Create Fortune

各行業板塊的交易走勢

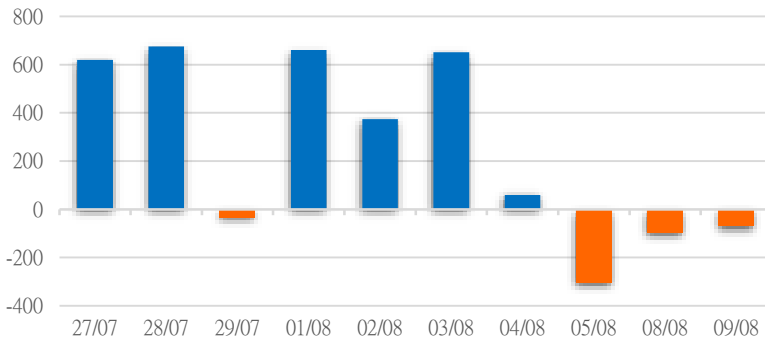


資料源: FiinPro - YSVN

We Create Fortune

外資買進賣統計

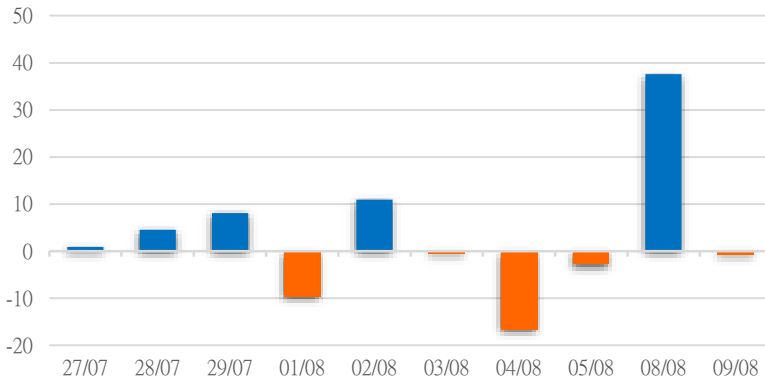
HSX 外資每日買/賣超



證券代碼	買超金額 (Mil.VND)	證券代碼	賣超金額 (Mil.VND)
HDB	46,875	HPG	98,870
SSI	35,953	VHM	23,311
NLG	29,137	VNM	23,278
FUESSVFL	23,604	DXG	22,655
HDG	17,154	LHG	22,488

HSX 外資買/賣超的前 5 名

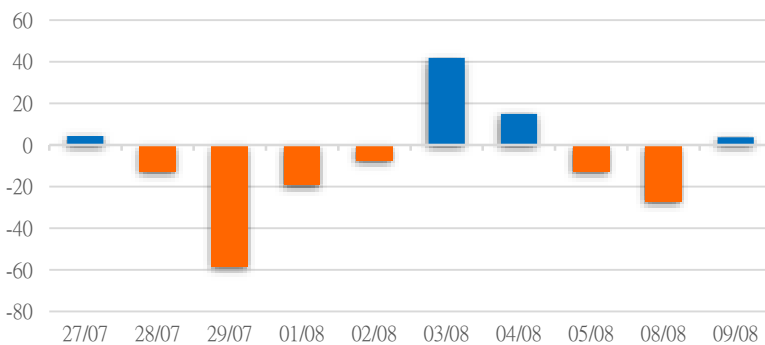
HNX 外資每日買/賣超



證券代碼	買超金額 (Mil.VND)	證券代碼	賣超金額 (Mil.VND)
SHS	279	DP3	450
HHG	126	KLF	235
PVS	73	INN	137
HGM	57	MBS	102
VCS	47	DST	92

HNX 外資買/賣超的前 5 名

UPCOM 外資每日買/賣超



證券代碼	買超金額 (Mil.VND)	證券代碼	賣超金額 (Mil.VND)
VEA	3,298	QNS	6,190
LTG	3,014	VCR	1,676
MCH	2,243	BSR	663
MPC	2,202	FTM	392
CSI	1,333	AMS	249

UPCOM 外資買/賣超的前 5 名

源: FiinPro - YSVN

We Create Fortune

自營統計

證券代碼	買超金額 (Mil.VND)	證券代碼	賣超金額 (Mil.VND)
VPB	24,630	FPT	32,571
VND	21,719	PNJ	24,267
FUEVFNVD	21,697	FUESSVFL	23,163
TCD	18,175	MWG	9,730
NVL	13,932	VCB	8,403

HSX 自營交易最大前名

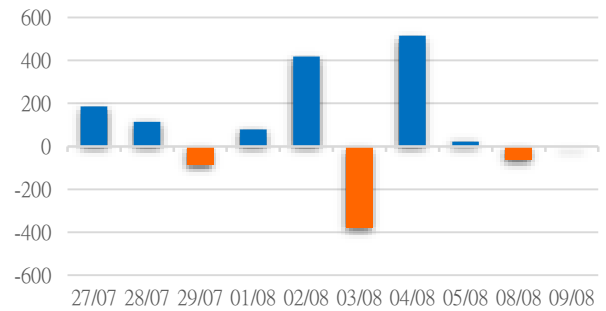
證券代碼	買超金額 (Mil.VND)	證券代碼	賣超金額 (Mil.VND)
TNG	3,692.61	GKM	560
SHS	0.27		
LIG	0.13		

HNX 自營交易最大前名

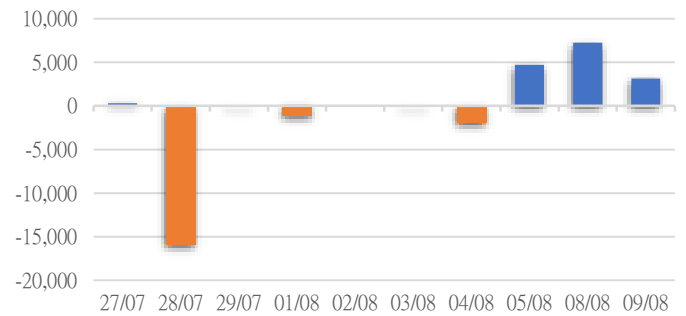
證券代碼	買超金額 (Mil.VND)	證券代碼	賣超金額 (Mil.VND)
QTP	1,523		
MSR	411		
FOX	390		

UPCoM 自營交易最大前名

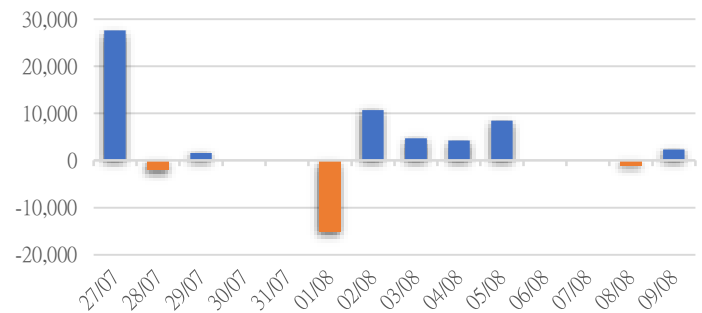
HSX 自營交易每日買/賣超 (Bil.VND)



HNX 自營交易每日買/賣超 (Mil.VND)

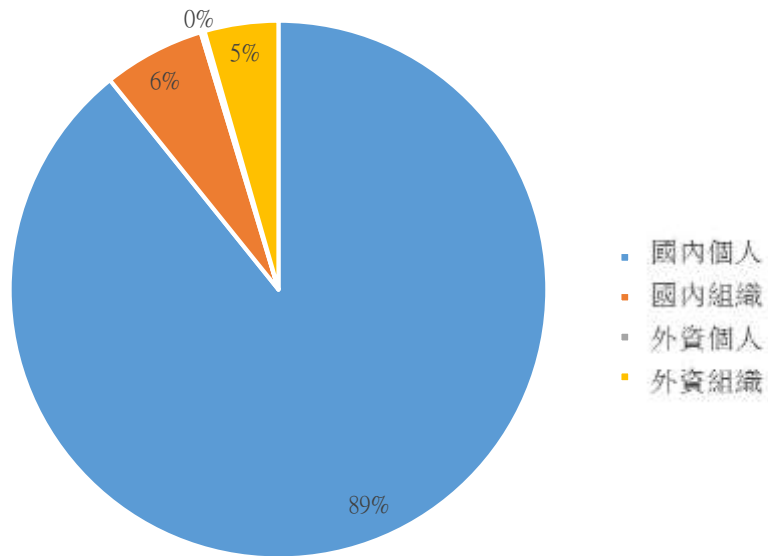


UPCoM 自營交易每日買/賣超 (Mil.VND)



We Create Fortune

越南證券市場投資人類別統計

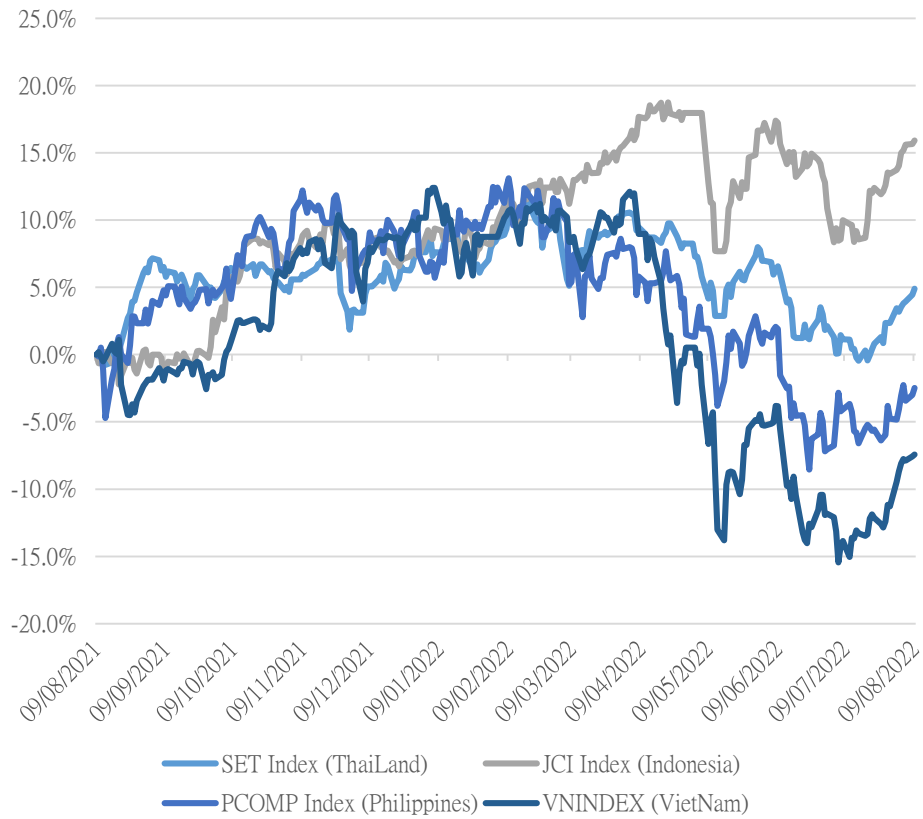


資料源: FiinPro - YSVN



We Create Fortune

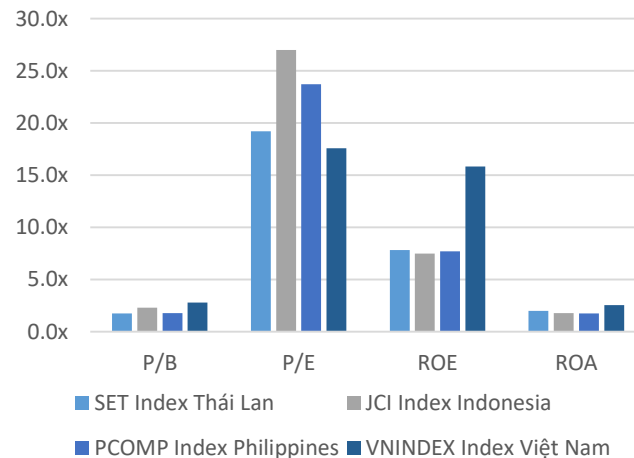
東南亞主要市場走勢比較



東南亞主要市場數據

		Thailand	Indonesia	Philippines	Vietnam
P/B		1.6x	2.2x	1.6x	2.1x
P/E		16.9x	15.50	18.1x	13.4x
ROE	%	9.25	13.29	9.38	15.53
ROA	%	2.35	3.36	2.09	2.52
Vốn hóa	Tỷ USD	537.14	622.99	160.82	212.82
GTGD	Triệu USD	1.52	0.83	0.17	0.57
LS cổ tức	%	2.75	2.53	2.00	1.45

源: Bloomberg & YSVN





We Create Fortune

元大證券（越南）公司

個人客戶分析部

Nguyễn Thế Minh

研究分析經理

+84 28 3622 6868 ext 3826

minh.nguyen@yuanta.com.vn

Lý Thị Hiền

研究分析主管

+84 28 3622 6868 ext 3908

hien.ly@yuanta.com.vn

Quách Đức Khánh

研究分析副主管

+84 28 3622 6868 ext 3833

khanh.quach@yuanta.com.vn

Khổng Hữu Hiệp

高級分析專員

+84 28 3622 6868 ext 3912

hiep.khong@yuanta.com.vn

Nguyễn Trịnh Ngọc Hồng

高級分析專員

+84 28 3622 6868 ext 3832

hong.nguyen@yuanta.com.vn

Phạm Tấn Phát

高級分析專員

+84 28 3622 6868 ext 3880

phat.pham@yuanta.com.vn

個人客戶業務部

Phạm Đắc Thành

北部分行經理

+84 28 3622 6868 ext 3416

thanh.pham@yuanta.com.vn

Võ Thị Thu Thủy

平陽分行經理

+84 28 3622 6868 ext 3505

thuy.vo@yuanta.com.vn

Lương Kỳ Ty

堤岸分行經理

+84 28 3622 6868 ext 3653

ty.luong@yuanta.com.vn

Bùi Quốc Phong

同奈分行經理

+84 28 3622 6868 ext 3701

phong.bui@yuanta.com.vn

Võ Đình Tuấn

峴港分行經理

+84 28 3622 6868 ext 3301

tuan.vo@yuanta.com.vn

Nguyễn Việt Quang

河內分行經理

+84 28 3622 6868 ext 3404

quang.nguyen@yuanta.com.vn

Đinh Thị Thu Cúc

頭頓分行經理

+84 28 3622 6868 ext 3203

cuc.dinh@yuanta.com.vn

Appendix A: Important Disclosures

Analyst Certification

Each research analyst primarily responsible for the content of this research report, in whole or in part, certifies that with respect to each security or issuer that the analyst covered in this report: (1) all of the views expressed accurately reflect his or her personal views about those securities or issuers; and (2) no part of his or her compensation was, is, or will be, directly or indirectly, related to the specific recommendations or views expressed by that research analyst in the research report.

Ratings Definitions

BUY: We have a positive outlook on the stock based on our expected absolute or relative return over the investment period. Our thesis is based on our analysis of the company's outlook, financial performance, catalysts, valuation and risk profile. We recommend investors add to their position.

HOLD-Outperform: In our view, the stock's fundamentals are relatively more attractive than peers at the current price. Our thesis is based on our analysis of the company's outlook, financial performance, catalysts, valuation and risk profile.

HOLD-Underperform: In our view, the stock's fundamentals are relatively less attractive than peers at the current price. Our thesis is based on our analysis of the company's outlook, financial performance, catalysts, valuation and risk profile.

SELL: We have a negative outlook on the stock based on our expected absolute or relative return over the investment period. Our thesis is based on our analysis of the company's outlook, financial performance, catalysts, valuation and risk profile. We recommend investors reduce their position.

Under Review: We actively follow the company, although our estimates, rating and target price are under review.

Restricted: The rating and target price have been suspended temporarily to comply with applicable regulations and/or Yuanta policies.

Note: Yuanta research coverage with a Target Price is based on an investment period of 12 months. Greater China Discovery Series coverage does not have a formal 12 month Target Price and the recommendation is based on an investment period specified by the analyst in the report.

Global Disclaimer

© 2018 Yuanta. All rights reserved. The information in this report has been compiled from sources we believe to be reliable, but we do not hold ourselves responsible for its completeness or accuracy. It is not an offer to sell or solicitation of an offer to buy any securities. All opinions and estimates included in this report constitute our judgment as of this date and are subject to change without notice.

This report provides general information only. Neither the information nor any opinion expressed herein constitutes an offer or invitation to make an offer to buy or sell securities or other investments. This material is prepared for general circulation to clients and is not intended to provide tailored investment advice and does not take into account the individual financial situation and objectives of any specific person who may receive this report. Investors should seek financial advice regarding the appropriateness of investing in any securities, investments or investment strategies discussed or recommended in this report. The information contained in this report has been compiled from sources believed to be reliable but no representation or warranty, express or implied, is made as to its accuracy, completeness or correctness. This report is not (and should not be construed as) a solicitation to act as securities broker or dealer in any jurisdiction by any person or company that is not legally permitted to carry on such business in that jurisdiction.

Yuanta research is distributed in the United States only to Major U.S. Institutional Investors (as defined in Rule 15a-6 under the Securities Exchange Act of 1934, as amended and SEC staff interpretations thereof). All transactions by a US person in the securities mentioned in this report must be effected through a registered broker-dealer under Section 15 of the Securities Exchange Act of 1934, as amended. Yuanta research is distributed in Taiwan by Yuanta Securities Investment Consulting. Yuanta research is distributed in Hong Kong by Yuanta Securities (Hong Kong) Co. Limited, which is licensed in Hong Kong by the Securities and Futures Commission for regulated activities, including Type 4 regulated activity (advising on securities). In Hong Kong, this research report may not be redistributed, retransmitted or disclosed, in whole or in part or and any form or manner, without the express written