

當日市場：大型股的拋售壓力


2022/08/11

市場走勢

市場指數	VNI	HNI	UPCOM
收盤	1,256.50	303.54	93.11
%日	0.17%	0.03%	0.58%
%週	1.39%	1.88%	3.03%
%月	7.47%	8.50%	6.78%
%年	-7.43%	-8.85%	3.89%
成交值(Bil.VND)			
當日	14,376	1,993	858
日均量/週	16,365	1,781	912
日均量/月	13,265	1,506	874
外資進出			
買進	623.64	19.15	5.70
賣出	573.24	8.39	19.09
買賣超	50.41	10.77	-13.39
市場漲跌家數			
上漲	174	94	176
下跌	182	89	142
持平	65	165	585
市場指標			
P/E	13.36	15.46	15.02
總市值 (兆盾)	5,033	354	1,267
股息殖利率	1.41%	3.72%	4.24%

資料源: Bloomberg - YSVN

VNINDEX



HNIINDEX



市場走勢

當日盤中的指數處於分化的走勢。其中，VN-Index 在連續第二個交易日在窄幅波動，收於 1,256.5 點，下跌 0.19%，而 HNX-Index 上漲 0.71%，Upcom-Index 上漲 0.27%。3 大市場的交易額達到 15 兆 1,960 億越南盾。

VN30-Index 下跌 0.33%，有 24 檔下跌股和 6 檔上漲股，顯示當日的賣壓佔主導地位。STB、TPB、HPG、BVH、GAS 領跌，但跌幅均低於 2%。另一方面，KDH (+1%)、SAB (+1%)、VHM (+0.7%)、VNM (+0.7%) 逆市上漲。

在行業方面，在 Thu Thiem 地區重新開標的消息傳出後，當日的房地產股大幅上漲。CII、NBB、DXG 等錄得強勁的漲幅。此外，HNG (+2.4%)、PVD (+5.6%) 等其他中型股也錄得積極上漲。外資在當日買超超過 470 億越南盾。FUESSVFL (340 億)、FUEVFNND (260 億)、HDB (260 億) 在買超方面領先。另一方面，VNM (130 億)、DPM (110 億)、LHG (90 億) 被拋售最多的股票。

市場短期觀點

我們認為市場可能會繼續調整，VN-Index 可能會在下個交易日重新測試 1,229 點。同時，積極點是成交量減少，顯示拋壓不太大，在短期內的調整可能不會出現負面的跡象。此外，情緒指標繼續上漲，並接近過度樂觀區域，因此投資者在新買行動中應謹慎。

大盤短期走勢仍為上漲。因此，我們建議短期投資者在現階段可能會繼續持有較高的股票比例，並限制新買；在接下來的調整中優先觀察並等待買進。

請在 <https://ysradar.yuanta.com.vn/> 查看有關股票的信號。

We Create Fortune

技術分析圖



指數技術分析圖 VN-Index



指數技術分析圖 HNX-Index

指數	短期趨勢	中期趨勢	阻力區 1	阻力區 2	支撐區 1	支撐區 2
VN-Index	上漲	下跌	1393	1500	1310	1200
HNX-Index	上漲	下跌	470	500	300	180
VN30	上漲	下跌	1550	1570	1445	960
VNMidcaps	上漲	下跌	1,730	1800	1650	963
VNSmallcaps	上漲	下跌	1430	1450	1400	804

We Create Fortune

胡志明市交易所 (HSX)

	收盤	漲跌%
VNI	1256.5	0.17%
VN30	1277.15	0.37%
VN Mid	1717.59	0.28%
VN Small	1579.81	0.59%

河內交易所 (HSX)

	收盤	漲跌%
HNI	303.54	0.03%
HN30	559.12	0.05%
VNX AllSh	1259.22	0.37%

UPCOM 市場 (UPCoM)

	收盤	漲跌%
UPCoM	93.11	0.58%

外資交易	成交值 (BiL.VND)
買進	623.64
賣出	573.24
買超/賣超	50.41

外資交易	成交值 (BiL.VND)
買進	19.15
賣出	8.39
買超/賣超	10.77

外資交易	成交值 (BiL.VND)
買進	5.70
賣出	19.09
買超/賣超	-13.39

上漲排名/ 股碼	漲跌(VND)	漲跌%
NBB	1300	6.88%
CII	1450	6.87%
DXS	1200	6.80%
IJC	1400	6.76%
TDC	1150	6.32%

上漲排名/ 股碼	漲跌(VND)	漲跌%
DNP	2200	9.13%
VC3	2900	6.47%
AAV	600	6.25%
KLF	200	6.06%
NRC	900	5.73%

上漲排名/ 股碼	漲跌(VND)	漲跌%
G36	489	4.61%
CLX	684	3.64%
ODE	1718	3.38%
VFS	408	2.13%
VAB	206	2.02%

下跌排名/ 股碼	漲跌(VND)	漲跌%
HAG	-350	-2.90%
DCM	-950	-2.85%
DPM	-1200	-2.46%
MSH	-1050	-2.23%
VOS	-400	-2.17%

下跌排名/ 股碼	漲跌(VND)	漲跌%
EVS	-1000	-3.57%
AMV	-200	-2.22%
LAS	-300	-2.13%
TVC	-200	-2.04%
VC2	-500	-1.96%

下跌排名/ 股碼	漲跌(VND)	漲跌%
VNB	-714	-4.99%
AAS	-342	-1.64%
PAT	-1794	-1.30%
TVN	-114	-1.24%
DDV	-196	-1.00%

*備註: 市值>5,000 億盾; 成交值>15 億盾

市值排名/ 股碼	BiL.VND
VCB	382,387
VHM	265,181
VIC	249,050
GAS	214,362
BID	195,512

市值排名/ 股碼	BiL.VND
KSF	24,900
THD	20,650
IDC	20,493
NVB	15,925
BAB	13,828

市值排名/ 股碼	BiL.VND
ACV	188,759
BSR	77,885
MCH	73,577
VEA	61,211
MVN	33,977

交易量排名/ 股碼	成交值	30 日均
SHB	33,762,662	13,252,314
HPG	30,124,400	26,869,850
HAG	22,021,700	22,436,823
VND	21,196,600	23,134,464
HNG	18,435,000	15,349,314

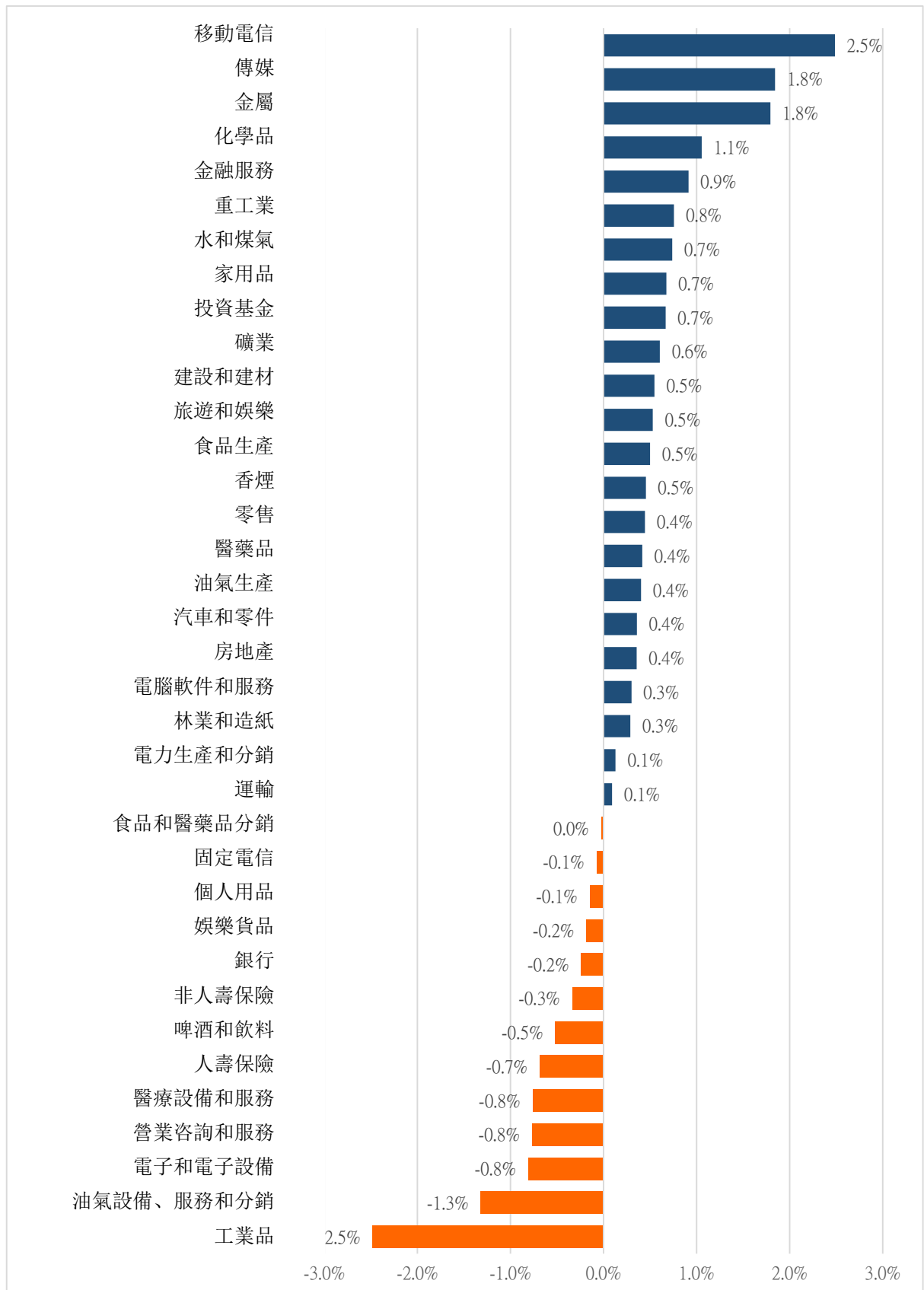
交易量排名/ 股碼	成交值	30 日均
PVS	11,288,063	6,526,898
SHS	11,029,123	13,107,296
CEO	9,837,969	6,466,679
HUT	7,756,093	4,076,777
KLF	6,017,306	2,347,186

交易量排 名/股碼	成交值	30 日均
BSR	9,519,207	10,310,527
VHG	3,097,544	2,658,532
SBS	2,501,315	2,753,666
QNS	2,238,952	211,947
FTM	2,006,821	625,091

資料源: Bloomberg & Yuanta Research

We Create Fortune

各行業板塊的交易走勢

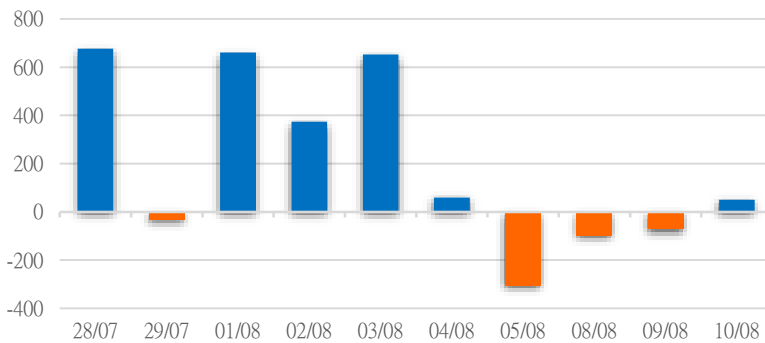


資料源: FiinPro - YSVN

We Create Fortune

外資買進賣統計

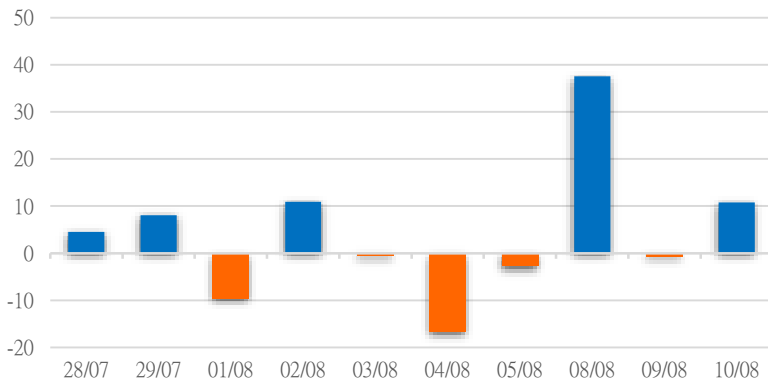
HSX 外資每日買/賣超



證券代碼	買超金額 (Mil.VND)	證券代碼	賣超金額 (Mil.VND)
FUESSVFL	33,963	VNM	13,334
FUEVFNVD	26,335	DPM	11,120
HDB	26,314	LHG	9,153
PVD	11,463	VND	7,972
NLG	10,228	HNG	7,308

HSX 外資買/賣超的前 5 名

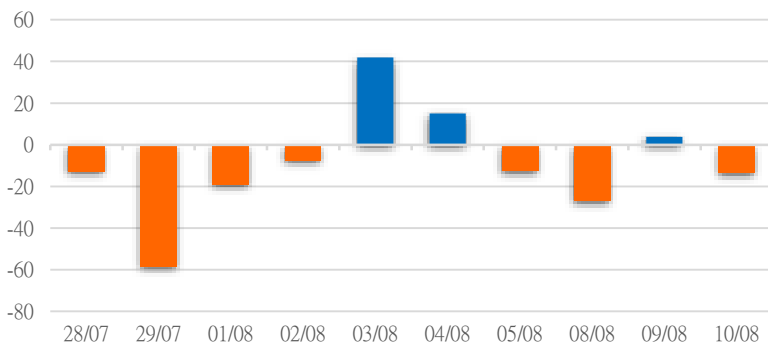
HNX 外資每日買/賣超



證券代碼	買超金額 (Mil.VND)	證券代碼	賣超金額 (Mil.VND)
IDC	13,448	VCS	4,641
TNG	2,327	NVB	1,739
THD	576	PGS	568
VIG	489	VNR	520
PVI	473	PVS	338

HNX 外資買/賣超的前 5 名

UPCOM 外資每日買/賣超



證券代碼	買超金額 (Mil.VND)	證券代碼	賣超金額 (Mil.VND)
LTG	1,760	BSR	7,591
AAS	548	QNS	6,652
MPC	346	MCH	2,050
CSI	216	ACV	148
CHS	209	BTD	124

UPCOM 外資買/賣超的前 5 名

源: FiinPro - YSVN

We Create Fortune

自營統計

證券代碼	買超金額 (Mil.VND)	證券代碼	賣超金額 (Mil.VND)
NLG	19,807	FUEVFNVD	37,457
VNM	6,756	FUESSVFL	35,098
TCB	4,533	DXG	10,808
POW	3,993	VPB	6,748
DPG	3,898	STB	6,728

HSX 自營交易最大前名

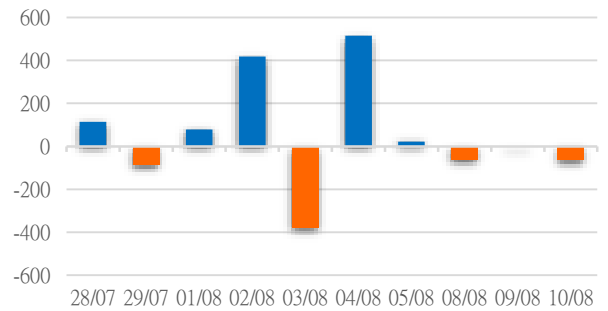
證券代碼	買超金額 (Mil.VND)	證券代碼	賣超金額 (Mil.VND)
GKM	143.16		
TNG	9.22		
IPA	2.50		
VC2	1.33		
TIG	0.81		

HNX 自營交易最大前名

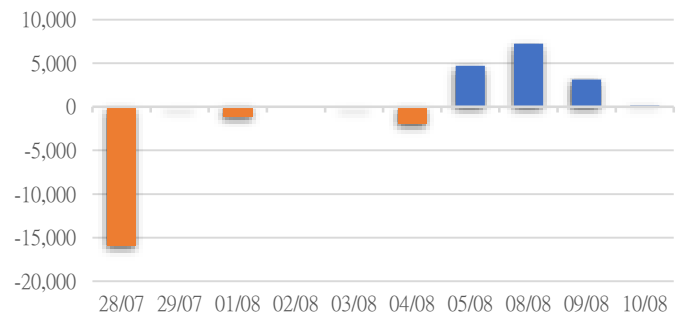
證券代碼	買超金額 (Mil.VND)	證券代碼	賣超金額 (Mil.VND)
MCH	2,210		
QTP	656		

UPCoM 自營交易最大前名

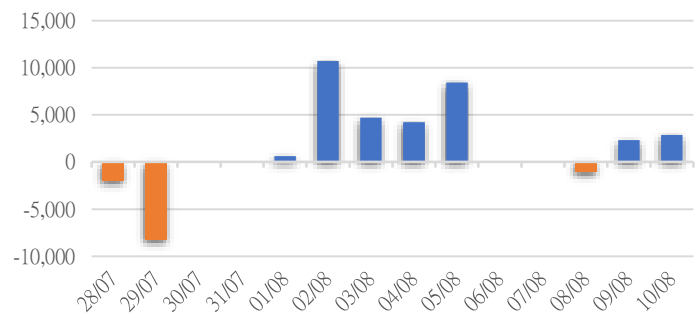
HSX 自營交易每日買/賣超
(Bil.VND)



HNX 自營交易每日買/賣超
(Mil.VND)



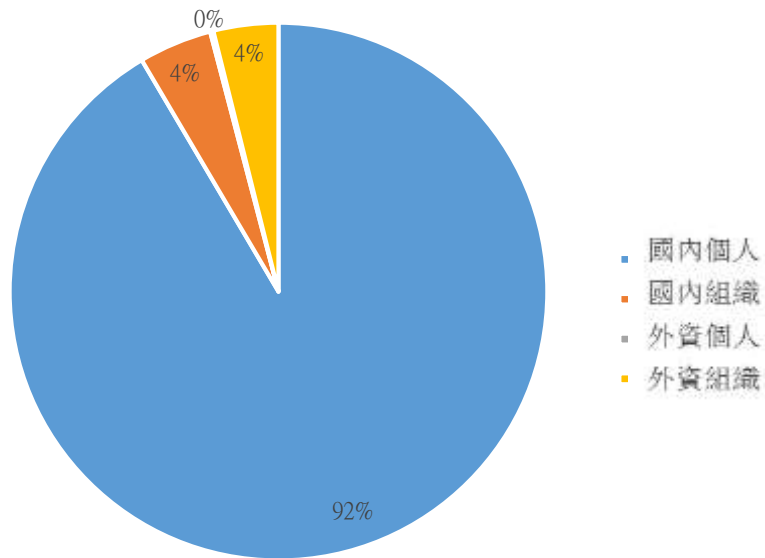
UPCoM 自營交易每日買/賣超
(Mil.VND)





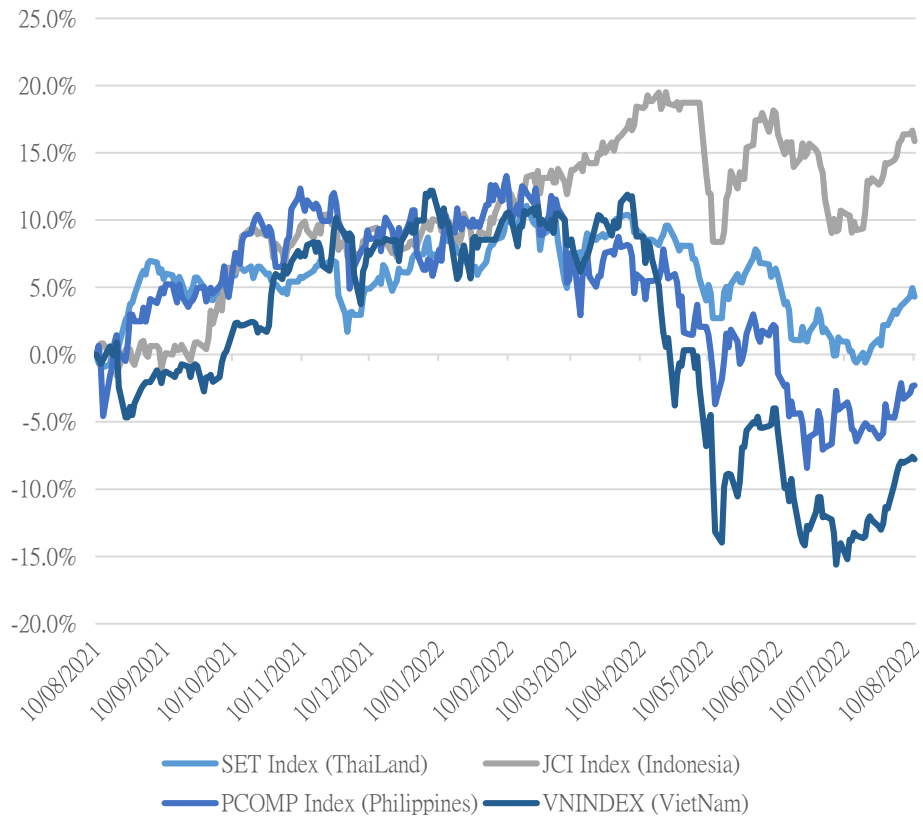
We Create **Fortune**

越南證券市場投資人類別統計



資料源: FiinPro - YSVN

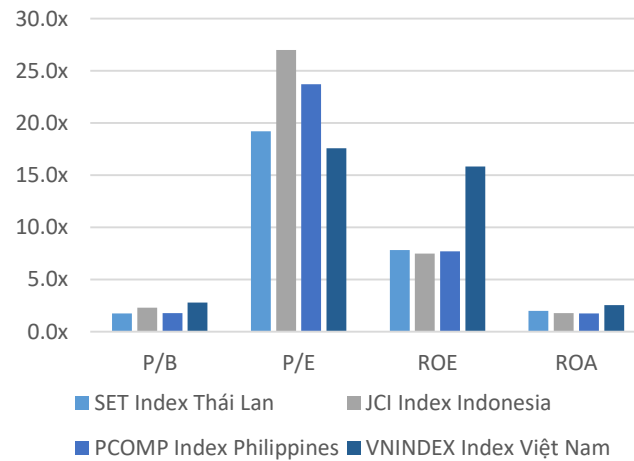
東南亞主要市場走勢比較



東南亞主要市場數據

		Thailand	Indonesia	Philippines	Vietnam
P/B		1.6x	2.2x	1.7x	2.1x
P/E		17.1x	15.44	18.0x	13.4x
ROE	%	9.24	13.32	9.85	15.53
ROA	%	2.35	3.37	2.22	2.52
Vốn hóa	Tỷ USD	546.57	625.41	163.80	213.91
GTGD	Triệu USD	1.47	0.92	0.08	0.61
LS cổ tức	%	2.72	2.54	2.02	1.45

源: Bloomberg & YSVN





We Create Fortune

元大證券（越南）公司

個人客戶分析部

Nguyễn Thế Minh
研究分析經理
+84 28 3622 6868 ext 3826
minh.nguyen@yuanta.com.vn

Lý Thị Hiền
研究分析主管
+84 28 3622 6868 ext 3908
hien.ly@yuanta.com.vn

Quách Đức Khánh
研究分析副主管
+84 28 3622 6868 ext 3833
khanh.quach@yuanta.com.vn

Khổng Hữu Hiệp
高級分析專員
+84 28 3622 6868 ext 3912
hiep.khong@yuanta.com.vn

Nguyễn Trịnh Ngọc Hồng
高級分析專員
+84 28 3622 6868 ext 3832
hong.nguyen@yuanta.com.vn

Phạm Tấn Phát
高級分析專員
+84 28 3622 6868 ext 3880
phat.pham@yuanta.com.vn

個人客戶業務部

Phạm Đắc Thành
北部分行經理
+84 28 3622 6868 ext 3416
thanh.pham@yuanta.com.vn

Võ Thị Thu Thủy
平陽分行經理
+84 28 3622 6868 ext 3505
thuy.vo@yuanta.com.vn

Lương Kỳ Ty
堤岸分行經理
+84 28 3622 6868 ext 3653
ty.luong@yuanta.com.vn

Bùi Quốc Phong
同奈分行經理
+84 28 3622 6868 ext 3701
phong.bui@yuanta.com.vn

Võ Đình Tuấn
峴港分行經理
+84 28 3622 6868 ext 3301
tuan.vo@yuanta.com.vn

Nguyễn Việt Quang
河內分行經理
+84 28 3622 6868 ext 3404
quang.nguyen@yuanta.com.vn

Đinh Thị Thu Cúc
頭頓分行經理
+84 28 3622 6868 ext 3203
cuc.dinh@yuanta.com.vn

Appendix A: Important Disclosures

Analyst Certification

Each research analyst primarily responsible for the content of this research report, in whole or in part, certifies that with respect to each security or issuer that the analyst covered in this report: (1) all of the views expressed accurately reflect his or her personal views about those securities or issuers; and (2) no part of his or her compensation was, is, or will be, directly or indirectly, related to the specific recommendations or views expressed by that research analyst in the research report.

Ratings Definitions

BUY: We have a positive outlook on the stock based on our expected absolute or relative return over the investment period. Our thesis is based on our analysis of the company's outlook, financial performance, catalysts, valuation and risk profile. We recommend investors add to their position.

HOLD-Outperform: In our view, the stock's fundamentals are relatively more attractive than peers at the current price. Our thesis is based on our analysis of the company's outlook, financial performance, catalysts, valuation and risk profile.

HOLD-Underperform: In our view, the stock's fundamentals are relatively less attractive than peers at the current price. Our thesis is based on our analysis of the company's outlook, financial performance, catalysts, valuation and risk profile.

SELL: We have a negative outlook on the stock based on our expected absolute or relative return over the investment period. Our thesis is based on our analysis of the company's outlook, financial performance, catalysts, valuation and risk profile. We recommend investors reduce their position.

Under Review: We actively follow the company, although our estimates, rating and target price are under review.

Restricted: The rating and target price have been suspended temporarily to comply with applicable regulations and/or Yuanta policies.

Note: Yuanta research coverage with a Target Price is based on an investment period of 12 months. Greater China Discovery Series coverage does not have a formal 12 month Target Price and the recommendation is based on an investment period specified by the analyst in the report.

Global Disclaimer

© 2018 Yuanta. All rights reserved. The information in this report has been compiled from sources we believe to be reliable, but we do not hold ourselves responsible for its completeness or accuracy. It is not an offer to sell or solicitation of an offer to buy any securities. All opinions and estimates included in this report constitute our judgment as of this date and are subject to change without notice.

This report provides general information only. Neither the information nor any opinion expressed herein constitutes an offer or invitation to make an offer to buy or sell securities or other investments. This material is prepared for general circulation to clients and is not intended to provide tailored investment advice and does not take into account the individual financial situation and objectives of any specific person who may receive this report. Investors should seek financial advice regarding the appropriateness of investing in any securities, investments or investment strategies discussed or recommended in this report. The information contained in this report has been compiled from sources believed to be reliable but no representation or warranty, express or implied, is made as to its accuracy, completeness or correctness. This report is not (and should not be construed as) a solicitation to act as securities broker or dealer in any jurisdiction by any person or company that is not legally permitted to carry on such business in that jurisdiction.

Yuanta research is distributed in the United States only to Major U.S. Institutional Investors (as defined in Rule 15a-6 under the Securities Exchange Act of 1934, as amended and SEC staff interpretations thereof). All transactions by a US person in the securities mentioned in this report must be effected through a registered broker-dealer under Section 15 of the Securities Exchange Act of 1934, as amended. Yuanta research is distributed in Taiwan by Yuanta Securities Investment Consulting. Yuanta research is distributed in Hong Kong by Yuanta Securities (Hong Kong) Co. Limited, which is licensed in Hong Kong by the Securities and Futures Commission for regulated activities, including Type 4 regulated activity (advising on securities). In Hong Kong, this research report may not be redistributed, retransmitted or disclosed, in whole or in part or and any form or manner, without the express written