

當日市場：市場在尾盤強勁拋售

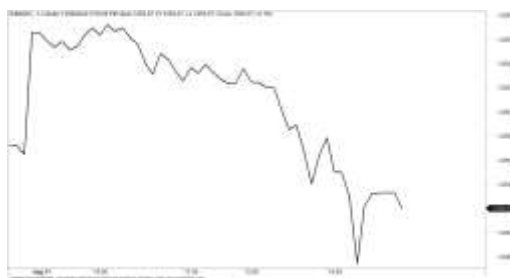
2022/08/12

市場走勢


市場指數	VNI	HNI	UPCOM
收盤	1,252.07	300.18	92.72
%日	-0.35%	-1.11%	-0.42%
%週	-0.17%	0.82%	2.05%
%月	8.38%	8.40%	7.50%
%年	-7.79%	-10.24%	0.77%
成交值(Bil.VND)			
當日	18,760	2,556	1,272
日均量/週	16,084	1,968	979
日均量/月	13,540	1,570	890
外資進出			
買進	1,177.01	66.77	9.61
賣出	1,102.46	11.16	61.35
買賣超	74.55	55.61	-51.74
市場漲跌家數			
上漲	95	61	161
下跌	259	144	170
持平	67	143	572
市場指標			
P/E	13.34	15.55	15.04
總市值 (兆盾)	5,024	356	1,268
股息殖利率	1.41%	3.75%	4.21%

資料源: Bloomberg - YSVN

VNINDEX



HNIINDEX



市場走勢

美國的 7 月 CPI 指數公佈後，市場開盤時反應積極。然而，在尾盤的強勁拋售導致指數轉為下跌。其中，VN-Index 收於 1,252.07 點，下跌 0.35%，HNX-Index 下跌 1.11%，Upcom-Index 下跌 0.42%。3 大市場的交易額達到 20 兆 8,660 億越南盾。

當日，GVR、HPG、BVH、MBB、VNM、VPB 的賣壓增加，但跌幅略低於 2%。在漲幅方面，VIC (+1.5%) 的關注度很高，因為則復甦良好並在 64,000 越南盾的舊底部以上交易。此外，VRE (+1.8%)、GAS (+1.9%)、HDB (+1%)、MSN (+0.9%) 等股票在當日也保持良好的需求。

HAG (+4.3%) 在當日逆市時也是一大亮點，成交量超過 3,300 萬股。

外資在當日買超超過 780 億越南盾。SSI (680 億)、PVS (520 億)、HDB (480 億) 在買超方面領先。另一方面，VNM (1,050 億)、VCI (730 億)、BSR (510 億) 被拋售最多的股票。

市場短期觀點

我們認為市場在下個交易日可能會繼續調整，VN-Index 可能會在未來幾個交易日重新測試 1,229 點的支撐位。同時，若調整持續，價格走勢圖可能進入短期調整階段，短期現金流可能會走弱。此外，短期情緒指標小幅下跌，顯示短期投資者對當前的走勢有些謹慎情緒。

大盤短期走勢仍為上漲。因此，我們建議短期投資者可以繼續在投資組合中保持較高比例的股票，並未能在該價格區間買進新股以觀察調整。

請在 <https://ysradar.yuanta.com.vn/> 查看有關股票的信號。

We Create Fortune

技術分析圖



指數技術分析圖 VN-Index



指數技術分析圖 HNX-Index

指數	短期趨勢	中期趨勢	阻力區 1	阻力區 2	支撐區 1	支撐區 2
VN-Index	上漲	下跌	1393	1500	1310	1200
HNX-Index	上漲	下跌	470	500	300	180
VN30	上漲	下跌	1550	1570	1445	960
VNMidcaps	上漲	下跌	1,730	1800	1650	963
VNSmallcaps	上漲	下跌	1430	1450	1400	804

We Create Fortune

胡志明市交易所 (HSX)

	收盤	漲跌%
VNI	1252.07	-0.35%
VN30	1272.33	-0.38%
VN Mid	1696.68	-1.22%
VN Small	1556.22	-1.49%

河內交易所 (HSX)

	收盤	漲跌%
HNI	300.18	-1.11%
HN30	551.75	-1.32%
VNX AllSh	1250.36	-0.70%

UPCOM 市場 (UPCoM)

	收盤	漲跌%
UPCoM	92.72	-0.42%

外資交易	成交值 (BiL.VND)
買進	1177.01
賣出	1102.46
買超/賣超	74.55

外資交易	成交值 (BiL.VND)
買進	66.77
賣出	11.16
買超/賣超	55.61

外資交易	成交值 (BiL.VND)
買進	9.61
賣出	61.35
買超/賣超	-51.74

上漲排名/股碼	漲跌(VND)	漲跌%
NAF	700	5.47%
VGC	3000	5.08%
HAG	500	4.27%
DBC	750	3.01%
CII	500	2.22%

上漲排名/股碼	漲跌(VND)	漲跌%
NDN	700	6.19%
DTD	600	2.34%
PVS	500	1.98%
VCS	600	0.78%
PVC	100	0.54%

上漲排名/股碼	漲跌(VND)	漲跌%
LIC	2230	9.70%
DGT	1094	6.97%
DSC	1213	6.35%
BMS	448	4.23%
GEE	1252	3.83%

下跌排名/股碼	漲跌(VND)	漲跌%
DC4	-750	-6.91%
NVT	-1250	-6.81%
NHA	-1500	-5.77%
SAM	-800	-5.76%
DRH	-580	-5.58%

下跌排名/股碼	漲跌(VND)	漲跌%
TIG	-900	-5.92%
HUT	-1700	-5.52%
VC2	-1300	-5.20%
CEO	-1800	-4.96%
AAV	-400	-3.92%

下跌排名/股碼	漲跌(VND)	漲跌%
G36	-278	-2.50%
MPC	-1087	-2.47%
PXL	-248	-2.46%
DRI	-306	-2.37%
TVN	-201	-2.21%

*備註: 市值>5,000 億盾; 成交值>15 億盾

市值排名/股碼	BiL.VND
VCB	380,968
VHM	266,923
VIC	247,143
GAS	212,257
BID	194,247

市值排名/股碼	BiL.VND
KSF	24,990
IDC	20,922
THD	20,510
NVB	15,925
BAB	13,828

市值排名/股碼	BiL.VND
ACV	187,603
BSR	77,506
MCH	74,773
VEA	60,745
GE2	32,158

交易量排名/股碼	成交值	30 日均
VND	37,946,100	23,050,209
HPG	34,705,700	27,011,352
HAG	33,082,900	22,418,774
SSI	28,045,800	20,455,635
SHB	25,391,200	13,051,135

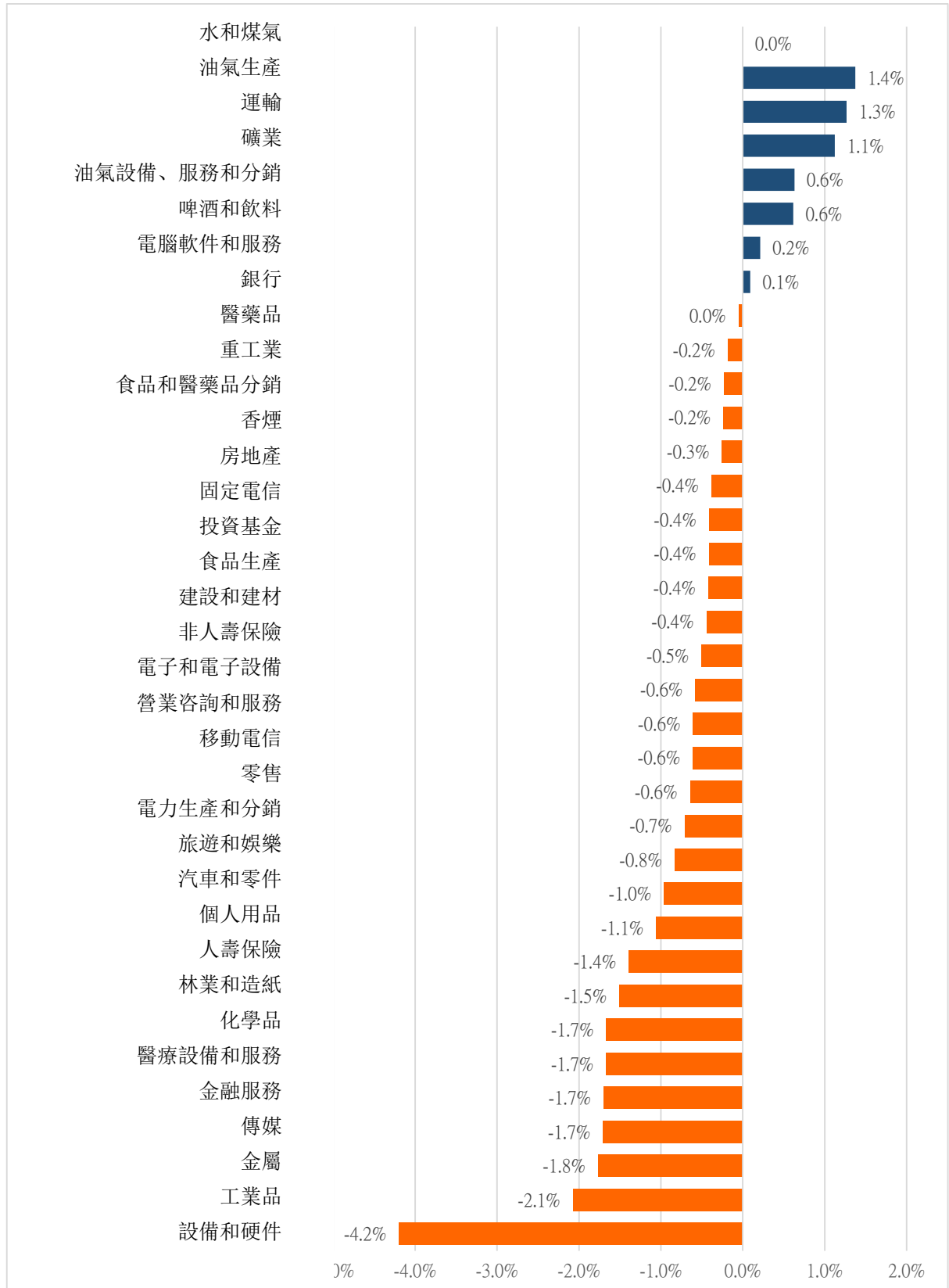
交易量排名/股碼	成交值	30 日均
SHS	23,459,672	13,016,941
PVS	13,858,286	6,733,905
CEO	10,381,198	6,613,257
HUT	10,326,478	4,055,008
AMV	5,527,450	2,399,780

交易量排名/股碼	成交值	30 日均
BSR	14,999,019	10,276,122
HTM	12,101,100	1,505
VHG	6,397,086	2,677,620
SBS	5,039,617	2,742,695
OIL	2,893,871	1,104,215

資料源: Bloomberg & Yuanta Research

We Create Fortune

各行業板塊的交易走勢

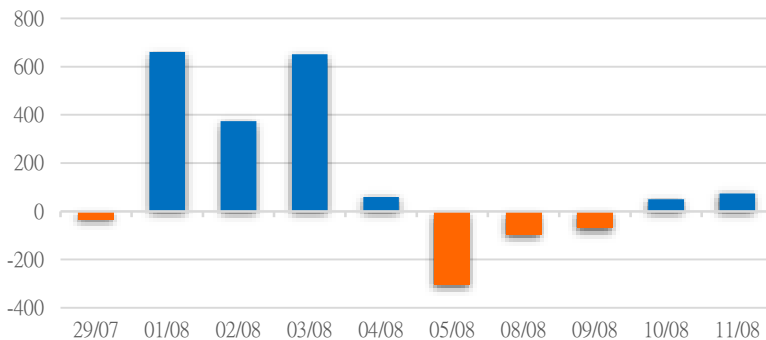


資料源: FiinPro - YSVN

We Create Fortune

外資買進賣統計

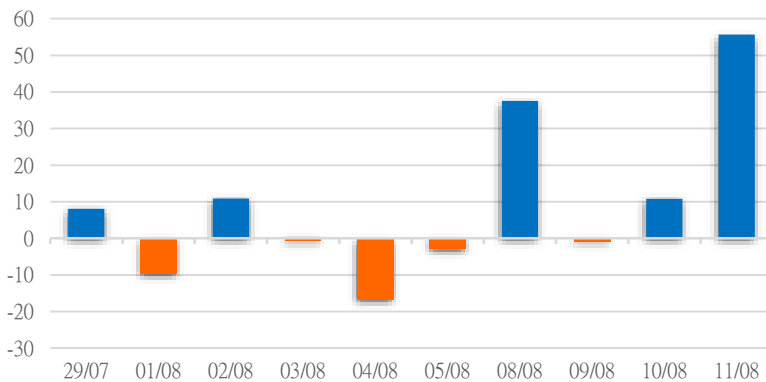
HSX 外資每日買/賣超



證券代碼	買超金額 (Mil.VND)	證券代碼	賣超金額 (Mil.VND)
SSI	67,954	VNM	105,298
HDB	47,609	VCI	72,518
VND	47,080	VHM	24,077
CTG	34,988	HPG	22,494
STB	33,046	VJC	16,437

HSX 外資買/賣超的前 5 名

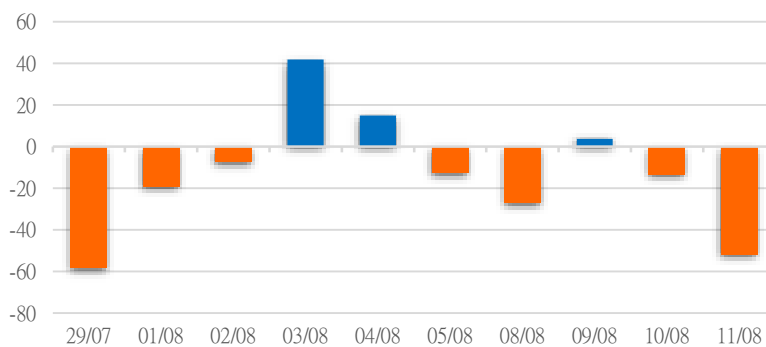
HNX 外資每日買/賣超



證券代碼	買超金額 (Mil.VND)	證券代碼	賣超金額 (Mil.VND)
PVS	51,821	VCS	6,913
PVI	3,551	TNG	381
IDC	3,348	NVB	355
SHS	2,859	GKM	86
PVG	495	TVD	80

HNX 外資買/賣超的前 5 名

UPCOM 外資每日買/賣超



證券代碼	買超金額 (Mil.VND)	證券代碼	賣超金額 (Mil.VND)
LTG	2,441	BSR	51,008
ACV	1,662	QNS	6,347
VEA	1,528	CSI	985
AAS	519	BTD	306
OIL	82	MCH	162

UPCOM 外資買/賣超的前 5 名

源: FiinPro - YSVN

We Create Fortune

自營統計

證券代碼	買超金額 (Mil.VND)	證券代碼	賣超金額 (Mil.VND)
HPG	30,313	FUEVFNVD	15,913
VPB	29,243	FUESSVFL	7,824
MSN	28,296	KBC	6,410
MBB	27,701	FPT	3,454
TCB	27,298	PHR	2,755

HSX 自營交易最大前名

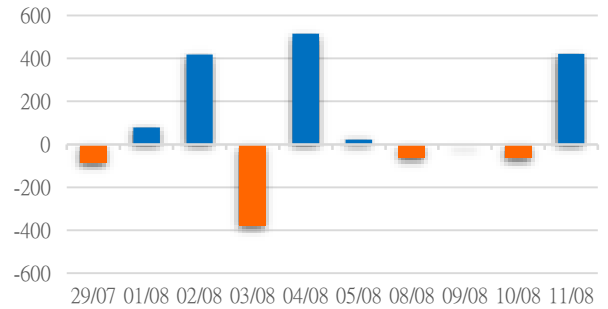
證券代碼	買超金額 (Mil.VND)	證券代碼	賣超金額 (Mil.VND)
GKM	2,019.19	TNG	28
TAR	1.31	MAS	7
NVB	1.24	TIG	3
PVS	0.89	DL1	1
NTP	0.15	LIG	1

HNX 自營交易最大前名

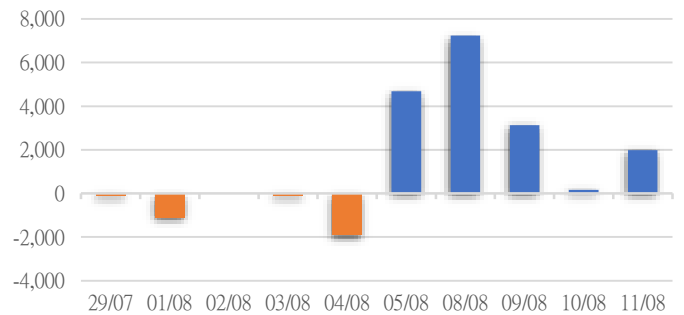
證券代碼	買超金額 (Mil.VND)	證券代碼	賣超金額 (Mil.VND)
QTP	1,640	ABB	35
MCH	1,107		

UPCoM 自營交易最大前名

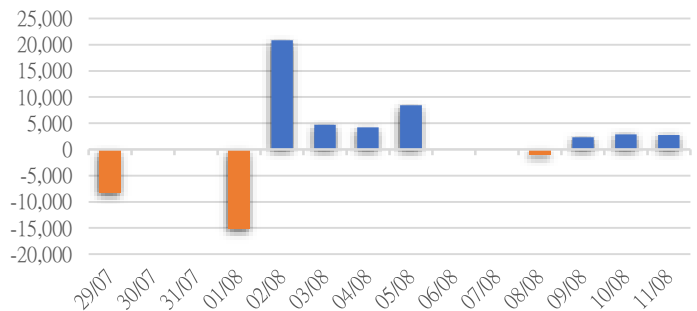
HSX 自營交易每日買/賣超 (Bil.VND)



HNX 自營交易每日買/賣超 (Mil.VND)

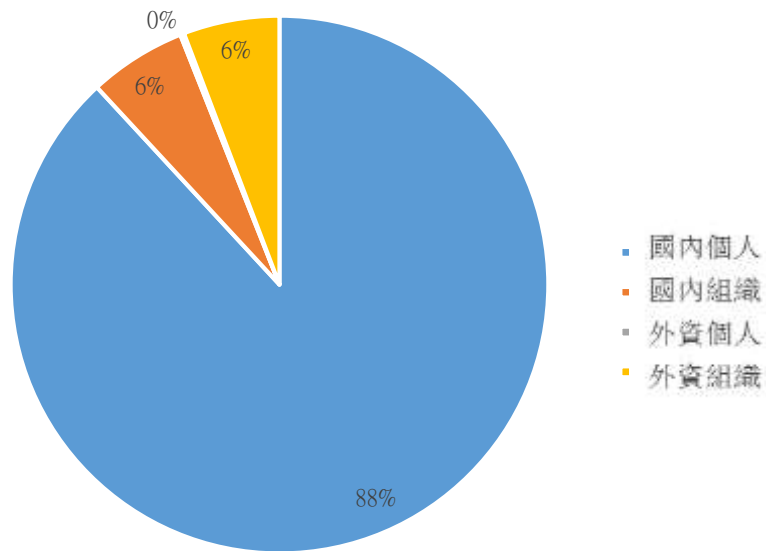


UPCoM 自營交易每日買/賣超 (Mil.VND)



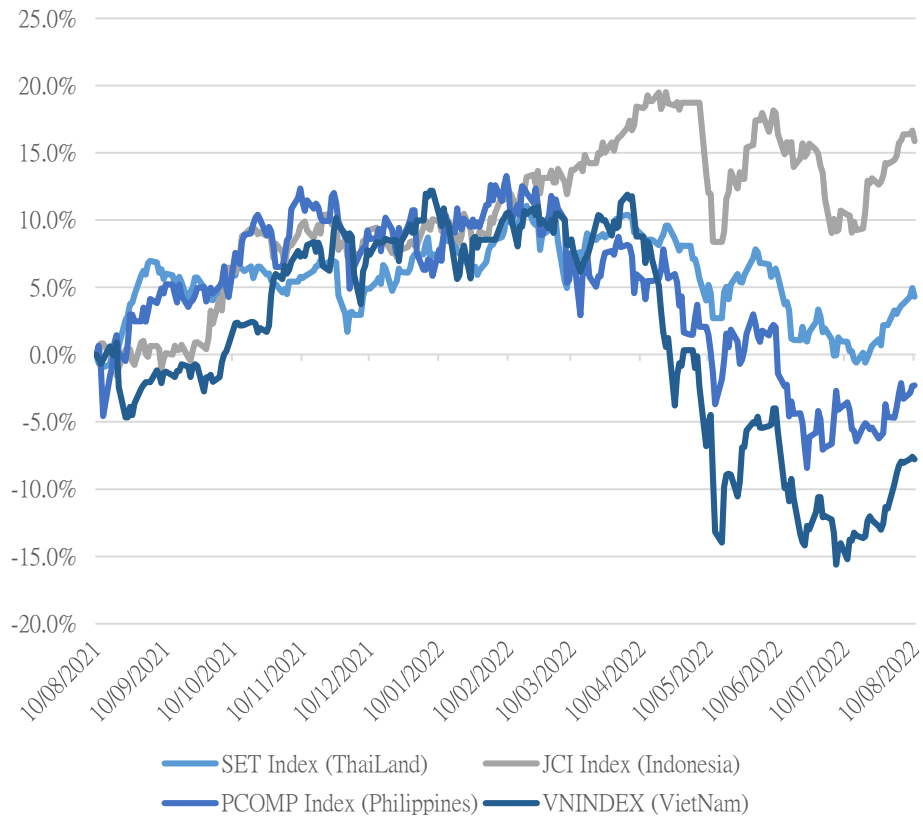
We Create Fortune

越南證券市場投資人類別統計



資料源: FiinPro - YSVN

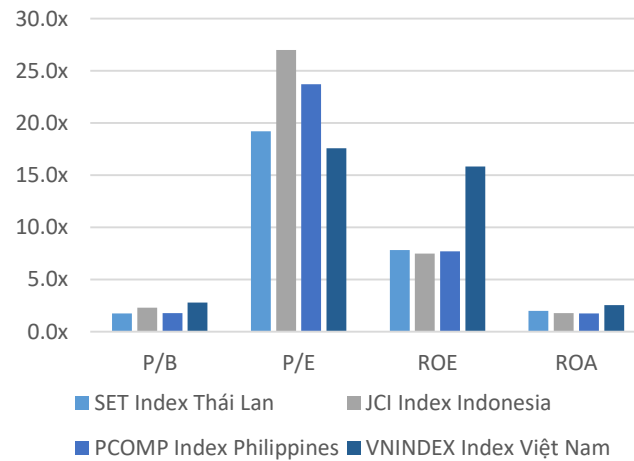
東南亞主要市場走勢比較



東南亞主要市場數據

		Thailand	Indonesia	Philippines	Vietnam
P/B		1.6x	2.2x	1.7x	2.1x
P/E		17.1x	15.44	18.0x	13.4x
ROE	%	9.24	13.32	9.85	15.53
ROA	%	2.35	3.37	2.22	2.52
Vốn hóa	Tỷ USD	546.57	625.41	163.80	213.91
GTGD	Triệu USD	1.47	0.92	0.08	0.61
LS cổ tức	%	2.72	2.54	2.02	1.45

源: Bloomberg & YSVN





We Create Fortune

元大證券（越南）公司

個人客戶分析部

Nguyễn Thế Minh
研究分析經理
+84 28 3622 6868 ext 3826
minh.nguyen@yuanta.com.vn

Lý Thị Hiền
研究分析主管
+84 28 3622 6868 ext 3908
hien.ly@yuanta.com.vn

Quách Đức Khánh
研究分析副主管
+84 28 3622 6868 ext 3833
khanh.quach@yuanta.com.vn

Khổng Hữu Hiệp
高級分析專員
+84 28 3622 6868 ext 3912
hiep.khong@yuanta.com.vn

Nguyễn Trịnh Ngọc Hồng
高級分析專員
+84 28 3622 6868 ext 3832
hong.nguyen@yuanta.com.vn

Phạm Tấn Phát
高級分析專員
+84 28 3622 6868 ext 3880
phat.pham@yuanta.com.vn

個人客戶業務部

Phạm Đắc Thành
北部分行經理
+84 28 3622 6868 ext 3416
thanh.pham@yuanta.com.vn

Võ Thị Thu Thủy
平陽分行經理
+84 28 3622 6868 ext 3505
thuy.vo@yuanta.com.vn

Lương Kỳ Ty
堤岸分行經理
+84 28 3622 6868 ext 3653
ty.luong@yuanta.com.vn

Bùi Quốc Phong
同奈分行經理
+84 28 3622 6868 ext 3701
phong.bui@yuanta.com.vn

Võ Đình Tuấn
峴港分行經理
+84 28 3622 6868 ext 3301
tuan.vo@yuanta.com.vn

Nguyễn Việt Quang
河內分行經理
+84 28 3622 6868 ext 3404
quang.nguyen@yuanta.com.vn

Đinh Thị Thu Cúc
頭頓分行經理
+84 28 3622 6868 ext 3203
cuc.dinh@yuanta.com.vn

Appendix A: Important Disclosures

Analyst Certification

Each research analyst primarily responsible for the content of this research report, in whole or in part, certifies that with respect to each security or issuer that the analyst covered in this report: (1) all of the views expressed accurately reflect his or her personal views about those securities or issuers; and (2) no part of his or her compensation was, is, or will be, directly or indirectly, related to the specific recommendations or views expressed by that research analyst in the research report.

Ratings Definitions

BUY: We have a positive outlook on the stock based on our expected absolute or relative return over the investment period. Our thesis is based on our analysis of the company's outlook, financial performance, catalysts, valuation and risk profile. We recommend investors add to their position.

HOLD-Outperform: In our view, the stock's fundamentals are relatively more attractive than peers at the current price. Our thesis is based on our analysis of the company's outlook, financial performance, catalysts, valuation and risk profile.

HOLD-Underperform: In our view, the stock's fundamentals are relatively less attractive than peers at the current price. Our thesis is based on our analysis of the company's outlook, financial performance, catalysts, valuation and risk profile.

SELL: We have a negative outlook on the stock based on our expected absolute or relative return over the investment period. Our thesis is based on our analysis of the company's outlook, financial performance, catalysts, valuation and risk profile. We recommend investors reduce their position.

Under Review: We actively follow the company, although our estimates, rating and target price are under review.

Restricted: The rating and target price have been suspended temporarily to comply with applicable regulations and/or Yuanta policies.

Note: Yuanta research coverage with a Target Price is based on an investment period of 12 months. Greater China Discovery Series coverage does not have a formal 12 month Target Price and the recommendation is based on an investment period specified by the analyst in the report.

Global Disclaimer

© 2018 Yuanta. All rights reserved. The information in this report has been compiled from sources we believe to be reliable, but we do not hold ourselves responsible for its completeness or accuracy. It is not an offer to sell or solicitation of an offer to buy any securities. All opinions and estimates included in this report constitute our judgment as of this date and are subject to change without notice.

This report provides general information only. Neither the information nor any opinion expressed herein constitutes an offer or invitation to make an offer to buy or sell securities or other investments. This material is prepared for general circulation to clients and is not intended to provide tailored investment advice and does not take into account the individual financial situation and objectives of any specific person who may receive this report. Investors should seek financial advice regarding the appropriateness of investing in any securities, investments or investment strategies discussed or recommended in this report. The information contained in this report has been compiled from sources believed to be reliable but no representation or warranty, express or implied, is made as to its accuracy, completeness or correctness. This report is not (and should not be construed as) a solicitation to act as securities broker or dealer in any jurisdiction by any person or company that is not legally permitted to carry on such business in that jurisdiction.

Yuanta research is distributed in the United States only to Major U.S. Institutional Investors (as defined in Rule 15a-6 under the Securities Exchange Act of 1934, as amended and SEC staff interpretations thereof). All transactions by a US person in the securities mentioned in this report must be effected through a registered broker-dealer under Section 15 of the Securities Exchange Act of 1934, as amended. Yuanta research is distributed in Taiwan by Yuanta Securities Investment Consulting. Yuanta research is distributed in Hong Kong by Yuanta Securities (Hong Kong) Co. Limited, which is licensed in Hong Kong by the Securities and Futures Commission for regulated activities, including Type 4 regulated activity (advising on securities). In Hong Kong, this research report may not be redistributed, retransmitted or disclosed, in whole or in part or and any form or manner, without the express written