

當日市場：VN-Index 在連續第 6 個交易週上漲

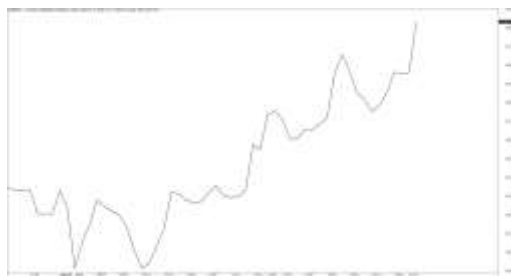
2022/08/15

市場走勢

市場指數	VNI	HNI	UPCOM
收盤	1,262.33	303.42	92.84
%日	0.82%	1.08%	0.13%
%週	0.77%	1.17%	1.66%
%月	7.45%	7.60%	6.98%
%年	-6.70%	-9.25%	0.93%
成交量(Bil.VND)			
當日	13,043	1,506	774
日均量/週	15,583	1,930	924
日均量/月	13,607	1,586	900
外資進出			
買進	893.12	13.17	7.01
賣出	753.62	14.43	35.84
買賣超	139.51	-1.25	-28.83
市場漲跌家數			
上漲	231	116	199
下跌	115	66	215
持平	75	166	489
市場指標			
P/E	13.29	15.42	15.08
總市值 (兆盾)	5,006	353	1,271
股息殖利率	1.41%	3.44%	4.20%

資料源: Bloomberg - YSVN

VNINDEX



HNIINDEX



市場走勢

隨著區域和世界的市場走勢繼續復甦，市場在本週最後一個交易日大幅上漲。指數收於盤中最高點，VN-Index 收於 1,262.33 點，上漲 0.82%，HNX-Index 上漲 1.08%，Upcom-Index 上漲 0.13%。唯一的缺點是，3 大市場的交易額僅為 14 兆 2,500 億越南盾。

金融和鋼鐵股為焦點，寬幅內出現復甦趨勢。具體來說，BID (+2.3%)、BVH (+2.6%)、SSI (+2%)、STB (+1.8%)、HPG (+2.4%) 等上漲。在跌幅方面，KDH、VHM 和 VJC 是 VN30-Index 中唯一下跌的 3 檔股票。

在行業方面，鋼鐵和證券股在本週最後一個交易日引領流動性，HPG、VND、SSI、HSG 以交易量處於高位大幅上漲。零售股也值得關注，FRT (+7%)、DGW (+4%) 錄得積極的漲幅。

外資在當日買超超過 1,090 億越南盾。HPG (1,560 億)、VIC (250 億)、NVL (160 億) 在買超方面領先。另一方面，KBC (260 億)、VHM (200 億)、DGW (190 億) 被拋售最多的股票。

市場短期觀點

我們認為，當 VN-Index 在 1,260 - 1,285 點的阻力位附近交易時，市場可能會在本週首個交易日進行調整。同時，VN-Index 調整在 1,229 點的支撐位，但 VN-Index 仍可能上漲 1,260 - 1,285 點的阻力位，因此短期投資者應停止買進，或者考慮以部分持股比例獲利。此外，短期情緒指標在過度樂觀區域附近有所上漲，顯示未來幾個交易日的調整壓力可能增加。

大盤短期走勢仍為上漲。因此，我們建議短期投資者可以在投資組合中持有較高比例的股票，若 VN-Index 上漲至 1,260-1,285 點的阻力位，並可以考慮賣出部分股票。此外，短期投資者應等待股票在調整至 1229 點的支撐位積累股票。

從周線圖來看，市場仍處於中期調整階段，中期趨勢仍為下跌。因此，我們建議中期投資者可以繼續持有較低比例的股票，並可能停止拋售。

請在 <https://ysradar.yuanta.com.vn/> 查看有關股票的信號。

We Create Fortune

技術分析圖



指數技術分析圖 VN-Index



指數技術分析圖 HNX-Index

指數	短期趨勢	中期趨勢	阻力區 1	阻力區 2	支撐區 1	支撐區 2
VN-Index	上漲	下跌	1393	1500	1310	1200
HNX-Index	上漲	下跌	470	500	300	180
VN30	上漲	下跌	1550	1570	1445	960
VNMidcaps	上漲	下跌	1,730	1800	1650	963
VNSmallcaps	上漲	下跌	1430	1450	1400	804

We Create Fortune

胡志明市交易所 (HSX)

	收盤	漲跌%
VNI	1262.33	0.82%
VN30	1280.96	0.68%
VN Mid	1716.69	1.18%
VN Small	1571.7	0.99%

河內交易所 (HSX)

	收盤	漲跌%
HNI	303.42	1.08%
HN30	562.02	1.86%
VNX AllSh	1260.9	0.84%

UPCOM 市場 (UPCoM)

	收盤	漲跌%
UPCoM	92.84	0.13%

外資交易	成交值 (BiL.VND)
買進	893.12
賣出	753.62
買超/賣超	139.51

外資交易	成交值 (BiL.VND)
買進	13.17
賣出	14.43
買超/賣超	-1.25

外資交易	成交值 (BiL.VND)
買進	7.01
賣出	35.84
買超/賣超	-28.83

上漲排名/ 股碼	漲跌(VND)	漲跌%
FRT	5500	6.95%
VGC	4300	6.94%
LHG	2500	6.91%
HSG	1400	6.90%
VIX	850	6.64%

上漲排名/ 股碼	漲跌(VND)	漲跌%
MBS	1800	9.63%
NTP	2600	6.47%
IDC	2800	4.50%
VGS	600	3.37%
APS	500	2.96%

上漲排名/ 股碼	漲跌(VND)	漲跌%
PVX	599	14.98%
DSC	2779	13.69%
HVG	276	9.52%
VLC	1398	6.59%
BMS	627	5.70%

下跌排名/ 股碼	漲跌(VND)	漲跌%
HAG	-250	-2.05%
BAF	-600	-1.90%
PTL	-120	-1.85%
ADG	-700	-1.67%
GIL	-900	-1.59%

下跌排名/ 股碼	漲跌(VND)	漲跌%
NRC	-500	-3.05%
VC2	-600	-2.53%
BAB	-100	-0.59%
SCG	-400	-0.56%
HTP	-200	-0.54%

下跌排名/ 股碼	漲跌(VND)	漲跌%
VFS	-511	-2.61%
VGT	-493	-2.58%
VHG	-106	-2.36%
DDV	-449	-2.33%
KLB	-531	-1.89%

*備註: 市值>5,000 億盾; 成交值>15 億盾

市值排名/ 股碼	BiL.VND
VCB	385,700
VHM	267,358
VIC	250,957
GAS	216,276
BID	193,741

市值排名/ 股碼	BiL.VND
KSF	24,900
IDC	20,526
THD	20,370
NVB	15,980
BAB	13,746

市值排名/ 股碼	BiL.VND
ACV	189,538
BSR	79,063
MCH	73,947
VEA	60,624
MVN	32,732

交易量排名/ 股碼	成交值	30 日均
HPG	33,967,300	28,903,835
HSG	24,257,600	9,245,922
VND	21,203,000	23,897,452
SSI	17,378,600	20,770,178
SHB	16,554,091	13,606,070

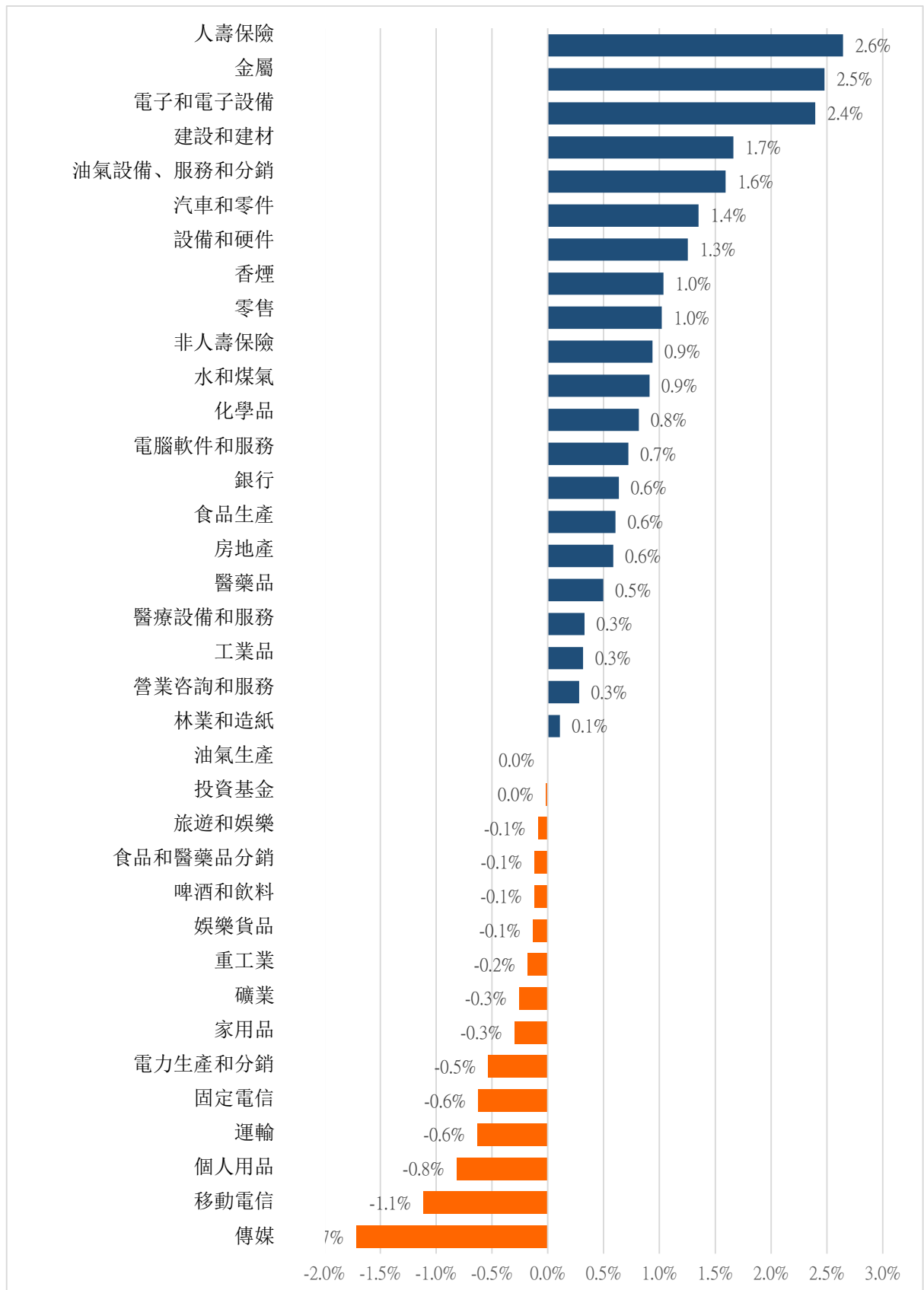
交易量排名/ 股碼	成交值	30 日均
SHS	11,068,154	13,843,179
PVS	7,255,756	6,983,228
CEO	4,913,299	6,693,240
IDC	4,258,504	2,377,287
HUT	3,271,047	4,344,585

交易量排 名/股碼	成交值	30 日均
BSR	7,013,946	10,389,764
KSH	5,085,600	430,374
HVG	4,128,120	614,438
ACM	4,077,431	698,907
DCS	3,714,633	606,129

資料源: Bloomberg & Yuanta Research

We Create Fortune

各行業板塊的交易走勢

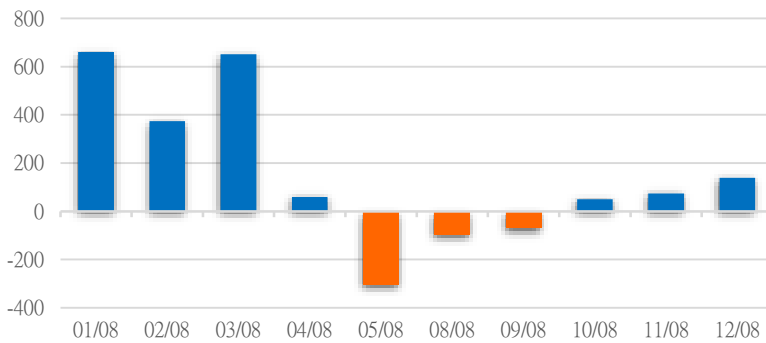


資料源: FiinPro - YSVN

We Create Fortune

外資買進賣統計

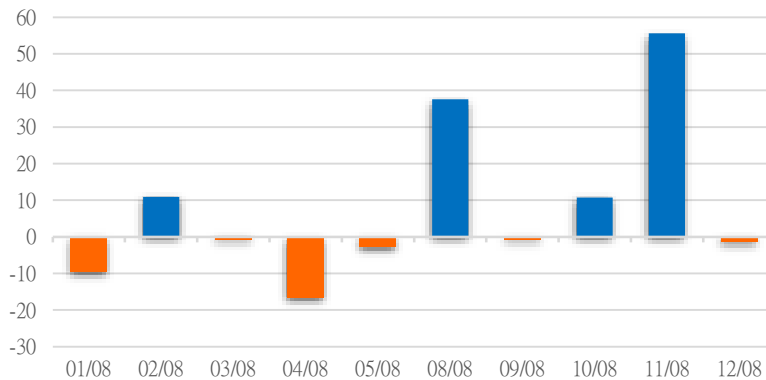
HSX 外資每日買/賣超



證券代碼	買超金額 (Mil.VND)	證券代碼	賣超金額 (Mil.VND)
HPG	125,160	KBC	25,578
VIC	25,297	VHM	20,223
NVL	16,192	DGW	18,580
VND	13,531	DGC	18,262
VRE	12,706	TLG	15,431

HSX 外資買/賣超的前 5 名

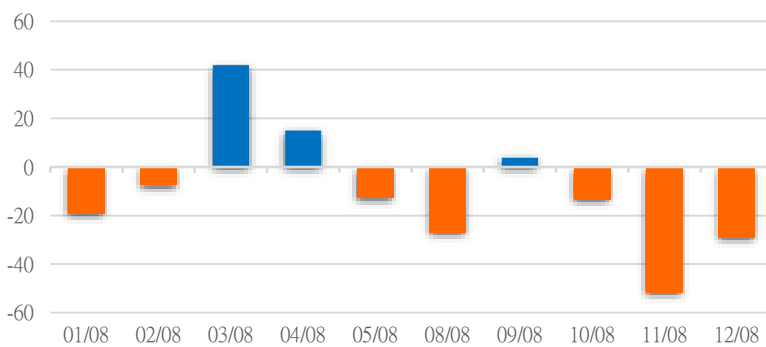
HNX 外資每日買/賣超



證券代碼	買超金額 (Mil.VND)	證券代碼	賣超金額 (Mil.VND)
TNG	2,374	VCS	3,961
IDC	1,584	SHS	1,070
PVS	213	NTP	595
TIG	200	MCF	253
THD	94	APS	174

HNX 外資買/賣超的前 5 名

UPCOM 外資每日買/賣超



證券代碼	買超金額 (Mil.VND)	證券代碼	賣超金額 (Mil.VND)
VEA	735	BSR	22,718
CSI	354	QNS	6,274
LTG	186	ACV	1,488
TDS	121	PAS	140
MPC	52	BTD	103

UPCOM 外資買/賣超的前 5 名

源: FiinPro - YSVN

We Create Fortune

自營統計

證券代碼	買超金額 (Mil.VND)	證券代碼	賣超金額 (Mil.VND)
VCI	25,450	FPT	22,294
FUEVFNVD	13,788	MWG	4,503
VND	4,479	MSN	4,131
BCM	4,070	VRE	4,014
HPG	2,187	NVL	3,927

HSX 自營交易最大前名

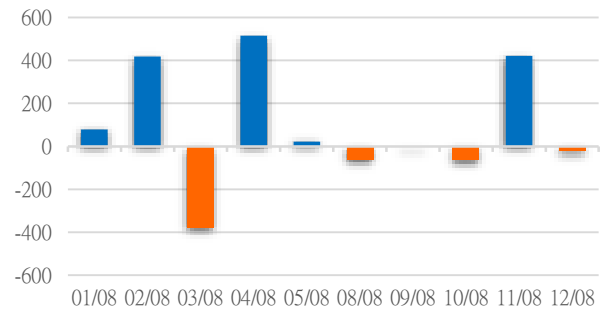
證券代碼	買超金額 (Mil.VND)	證券代碼	賣超金額 (Mil.VND)
GKM	640.72	IDV	4
TNG	6.79	PVS	2
AMV	0.67	CEO	2
TVD	0.65	L14	2
LIG	0.36	NTP	1

HNX 自營交易最大前名

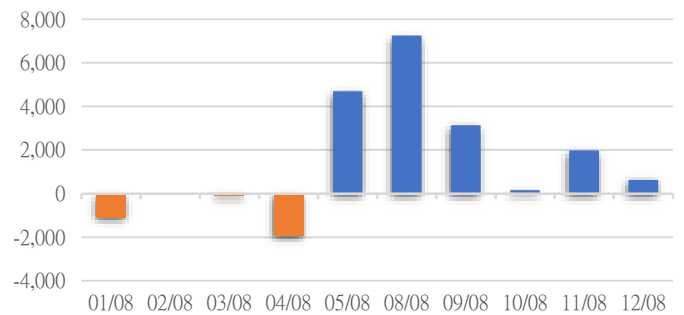
證券代碼	買超金額 (Mil.VND)	證券代碼	賣超金額 (Mil.VND)
		PSG	4
		PXS	1
		SCC	0
		TS4	0
		SD1	0.1

UPCoM 自營交易最大前名

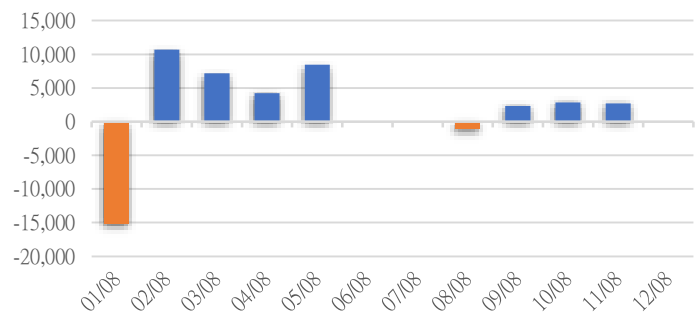
HSX 自營交易每日買/賣超
(Bil.VND)



HNX 自營交易每日買/賣超
(Mil.VND)



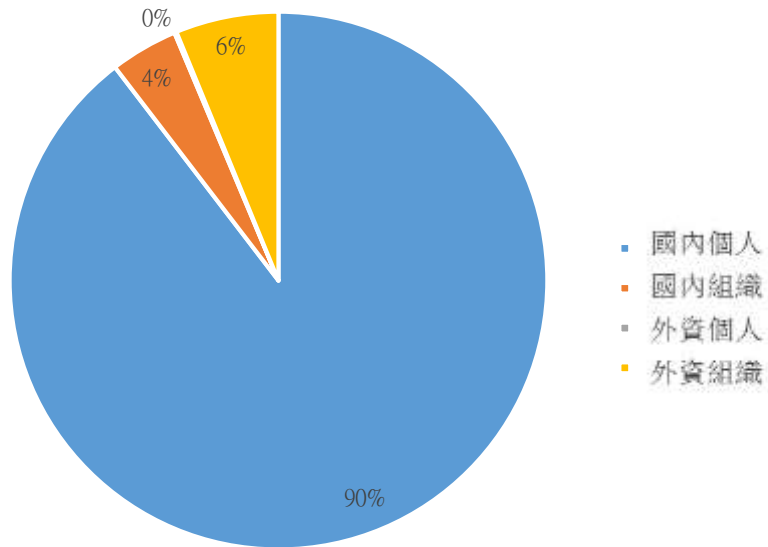
UPCoM 自營交易每日買/賣超
(Mil.VND)





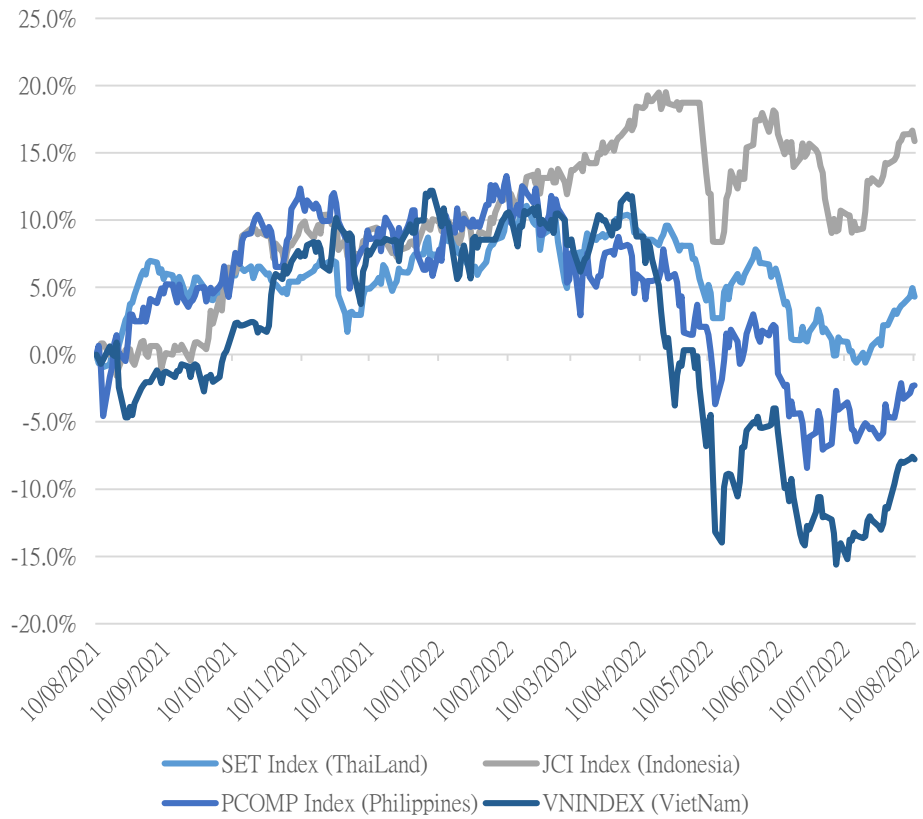
We Create **Fortune**

越南證券市場投資人類別統計



資料源: FiinPro - YSVN

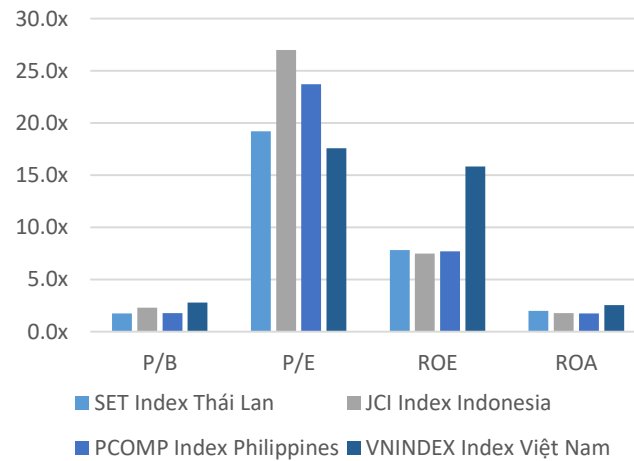
東南亞主要市場走勢比較



東南亞主要市場數據

		Thailand	Indonesia	Philippines	Vietnam
P/B		1.6x	2.2x	1.7x	2.1x
P/E		17.1x	15.44	18.0x	13.4x
ROE	%	9.24	13.32	9.85	15.53
ROA	%	2.35	3.37	2.22	2.52
Vốn hóa	Tỷ USD	546.57	625.41	163.80	213.91
GTGD	Triệu USD	1.47	0.92	0.08	0.61
LS cổ tức	%	2.72	2.54	2.02	1.45

源: Bloomberg & YSVN





We Create Fortune

元大證券（越南）公司

個人客戶分析部

Nguyễn Thế Minh
研究分析經理
+84 28 3622 6868 ext 3826
minh.nguyen@yuanta.com.vn

Lý Thị Hiền
研究分析主管
+84 28 3622 6868 ext 3908
hien.ly@yuanta.com.vn

Quách Đức Khánh
研究分析副主管
+84 28 3622 6868 ext 3833
khanh.quach@yuanta.com.vn

Khổng Hữu Hiệp
高級分析專員
+84 28 3622 6868 ext 3912
hiep.khong@yuanta.com.vn

Nguyễn Trịnh Ngọc Hồng
高級分析專員
+84 28 3622 6868 ext 3832
hong.nguyen@yuanta.com.vn

Phạm Tấn Phát
高級分析專員
+84 28 3622 6868 ext 3880
phat.pham@yuanta.com.vn

個人客戶業務部

Phạm Đắc Thành
北部分行經理
+84 28 3622 6868 ext 3416
thanh.pham@yuanta.com.vn

Võ Thị Thu Thủy
平陽分行經理
+84 28 3622 6868 ext 3505
thuy.vo@yuanta.com.vn

Lương Kỳ Ty
堤岸分行經理
+84 28 3622 6868 ext 3653
ty.luong@yuanta.com.vn

Bùi Quốc Phong
同奈分行經理
+84 28 3622 6868 ext 3701
phong.bui@yuanta.com.vn

Võ Đình Tuấn
峴港分行經理
+84 28 3622 6868 ext 3301
tuan.vo@yuanta.com.vn

Nguyễn Việt Quang
河內分行經理
+84 28 3622 6868 ext 3404
quang.nguyen@yuanta.com.vn

Đinh Thị Thu Cúc
頭頓分行經理
+84 28 3622 6868 ext 3203
cuc.dinh@yuanta.com.vn

Appendix A: Important Disclosures

Analyst Certification

Each research analyst primarily responsible for the content of this research report, in whole or in part, certifies that with respect to each security or issuer that the analyst covered in this report: (1) all of the views expressed accurately reflect his or her personal views about those securities or issuers; and (2) no part of his or her compensation was, is, or will be, directly or indirectly, related to the specific recommendations or views expressed by that research analyst in the research report.

Ratings Definitions

BUY: We have a positive outlook on the stock based on our expected absolute or relative return over the investment period. Our thesis is based on our analysis of the company's outlook, financial performance, catalysts, valuation and risk profile. We recommend investors add to their position.

HOLD-Outperform: In our view, the stock's fundamentals are relatively more attractive than peers at the current price. Our thesis is based on our analysis of the company's outlook, financial performance, catalysts, valuation and risk profile.

HOLD-Underperform: In our view, the stock's fundamentals are relatively less attractive than peers at the current price. Our thesis is based on our analysis of the company's outlook, financial performance, catalysts, valuation and risk profile.

SELL: We have a negative outlook on the stock based on our expected absolute or relative return over the investment period. Our thesis is based on our analysis of the company's outlook, financial performance, catalysts, valuation and risk profile. We recommend investors reduce their position.

Under Review: We actively follow the company, although our estimates, rating and target price are under review.

Restricted: The rating and target price have been suspended temporarily to comply with applicable regulations and/or Yuanta policies.

Note: Yuanta research coverage with a Target Price is based on an investment period of 12 months. Greater China Discovery Series coverage does not have a formal 12 month Target Price and the recommendation is based on an investment period specified by the analyst in the report.

Global Disclaimer

© 2018 Yuanta. All rights reserved. The information in this report has been compiled from sources we believe to be reliable, but we do not hold ourselves responsible for its completeness or accuracy. It is not an offer to sell or solicitation of an offer to buy any securities. All opinions and estimates included in this report constitute our judgment as of this date and are subject to change without notice.

This report provides general information only. Neither the information nor any opinion expressed herein constitutes an offer or invitation to make an offer to buy or sell securities or other investments. This material is prepared for general circulation to clients and is not intended to provide tailored investment advice and does not take into account the individual financial situation and objectives of any specific person who may receive this report. Investors should seek financial advice regarding the appropriateness of investing in any securities, investments or investment strategies discussed or recommended in this report. The information contained in this report has been compiled from sources believed to be reliable but no representation or warranty, express or implied, is made as to its accuracy, completeness or correctness. This report is not (and should not be construed as) a solicitation to act as securities broker or dealer in any jurisdiction by any person or company that is not legally permitted to carry on such business in that jurisdiction.

Yuanta research is distributed in the United States only to Major U.S. Institutional Investors (as defined in Rule 15a-6 under the Securities Exchange Act of 1934, as amended and SEC staff interpretations thereof). All transactions by a US person in the securities mentioned in this report must be effected through a registered broker-dealer under Section 15 of the Securities Exchange Act of 1934, as amended. Yuanta research is distributed in Taiwan by Yuanta Securities Investment Consulting. Yuanta research is distributed in Hong Kong by Yuanta Securities (Hong Kong) Co. Limited, which is licensed in Hong Kong by the Securities and Futures Commission for regulated activities, including Type 4 regulated activity (advising on securities). In Hong Kong, this research report may not be redistributed, retransmitted or disclosed, in whole or in part or and any form or manner, without the express written