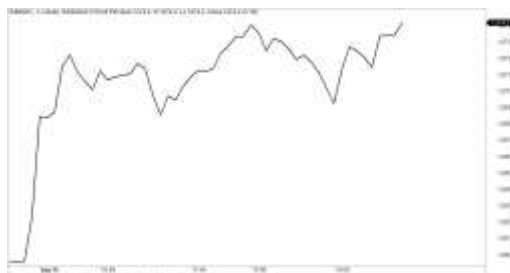


市場走勢

市場指數	VNI	HNI	UPCOM
收盤	1,274.20	303.97	92.64
%日	0.94%	0.18%	-0.22%
%週	1.39%	0.88%	0.35%
%月	8.05%	6.88%	6.09%
%年	-6.11%	-9.79%	0.51%
成交值(Bil.VND)			
當日	15,492	1,651	793
日均量/週	15,525	1,873	904
日均量/月	14,042	1,619	925
外資進出			
買進	1,134.78	49.44	4.83
賣出	1,067.21	23.14	33.25
買賣超	67.57	26.30	-28.42
市場漲跌家數			
上漲	217	87	184
下跌	137	91	164
持平	67	170	555
市場指標			
P/E	13.39	15.62	15.02
總市值 (兆盾)	5,044	357	1,266
股息殖利率	1.41%	3.35%	3.80%

資料源: Bloomberg - YSVN

VNINDEX



HNIINDEX



市場走勢

美國股市在本週最後一個交易日繼續上漲，加上本週最後一個交易日的積極走勢，幫助指數在本週首個交易日繼續上漲。VN-Index 收於 1,274.2 點，上漲 0.94%，HNX-Index 上漲 0.18%，Upcom-Index 下跌 0.22%。3 大市場的交易額均達到 16 兆 2,000 億越南盾。

VN30-Index 錄得 1% 的漲幅，其中銀行和零售股的漲幅相當好，如 SHB (+6%)、BID (+4.6%)、CTG (+2.8%)、HDB (+3.5%)、TPB (+1.2%)、VIB (+1.7%)、MWG (+3.2%) 等。另一方面，GAS、VNM、BVH 和 SSI 微有調整，賣力相當走弱。

中型股剛錄得市場最佳的漲幅，當時 VN MID-Index 上漲 1.36%，DBC、SHB、DGW、CRE 等股票漲停。

外資在當日買超超過 650 億越南盾。HPG (1,840 億)、HDB (620 億)、CTG (510 億) 在買超方面領先。另一方面，VNM (1,100 億)、SSI (390 億)、KBC (240 億) 被拋售最多的股票。

市場短期觀點

我們認為，下個交易日的市場可能會繼續在 VN-Index 在 1,260 - 1,285 點的阻力位出現調整。同時，當 VN-Index 尚未完全突破 1260-1285 點的短期阻力位時，調整風險依然較高，因此投資者需要限制新買或者僅在低比例的股票買進，並在 VN-Index 突破該阻力位時逐漸增加。此外，短期情緒指標小幅下跌，顯示短期投資者對當前的走勢持謹慎情緒。

大盤短期走勢仍為上漲。因此，我們建議短期投資者可以繼續持有投資組合中較高比例的股票，並限制新買或者僅在低比例的股票買進新股。

請在 <https://ysradar.yuanta.com.vn/> 查看有關股票的信號。

We Create Fortune

技術分析圖



指數技術分析圖 VN-Index



指數技術分析圖 HNX-Index

指數	短期趨勢	中期趨勢	阻力區 1	阻力區 2	支撐區 1	支撐區 2
VN-Index	上漲	下跌	1393	1500	1310	1200
HNX-Index	上漲	下跌	470	500	300	180
VN30	上漲	下跌	1550	1570	1445	960
VNMidcaps	上漲	下跌	1,730	1800	1650	963
VNSmallcaps	上漲	下跌	1430	1450	1400	804

We Create Fortune

胡志明市交易所 (HSX)

	收盤	漲跌%
VNI	1274.2	0.94%
VN30	1293.79	1.00%
VN Mid	1739.99	1.36%
VN Small	1580.12	0.54%

河內交易所 (HSX)

	收盤	漲跌%
HNI	303.97	0.18%
HN30	563.51	0.27%
VNX AllSh	1274.3	1.06%

UPCOM 市場 (UPCoM)

	收盤	漲跌%
UPCoM	92.64	-0.22%

外資交易	成交值 (BiL.VND)
買進	1134.78
賣出	1067.21
買超/賣超	67.57

外資交易	成交值 (BiL.VND)
買進	49.44
賣出	23.14
買超/賣超	26.30

外資交易	成交值 (BiL.VND)
買進	4.83
賣出	33.25
買超/賣超	-28.42

上漲排名/ 股碼	漲跌(VND)	漲跌%
HTN	2450	6.94%
DBC	1850	6.92%
DGW	4500	6.87%
CRE	1141	6.87%
SHB	1000	6.71%

上漲排名/ 股碼	漲跌(VND)	漲跌%
HTP	3500	9.51%
BVS	1800	8.14%
CSC	3800	5.49%
L18	2000	5.41%
NBC	900	5.26%

上漲排名/ 股碼	漲跌(VND)	漲跌%
DSC	3159	13.68%
SEA	2440	10.66%
TID	2019	4.30%
PXL	397	4.05%
TCI	388	3.59%

下跌排名/ 股碼	漲跌(VND)	漲跌%
VCI	-1500	-3.13%
ACC	-500	-2.74%
ADS	-550	-2.64%
VPG	-800	-2.56%
AAT	-350	-2.54%

下跌排名/ 股碼	漲跌(VND)	漲跌%
EVS	-1800	-6.79%
VC3	-2300	-4.96%
LIG	-200	-2.74%
S99	-200	-1.90%
NDN	-200	-1.67%

下跌排名/ 股碼	漲跌(VND)	漲跌%
IDP	-15344	-9.16%
SGI	-689	-2.79%
MPC	-989	-2.25%
SIP	-2094	-1.55%
OIL	-146	-1.07%

*備註: 市值>5,000 億盾; 成交值>15 億盾

市值排名/ 股碼	BiL.VND
VCB	386,173
VHM	266,487
VIC	252,483
GAS	218,956
BID	198,294

市值排名/ 股碼	BiL.VND
KSF	24,900
IDC	21,450
THD	20,615
NVB	15,925
BAB	13,665

市值排名/ 股碼	BiL.VND
ACV	186,158
BSR	78,954
MCH	73,929
VEA	60,272
MVN	34,522

交易量排名/ 股碼	成交值	30 日均
SHB	53,706,200	13,606,070
HPG	33,213,400	28,903,835
HAG	26,721,500	22,380,113
VND	15,942,400	23,897,452
POW	15,095,600	11,642,926

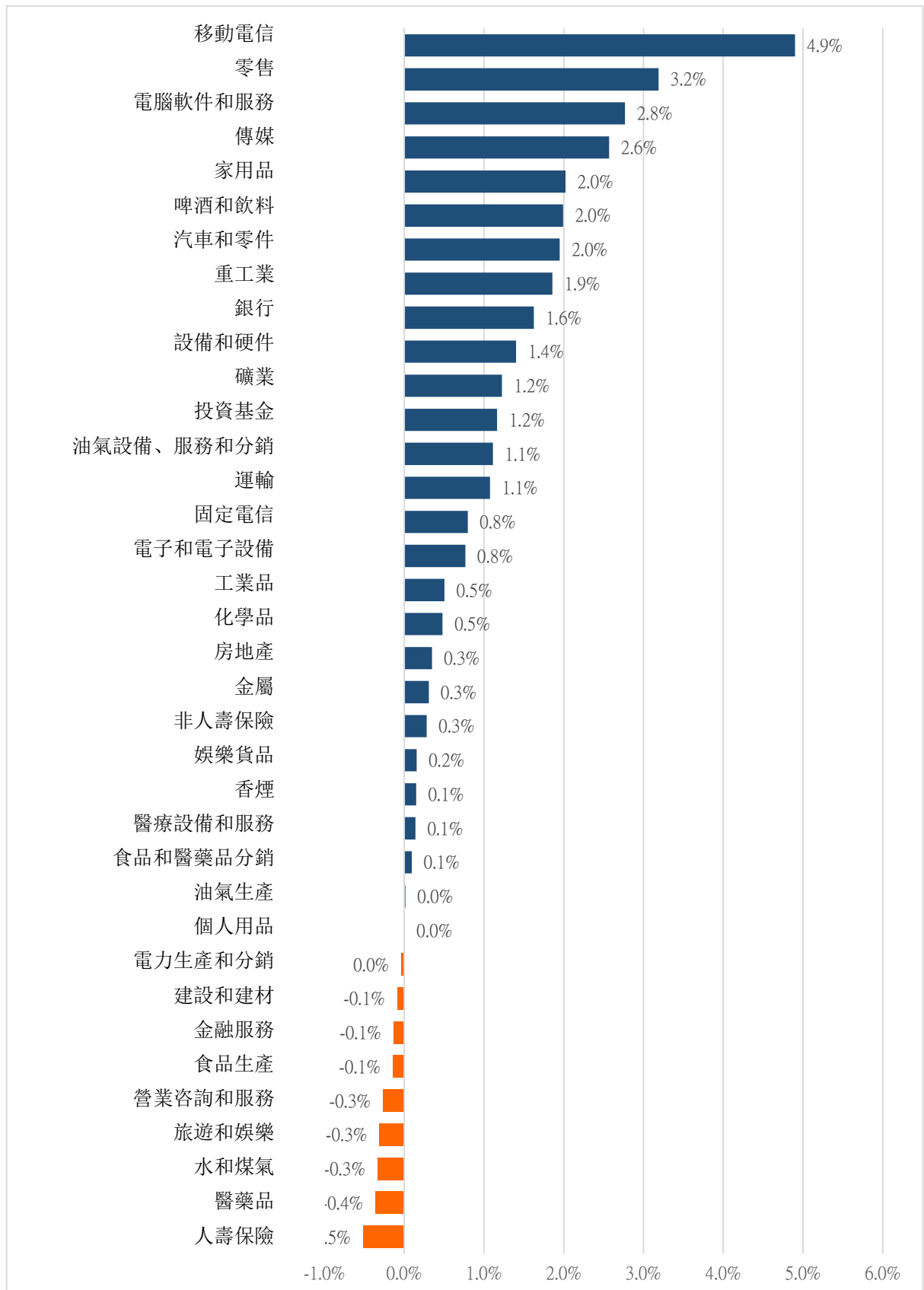
交易量排名/ 股碼	成交值	30 日均
SHS	16,913,863	13,843,179
PVS	8,261,095	6,983,228
CEO	4,241,581	6,693,240
AMV	4,048,368	2,692,720
KLF	3,354,326	2,496,389

交易量排 名/股碼	成交值	30 日均
BSR	6,840,642	10,389,764
PXL	3,001,000	191,546
ABB	2,165,789	2,039,108
SBS	1,793,223	2,947,323
VHG	1,766,660	2,825,748

資料源: Bloomberg & Yuanta Research

We Create Fortune

各行業板塊的交易走勢



資料源: FiinPro - YSVN

We Create Fortune

外資買進賣統計

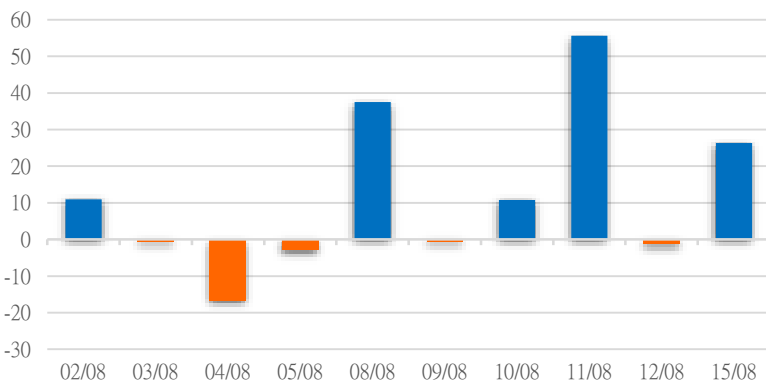
HSX 外資每日買/賣超



證券代碼	買超金額 (Mil.VND)	證券代碼	賣超金額 (Mil.VND)
HPG	184,055	VNM	110,462
HDB	62,374	SSI	39,442
CTG	50,691	KBC	24,110
NVL	35,189	VJC	24,010
SHB	30,254	STB	22,646

HSX 外資買/賣超的前 5 名

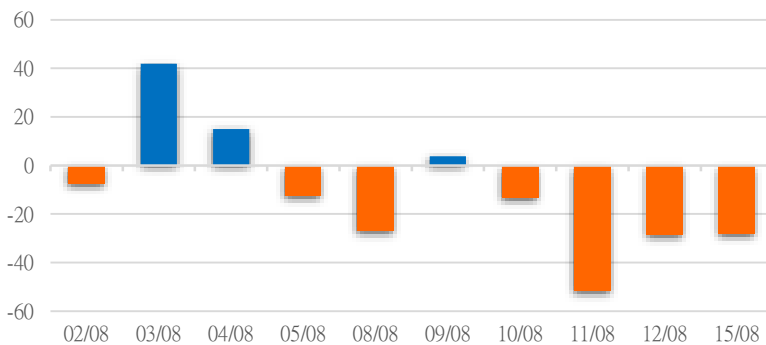
HNX 外資每日買/賣超



證券代碼	買超金額 (Mil.VND)	證券代碼	賣超金額 (Mil.VND)
PVS	37,229	VCS	12,648
APS	3,306	SHS	1,630
IDC	2,343	NVB	1,144
PCG	287	THD	602
ART	170	CAP	536

HNX 外資買/賣超的前 5 名

UPCOM 外資每日買/賣超



證券代碼	買超金額 (Mil.VND)	證券代碼	賣超金額 (Mil.VND)
ACV	2,120	BSR	12,705
VEA	951	QNS	9,521
MCH	90	SID	1,022
HPW	82	IDP	975
PXT	80	BTD	472

UPCOM 外資買/賣超的前 5 名

源: FiinPro - YSVN

We Create Fortune

自營統計

證券代碼	買超金額 (Mil.VND)	證券代碼	賣超金額 (Mil.VND)
VCI	61,661	MSN	47,924
FUEVFN30	60,606	NVL	47,404
NKG	25,104	HPG	31,619
HSG	18,406	FPT	28,887
E1VFN30	10,883	VPB	23,640

HSX 自營交易最大前名

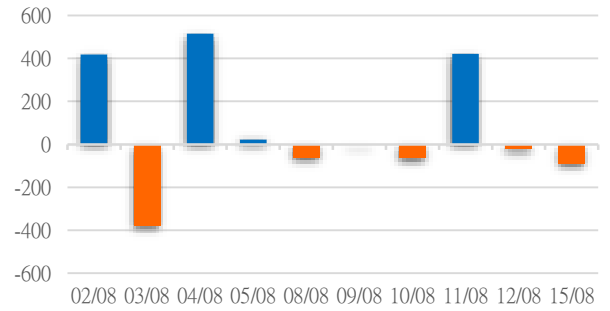
證券代碼	買超金額 (Mil.VND)	證券代碼	賣超金額 (Mil.VND)
HHC	32.39	CAP	1
TNG	4.72		
CEO	1.26		
PVS	1.25		
SD9	0.50		

HNX 自營交易最大前名

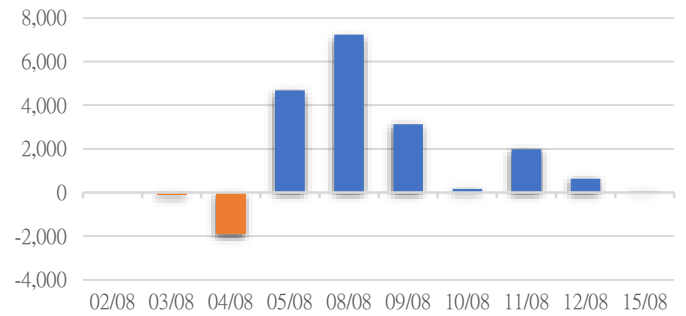
證券代碼	買超金額 (Mil.VND)	證券代碼	賣超金額 (Mil.VND)
		QNS	105
		TBR	67
		ABB	24

UPCoM 自營交易最大前名

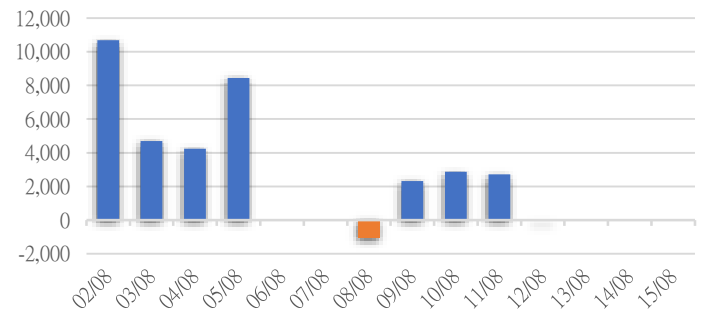
HSX 自營交易每日買/賣超 (Bil.VND)



HNX 自營交易每日買/賣超 (Mil.VND)

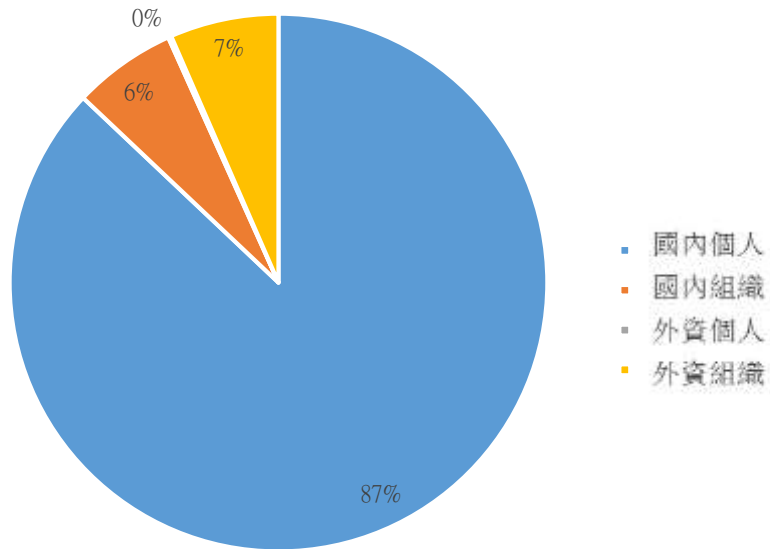


UPCoM 自營交易每日買/賣超 (Mil.VND)



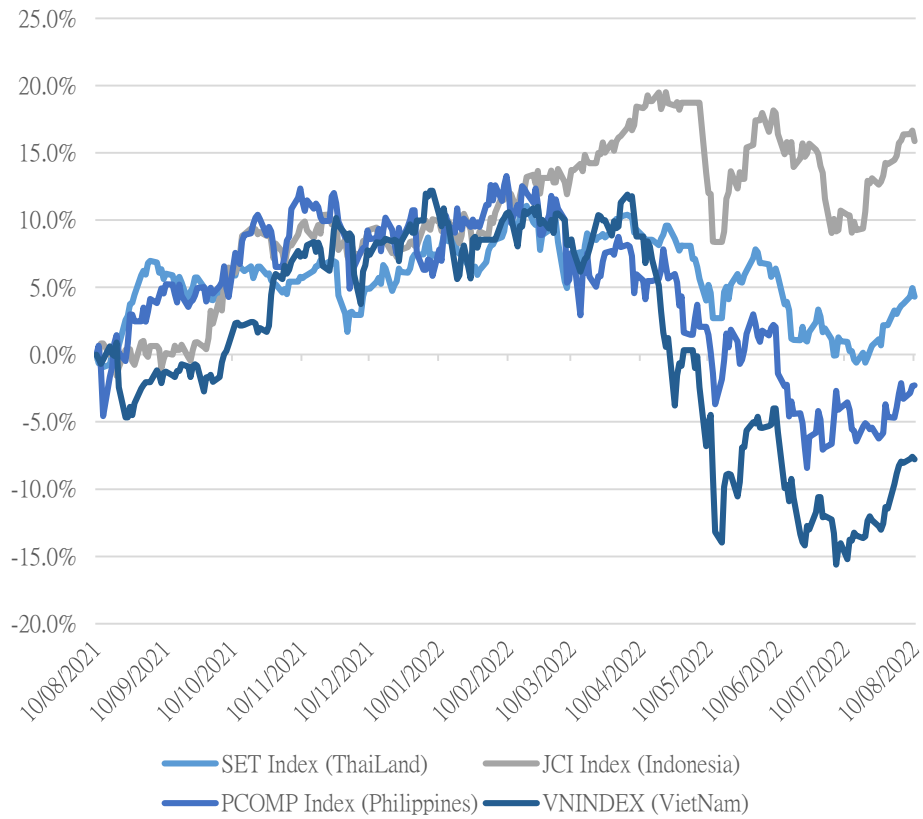
We Create **Fortune**

越南證券市場投資人類別統計



資料源: FiinPro - YSVN

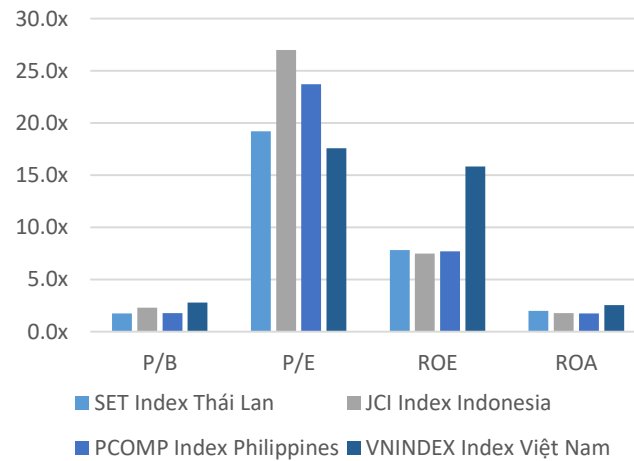
東南亞主要市場走勢比較



東南亞主要市場數據

		Thailand	Indonesia	Philippines	Vietnam
P/B		1.6x	2.2x	1.7x	2.1x
P/E		17.1x	15.44	18.0x	13.4x
ROE	%	9.24	13.32	9.85	15.53
ROA	%	2.35	3.37	2.22	2.52
Vốn hóa	Tỷ USD	546.57	625.41	163.80	213.91
GTGD	Triệu USD	1.47	0.92	0.08	0.61
LS cổ tức	%	2.72	2.54	2.02	1.45

源: Bloomberg & YSVN





We Create Fortune

元大證券（越南）公司

個人客戶分析部

Nguyễn Thế Minh
研究分析經理
+84 28 3622 6868 ext 3826
minh.nguyen@yuanta.com.vn

Lý Thị Hiền
研究分析主管
+84 28 3622 6868 ext 3908
hien.ly@yuanta.com.vn

Quách Đức Khánh
研究分析副主管
+84 28 3622 6868 ext 3833
khanh.quach@yuanta.com.vn

Khổng Hữu Hiệp
高級分析專員
+84 28 3622 6868 ext 3912
hiep.khong@yuanta.com.vn

Nguyễn Trịnh Ngọc Hồng
高級分析專員
+84 28 3622 6868 ext 3832
hong.nguyen@yuanta.com.vn

Phạm Tấn Phát
高級分析專員
+84 28 3622 6868 ext 3880
phat.pham@yuanta.com.vn

個人客戶業務部

Phạm Đắc Thành
北部分行經理
+84 28 3622 6868 ext 3416
thanh.pham@yuanta.com.vn

Võ Thị Thu Thủy
平陽分行經理
+84 28 3622 6868 ext 3505
thuy.vo@yuanta.com.vn

Lương Kỳ Ty
堤岸分行經理
+84 28 3622 6868 ext 3653
ty.luong@yuanta.com.vn

Bùi Quốc Phong
同奈分行經理
+84 28 3622 6868 ext 3701
phong.bui@yuanta.com.vn

Võ Đình Tuấn
峴港分行經理
+84 28 3622 6868 ext 3301
tuan.vo@yuanta.com.vn

Nguyễn Việt Quang
河內分行經理
+84 28 3622 6868 ext 3404
quang.nguyen@yuanta.com.vn

Đinh Thị Thu Cúc
頭頓分行經理
+84 28 3622 6868 ext 3203
cuc.dinh@yuanta.com.vn

Appendix A: Important Disclosures

Analyst Certification

Each research analyst primarily responsible for the content of this research report, in whole or in part, certifies that with respect to each security or issuer that the analyst covered in this report: (1) all of the views expressed accurately reflect his or her personal views about those securities or issuers; and (2) no part of his or her compensation was, is, or will be, directly or indirectly, related to the specific recommendations or views expressed by that research analyst in the research report.

Ratings Definitions

BUY: We have a positive outlook on the stock based on our expected absolute or relative return over the investment period. Our thesis is based on our analysis of the company's outlook, financial performance, catalysts, valuation and risk profile. We recommend investors add to their position.

HOLD-Outperform: In our view, the stock's fundamentals are relatively more attractive than peers at the current price. Our thesis is based on our analysis of the company's outlook, financial performance, catalysts, valuation and risk profile.

HOLD-Underperform: In our view, the stock's fundamentals are relatively less attractive than peers at the current price. Our thesis is based on our analysis of the company's outlook, financial performance, catalysts, valuation and risk profile.

SELL: We have a negative outlook on the stock based on our expected absolute or relative return over the investment period. Our thesis is based on our analysis of the company's outlook, financial performance, catalysts, valuation and risk profile. We recommend investors reduce their position.

Under Review: We actively follow the company, although our estimates, rating and target price are under review.

Restricted: The rating and target price have been suspended temporarily to comply with applicable regulations and/or Yuanta policies.

Note: Yuanta research coverage with a Target Price is based on an investment period of 12 months. Greater China Discovery Series coverage does not have a formal 12 month Target Price and the recommendation is based on an investment period specified by the analyst in the report.

Global Disclaimer

© 2018 Yuanta. All rights reserved. The information in this report has been compiled from sources we believe to be reliable, but we do not hold ourselves responsible for its completeness or accuracy. It is not an offer to sell or solicitation of an offer to buy any securities. All opinions and estimates included in this report constitute our judgment as of this date and are subject to change without notice.

This report provides general information only. Neither the information nor any opinion expressed herein constitutes an offer or invitation to make an offer to buy or sell securities or other investments. This material is prepared for general circulation to clients and is not intended to provide tailored investment advice and does not take into account the individual financial situation and objectives of any specific person who may receive this report. Investors should seek financial advice regarding the appropriateness of investing in any securities, investments or investment strategies discussed or recommended in this report. The information contained in this report has been compiled from sources believed to be reliable but no representation or warranty, express or implied, is made as to its accuracy, completeness or correctness. This report is not (and should not be construed as) a solicitation to act as securities broker or dealer in any jurisdiction by any person or company that is not legally permitted to carry on such business in that jurisdiction.

Yuanta research is distributed in the United States only to Major U.S. Institutional Investors (as defined in Rule 15a-6 under the Securities Exchange Act of 1934, as amended and SEC staff interpretations thereof). All transactions by a US person in the securities mentioned in this report must be effected through a registered broker-dealer under Section 15 of the Securities Exchange Act of 1934, as amended. Yuanta research is distributed in Taiwan by Yuanta Securities Investment Consulting. Yuanta research is distributed in Hong Kong by Yuanta Securities (Hong Kong) Co. Limited, which is licensed in Hong Kong by the Securities and Futures Commission for regulated activities, including Type 4 regulated activity (advising on securities). In Hong Kong, this research report may not be redistributed, retransmitted or disclosed, in whole or in part or and any form or manner, without the express written