

## 當日市場：市場在強勁的阻力位分化


2022/08/17

### 市場走勢


市場指數	VNI	HNI	UPCOM
收盤	1,274.69	303.02	92.84
%日	0.04%	-0.31%	0.22%
%週	1.26%	0.53%	-0.02%
%月	8.09%	6.55%	6.32%
%年	-7.02%	-11.79%	-1.28%
<b>成交值(Bil.VND)</b>			
當日	14,928	1,509	1,067
日均量/週	15,320	1,843	953
日均量/月	14,125	1,623	940
<b>外資進出</b>			
買進	1,386.03	3.31	15.70
賣出	854.76	6.54	32.56
買賣超	531.27	-3.23	-16.86
<b>市場漲跌家數</b>			
上漲	174	76	127
下跌	178	114	184
持平	69	158	592
<b>市場指標</b>			
P/E	13.53	15.67	15.09
總市值 (兆盾)	5,097	358	1,272
股息殖利率	1.39%	3.31%	3.82%

資料源: Bloomberg - YSVN

VNINDEX



HNIINDEX



### 市場走勢

阻力位的謹慎情緒導致指數在窄幅波動。VN-Index 收於 1,274.69 點，上漲 0.04%，HNX-Index 下跌 0.31%，Upcom-Index 上漲 0.22%。3 大市場的交易額達到 15 兆 6,950 億越南盾。

銀行股在過去兩個交易日佔主導地位，並再次調整，BID (-1.2%) 領跌，而 SHB、STB、MBB 和 VPB 調整低於 1%。當日的亮點是鋼鐵股繼續復甦，如 HPG (+2.3%) 和 NKG (+1.8%) 的價格上漲。

這也是盤中交易量最好的兩檔股票。

在行業方面，建築（CTD、HBC）、基礎設施（CII）、紡織（TCM、TNG）的漲幅良好於大市場。

當日的外資在連續第三個交易日繼續買超超過 5,110 億越南盾。

HPG（4,520 億）、PVD（570 億）、HDB（360 億）在買超方面領先。另一方面，TLG（330 億）、DCM（270 億）、DGC（260 億）被拋售最多的股票。

### 市場短期觀點

我們認為市場可能可能會在 VN-Index 在 1,260 - 1,285 點的短期阻力位出現調整區間，或者在窄幅處於震盪階段。同時，市場出現進入短期調整階段的跡象，顯示 VN-Index 可能無法完全突破 1260-1285 點的阻力位。此外，短期情緒指標繼續下跌，顯示短期投資者對當前的走勢仍保持謹慎情緒，但短期情緒指標仍處於樂觀階段。

大盤短期走勢仍為上漲。因此，我們建議短期投資者可以繼續在投資組合中較高比例的股票持有，並僅應考慮以較低比例的股票買進新股。

請在 <https://ysradar.yuanta.com.vn/> 查看有關股票的信號。

We Create Fortune

技術分析圖



指數技術分析圖 VN-Index



指數技術分析圖 HNX-Index

指數	短期趨勢	中期趨勢	阻力區 1	阻力區 2	支撐區 1	支撐區 2
VN-Index	上漲	下跌	1393	1500	1310	1200
HNX-Index	上漲	下跌	470	500	300	180
VN30	上漲	下跌	1550	1570	1445	960
VNMidcaps	上漲	下跌	1,730	1800	1650	963
VNSmallcaps	上漲	下跌	1430	1450	1400	804

We Create Fortune

胡志明市交易所 (HSX)

	收盤	漲跌%
VNI	1274.69	0.04%
VN30	1295.1	0.10%
VN Mid	1743.69	0.21%
VN Small	1585.05	0.31%

河內交易所 (HSX)

	收盤	漲跌%
HNI	303.02	-0.31%
HN30	561.19	-0.41%
VNX AllSh	1276.2	0.15%

UPCOM 市場 (UPCoM)

	收盤	漲跌%
UPCoM	92.84	0.22%

外資交易	成交值 (BiL.VND)
買進	1386.03
賣出	854.76
買超/賣超	531.27

外資交易	成交值 (BiL.VND)
買進	3.31
賣出	6.54
買超/賣超	-3.23

外資交易	成交值 (BiL.VND)
買進	15.70
賣出	32.56
買超/賣超	-16.86

上漲排名/股碼	漲跌(VND)	漲跌%
CTD	4400	6.98%
CII	1650	6.96%
NHA	1700	6.91%
VDS	900	6.84%
TDC	1150	5.91%

上漲排名/股碼	漲跌(VND)	漲跌%
L18	3500	8.97%
BCC	700	4.38%
MBG	300	3.53%
TNG	800	2.87%
LAS	400	2.86%

上漲排名/股碼	漲跌(VND)	漲跌%
DSC	3464	13.17%
VFS	1305	6.83%
TID	1397	2.85%
MSR	558	2.72%
MCM	941	2.12%

下跌排名/股碼	漲跌(VND)	漲跌%
FDC	-1800	-6.98%
YEG	-950	-3.97%
ACC	-500	-2.82%
AAT	-350	-2.60%
BAF	-800	-2.52%

下跌排名/股碼	漲跌(VND)	漲跌%
EVS	-900	-3.64%
KLF	-100	-2.94%
VC3	-1100	-2.49%
AMV	-200	-2.35%
AAV	-200	-2.06%

下跌排名/股碼	漲跌(VND)	漲跌%
BMS	-432	-3.69%
OIL	-335	-2.48%
BSR	-591	-2.32%
VHG	-100	-2.27%
CSI	-1545	-1.72%

\*備註：市值>5,000 億盾；成交值>15 億盾

市值排名/股碼	BiL.VND
VCB	387,120
VHM	267,794
VIC	253,245
GAS	218,190
BID	207,399

市值排名/股碼	BiL.VND
KSF	24,870
IDC	21,483
THD	20,825
NVB	15,925
BAB	13,665

市值排名/股碼	BiL.VND
ACV	189,125
BSR	78,923
MCH	71,412
VEA	61,105
MVN	34,430

交易量排名/股碼	成交值	30 日均
HPG	66,960,300	29,439,448
VND	19,915,800	23,228,524
NKG	19,474,800	10,844,176
HNG	18,665,600	14,475,248
HAG	17,740,900	22,964,438

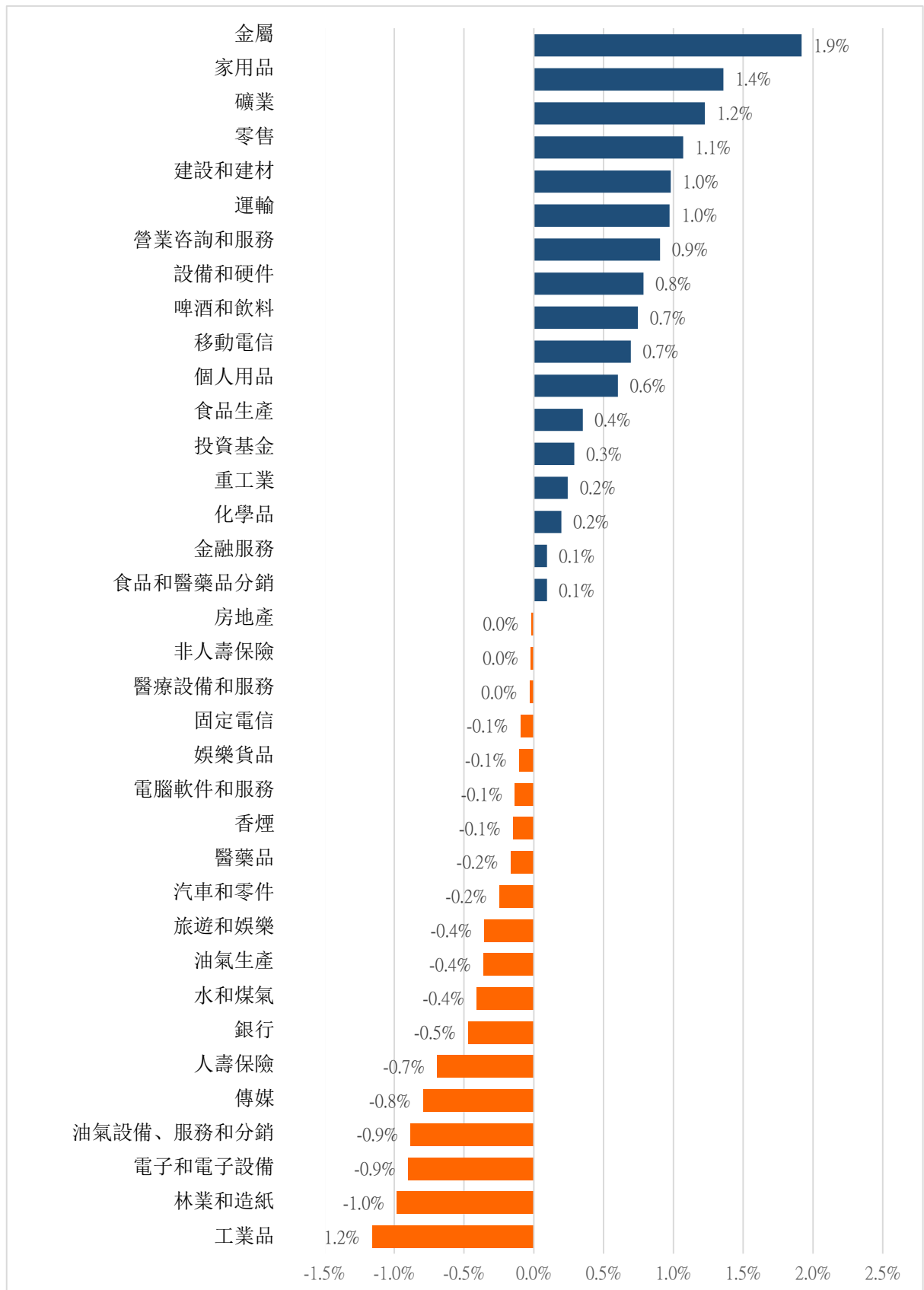
交易量排名/股碼	成交值	30 日均
SHS	8,066,855	14,079,018
PVS	7,774,543	7,227,920
AMV	5,832,383	2,967,066
KLF	4,638,063	2,670,028
CEO	4,439,410	6,578,046

交易量排名/股碼	成交值	30 日均
BSR	12,500,102	10,532,059
KLB	6,195,720	9,999
VHG	2,655,903	2,746,011
QNS	2,569,030	261,606
C4G	2,408,877	1,743,140

資料源: Bloomberg & Yuanta Research

We Create Fortune

### 各行業板塊的交易走勢



資料源: FiinPro - YSVN

We Create Fortune

## 外資買進賣統計

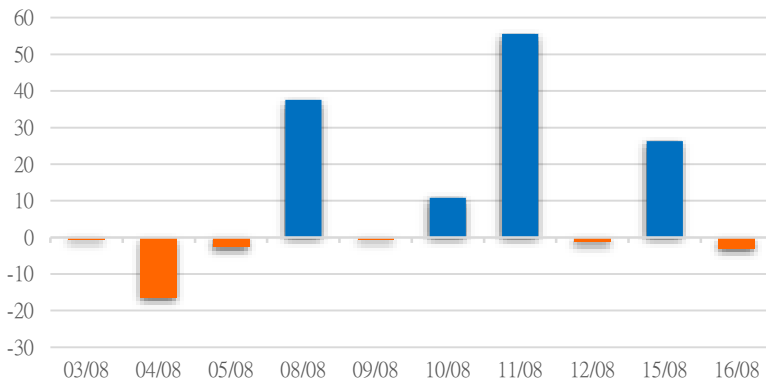
HSX 外資每日買/賣超



證券代碼	買超金額 (Mil.VND)	證券代碼	賣超金額 (Mil.VND)
HPG	451,997	TLG	32,708
PVD	57,395	DCM	27,265
HDB	35,569	DGC	26,470
NVL	26,981	VCB	21,706
VND	23,442	SSI	21,208

HSX 外資買/賣超的前 5 名

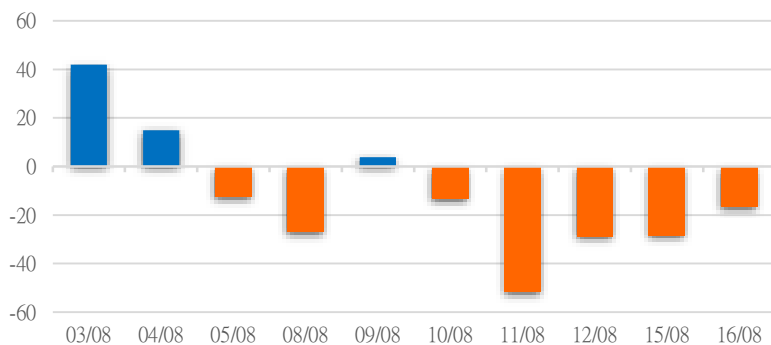
HNX 外資每日買/賣超



證券代碼	買超金額 (Mil.VND)	證券代碼	賣超金額 (Mil.VND)
IDC	570	TNG	3,534
VCS	533	BCC	837
HUT	202	VTV	418
GMX	164	TMB	226
KSQ	150	NTP	220

HNX 外資買/賣超的前 5 名

UPCOM 外資每日買/賣超



證券代碼	買超金額 (Mil.VND)	證券代碼	賣超金額 (Mil.VND)
VEA	2,932	BSR	12,697
ACV	2,516	QNS	9,308
LTG	1,263	CSI	2,844
FOC	481	SDD	66
SIP	379	HSM	55

UPCOM 外資買/賣超的前 5 名

源: FiinPro - YSVN

We Create Fortune

## 自營統計

證券代碼	買超金額 (Mil.VND)	證券代碼	賣超金額 (Mil.VND)
VPB	92,390	FUEMAV30	22,873
DXG	28,080	HPG	16,648
FUEVFNVD	22,666	FPT	12,494
VND	22,588	MBB	9,111
NKG	21,882	MWG	7,332

HSX 自營交易最大前名

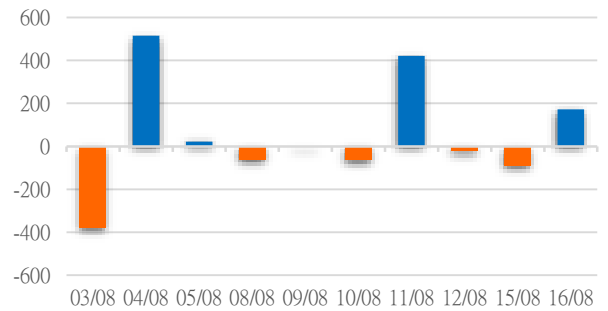
證券代碼	買超金額 (Mil.VND)	證券代碼	賣超金額 (Mil.VND)
HTP	10,164.00	GKM	1,822
TNG	5.92		
PIC	0.78		
DL1	0.54		

HNX 自營交易最大前名

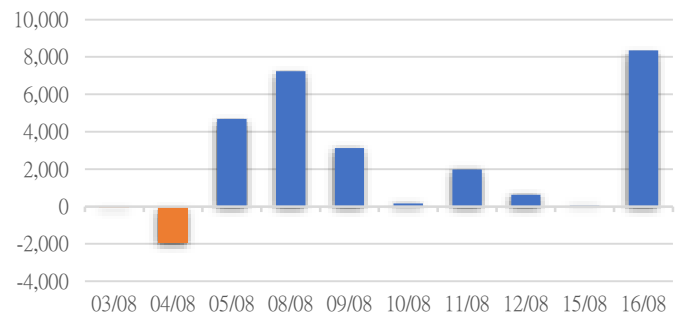
證券代碼	買超金額 (Mil.VND)	證券代碼	賣超金額 (Mil.VND)

UPCoM 自營交易最大前名

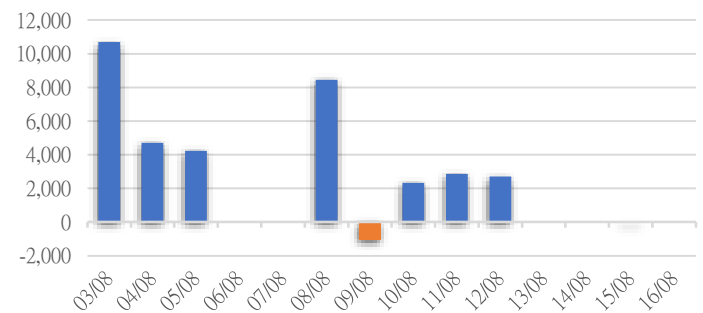
HSX 自營交易每日買/賣超  
( Bil.VND )



HNX 自營交易每日買/賣超  
( Mil.VND )



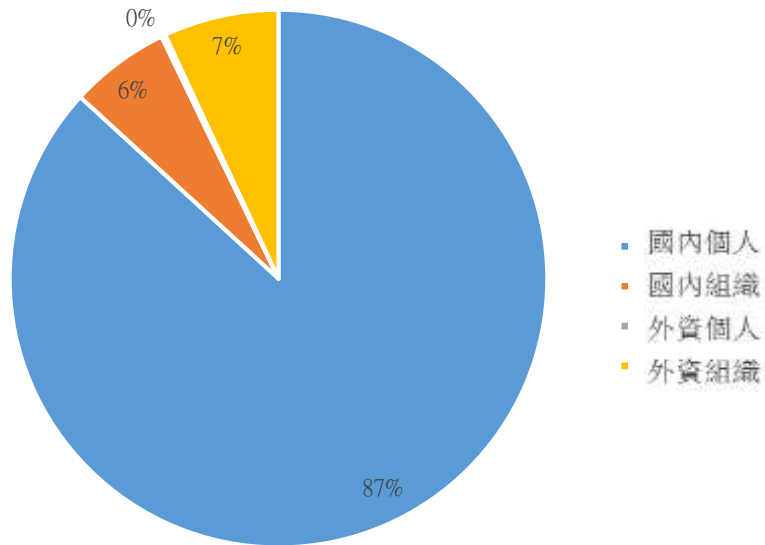
UPCoM 自營交易每日買/賣超  
( Mil.VND )





We Create **Fortune**

### 越南證券市場投資人類別統計

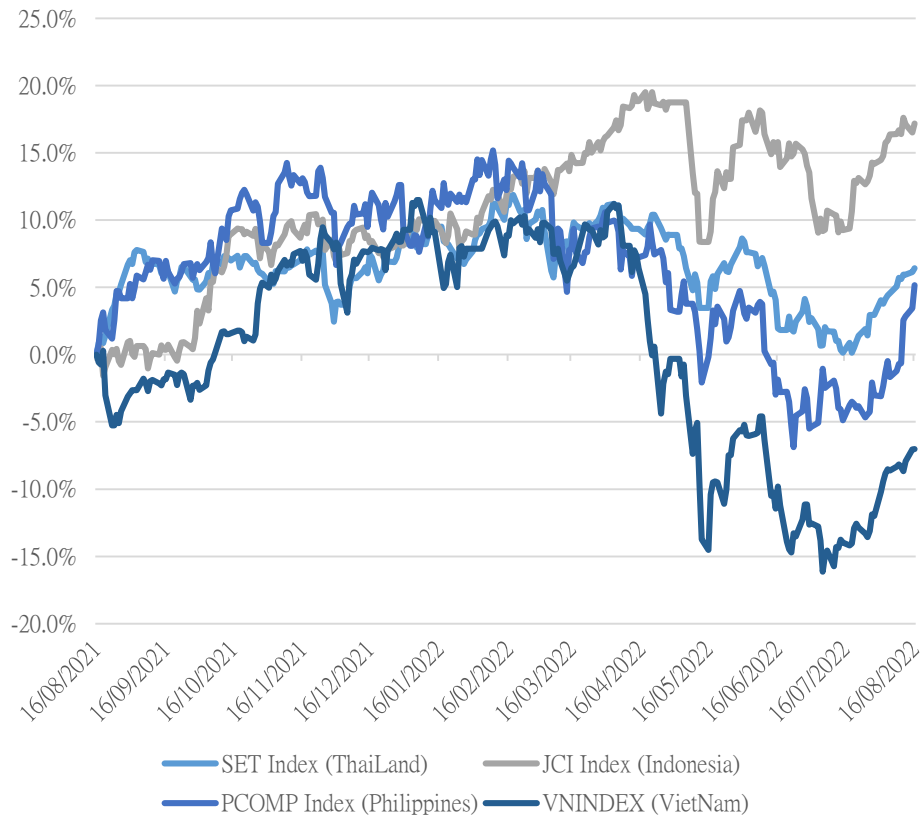


資料源: FiinPro - YSVN



We Create Fortune

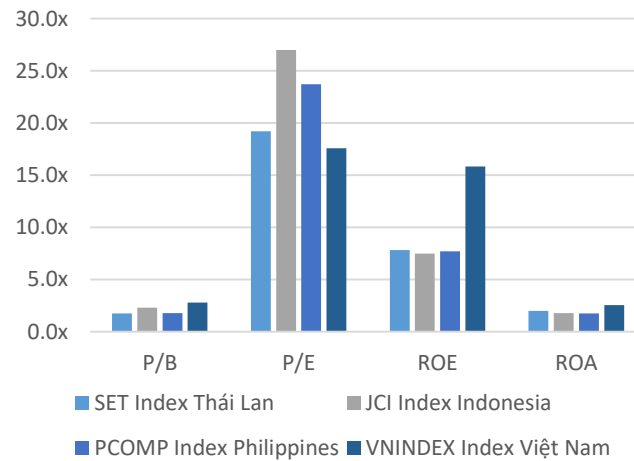
### 東南亞主要市場走勢比較



東南亞主要市場數據

		Thailand	Indonesia	Philippines	Vietnam
P/B		1.6x	2.2x	1.7x	2.1x
P/E		16.8x	15.44	17.8x	13.6x
ROE	%	9.55	13.37	10.09	15.49
ROA	%	2.43	3.38	2.28	2.52
Vốn hóa	Tỷ USD	550.32	628.03	169.79	216.28
GTGD	Triệu USD	1.91	0.73	0.07	0.59
LS cổ tức	%	2.72	2.52	1.99	1.43

源: Bloomberg & YSVN







We Create Fortune

## 元大證券（越南）公司

### 個人客戶分析部

**Nguyễn Thế Minh**  
研究分析經理  
+84 28 3622 6868 ext 3826  
minh.nguyen@yuanta.com.vn

**Lý Thị Hiền**  
研究分析主管  
+84 28 3622 6868 ext 3908  
hien.ly@yuanta.com.vn

**Quách Đức Khánh**  
研究分析副主管  
+84 28 3622 6868 ext 3833  
khanh.quach@yuanta.com.vn

**Khổng Hữu Hiệp**  
高級分析專員  
+84 28 3622 6868 ext 3912  
hiep.khong@yuanta.com.vn

**Nguyễn Trịnh Ngọc Hồng**  
高級分析專員  
+84 28 3622 6868 ext 3832  
hong.nguyen@yuanta.com.vn

**Phạm Tấn Phát**  
高級分析專員  
+84 28 3622 6868 ext 3880  
phat.pham@yuanta.com.vn

### 個人客戶業務部

**Phạm Đắc Thành**  
北部分行經理  
+84 28 3622 6868 ext 3416  
thanh.pham@yuanta.com.vn

**Võ Thị Thu Thủy**  
平陽分行經理  
+84 28 3622 6868 ext 3505  
thuy.vo@yuanta.com.vn

**Lương Kỳ Ty**  
堤岸分行經理  
+84 28 3622 6868 ext 3653  
ty.luong@yuanta.com.vn

**Bùi Quốc Phong**  
同奈分行經理  
+84 28 3622 6868 ext 3701  
phong.bui@yuanta.com.vn

**Võ Đình Tuấn**  
峴港分行經理  
+84 28 3622 6868 ext 3301  
tuan.vo@yuanta.com.vn

**Nguyễn Việt Quang**  
河內分行經理  
+84 28 3622 6868 ext 3404  
quang.nguyen@yuanta.com.vn

**Đinh Thị Thu Cúc**  
頭頓分行經理  
+84 28 3622 6868 ext 3203  
cuc.dinh@yuanta.com.vn

## Appendix A: Important Disclosures

### Analyst Certification

Each research analyst primarily responsible for the content of this research report, in whole or in part, certifies that with respect to each security or issuer that the analyst covered in this report: (1) all of the views expressed accurately reflect his or her personal views about those securities or issuers; and (2) no part of his or her compensation was, is, or will be, directly or indirectly, related to the specific recommendations or views expressed by that research analyst in the research report.

### Ratings Definitions

**BUY:** We have a positive outlook on the stock based on our expected absolute or relative return over the investment period. Our thesis is based on our analysis of the company's outlook, financial performance, catalysts, valuation and risk profile. We recommend investors add to their position.

**HOLD-Outperform:** In our view, the stock's fundamentals are relatively more attractive than peers at the current price. Our thesis is based on our analysis of the company's outlook, financial performance, catalysts, valuation and risk profile.

**HOLD-Underperform:** In our view, the stock's fundamentals are relatively less attractive than peers at the current price. Our thesis is based on our analysis of the company's outlook, financial performance, catalysts, valuation and risk profile.

**SELL:** We have a negative outlook on the stock based on our expected absolute or relative return over the investment period. Our thesis is based on our analysis of the company's outlook, financial performance, catalysts, valuation and risk profile. We recommend investors reduce their position.

**Under Review:** We actively follow the company, although our estimates, rating and target price are under review.

**Restricted:** The rating and target price have been suspended temporarily to comply with applicable regulations and/or Yuanta policies.

Note: Yuanta research coverage with a Target Price is based on an investment period of 12 months. Greater China Discovery Series coverage does not have a formal 12 month Target Price and the recommendation is based on an investment period specified by the analyst in the report.

### Global Disclaimer

© 2018 Yuanta. All rights reserved. The information in this report has been compiled from sources we believe to be reliable, but we do not hold ourselves responsible for its completeness or accuracy. It is not an offer to sell or solicitation of an offer to buy any securities. All opinions and estimates included in this report constitute our judgment as of this date and are subject to change without notice.

This report provides general information only. Neither the information nor any opinion expressed herein constitutes an offer or invitation to make an offer to buy or sell securities or other investments. This material is prepared for general circulation to clients and is not intended to provide tailored investment advice and does not take into account the individual financial situation and objectives of any specific person who may receive this report. Investors should seek financial advice regarding the appropriateness of investing in any securities, investments or investment strategies discussed or recommended in this report. The information contained in this report has been compiled from sources believed to be reliable but no representation or warranty, express or implied, is made as to its accuracy, completeness or correctness. This report is not (and should not be construed as) a solicitation to act as securities broker or dealer in any jurisdiction by any person or company that is not legally permitted to carry on such business in that jurisdiction.

Yuanta research is distributed in the United States only to Major U.S. Institutional Investors (as defined in Rule 15a-6 under the Securities Exchange Act of 1934, as amended and SEC staff interpretations thereof). All transactions by a US person in the securities mentioned in this report must be effected through a registered broker-dealer under Section 15 of the Securities Exchange Act of 1934, as amended. Yuanta research is distributed in Taiwan by Yuanta Securities Investment Consulting. Yuanta research is distributed in Hong Kong by Yuanta Securities (Hong Kong) Co. Limited, which is licensed in Hong Kong by the Securities and Futures Commission for regulated activities, including Type 4 regulated activity (advising on securities). In Hong Kong, this research report may not be redistributed, retransmitted or disclosed, in whole or in part or and any form or manner, without the express written