

當日市場：大型股保持指數

2022/08/18

市場走勢

市場指數	VNI	HNI	UPCOM
收盤	1,275.28	302.59	93.07
%日	0.05%	-0.14%	0.25%
%週	1.26%	0.53%	-0.02%
%月	8.09%	6.55%	6.32%
%年	-7.02%	-11.79%	-1.28%
成交值(Bil.VND)			
當日	17,658	1,821	1,211
日均量/週	15,320	1,843	953
日均量/月	14,125	1,623	940
外資進出			
買進	888.87	16.33	11.28
賣出	935.47	1.95	42.06
買賣超	-46.60	14.38	-30.77
市場漲跌家數			
上漲	131	81	158
下跌	210	121	157
持平	80	147	588
市場指標			
P/E	13.53	15.53	15.20
總市值 (兆盾)	5,099	357	1,281
股息殖利率	1.39%	3.30%	3.72%

資料源: Bloomberg - YSVN

VNINDEX



HNIINDEX



市場走勢

當接近強勁阻力位時，市場的-VN-Index 繼續在窄幅波動。VN-Index 收於 1,275.28 點，上漲 0.05%，而 HNX-Index 下跌 0.14%，Upcom-Index 上漲 0.25%。3 大市場的交易額均超過 18 兆 760 億越南盾。當日獲利回吐壓力持續，銀行股出現分化，SHB (-1.3%)、BID (-1.2%) 下跌，而 HDB、MBB、ACB 上漲。鋼鐵股在 HPG、NKG、HSG 等短期獲利回吐壓力下再次調整，並小幅下跌。

值得關注是，房地產的走勢相當積極，如 PDR (+6.8%)、VIC (+2.1%)。此外，該板塊的中小型股也錄得良好的漲幅，如 HDC (+7%)、DXG (+2.9%) 等。

外資在連續 3 個交易日買超後，他們轉為賣超近 630 億越南盾。KBC (710 億)、VHM (710 億)、HCM (430 億) 被拋售最多的股票。另一方面，HDB (830 億)、PVD (480 億)、DXG (370 億) 在買超方面領先。

市場短期觀點

我們認為市場可能會在下個交易日調整。同時，短期情緒指標繼續走弱，顯示短期投資者對當前的短期走勢持謹慎情緒。另外，若 VN-Index 在接下來的 1-2 個交易日調整，短期風險可能會出現增加的跡象，因此 VN-Index 難以完全突破 1260-1285 點的阻力位。

大盤短期走勢仍為上漲。因此，我們建議短期投資者可以繼續在投資組合中保持較高比例的股票，並在下個交易日限制新買。

請在 <https://ysradar.yuanta.com.vn/> 查看有關股票的信號。

We Create Fortune

技術分析圖



指數技術分析圖 VN-Index



指數技術分析圖 HNX-Index

指數	短期趨勢	中期趨勢	阻力區 1	阻力區 2	支撐區 1	支撐區 2
VN-Index	上漲	下跌	1393	1500	1310	1200
HNX-Index	上漲	下跌	470	500	300	180
VN30	上漲	下跌	1550	1570	1445	960
VNMidcaps	上漲	下跌	1,730	1800	1650	963
VNSmallcaps	上漲	下跌	1430	1450	1400	804

We Create Fortune

胡志明市交易所 (HSX)

	收盤	漲跌%
VNI	1275.28	0.05%
VN30	1300.4	0.41%
VN Mid	1735.97	-0.44%
VN Small	1582.43	-0.17%

河內交易所 (HSX)

	收盤	漲跌%
HNI	302.59	-0.14%
HN30	557.78	-0.61%
VNX AllSh	1277.79	0.12%

UPCOM 市場 (UPCoM)

	收盤	漲跌%
UPCoM	93.07	0.25%

外資交易	成交值 (BiL.VND)
買進	888.87
賣出	935.47
買超/賣超	-46.6

外資交易	成交值 (BiL.VND)
買進	16.33
賣出	1.95
買超/賣超	14.38

外資交易	成交值 (BiL.VND)
買進	11.28
賣出	42.06
買超/賣超	-30.77

上漲排名/ 股碼	漲跌(VND)	漲跌%
HDC	3400	6.95%
PTB	4400	6.91%
FDC	1650	6.88%
NHA	1800	6.84%
PDR	3700	6.79%

上漲排名/ 股碼	漲跌(VND)	漲跌%
S99	1000	9.52%
KSF	5600	6.71%
L18	2500	5.88%
VC7	400	3.33%
HLD	1000	3.13%

上漲排名/ 股碼	漲跌(VND)	漲跌%
DSC	3318	11.13%
VLC	1429	6.32%
KLB	742	2.80%
BMS	258	2.28%
QNS	609	1.38%

下跌排名/ 股碼	漲跌(VND)	漲跌%
AMD	-220	-6.94%
FLC	-390	-6.83%
POM	-540	-6.63%
TLG	-2600	-4.59%
MIG	-1000	-4.14%

下跌排名/ 股碼	漲跌(VND)	漲跌%
ART	-300	-5.66%
TVD	-600	-3.66%
MBG	-300	-3.41%
NBC	-600	-3.37%
CSC	-2400	-3.33%

下跌排名/ 股碼	漲跌(VND)	漲跌%
TID	-1216	-2.41%
DRI	-284	-2.27%
BSR	-527	-2.12%
MSR	-358	-1.70%
CSI	-1464	-1.66%

*備註：市值>5,000 億盾；成交值>15 億盾

市值排名/ 股碼	BiL.VND
VCB	385,700
VHM	266,923
VIC	251,338
GAS	217,233
BID	204,870

市值排名/ 股碼	BiL.VND
KSF	25,020
IDC	21,351
THD	20,720
NVB	15,758
BAB	13,746

市值排名/ 股碼	BiL.VND
ACV	192,162
BSR	77,230
MCH	71,691
VEA	61,195
MVN	34,457

交易量排名/ 股碼	成交值	30 日均
HPG	27,796,741	31,078,123
HAG	27,712,100	22,727,005
SSI	21,410,600	20,279,195
SHB	21,112,500	14,139,405
VND	20,985,900	23,032,491

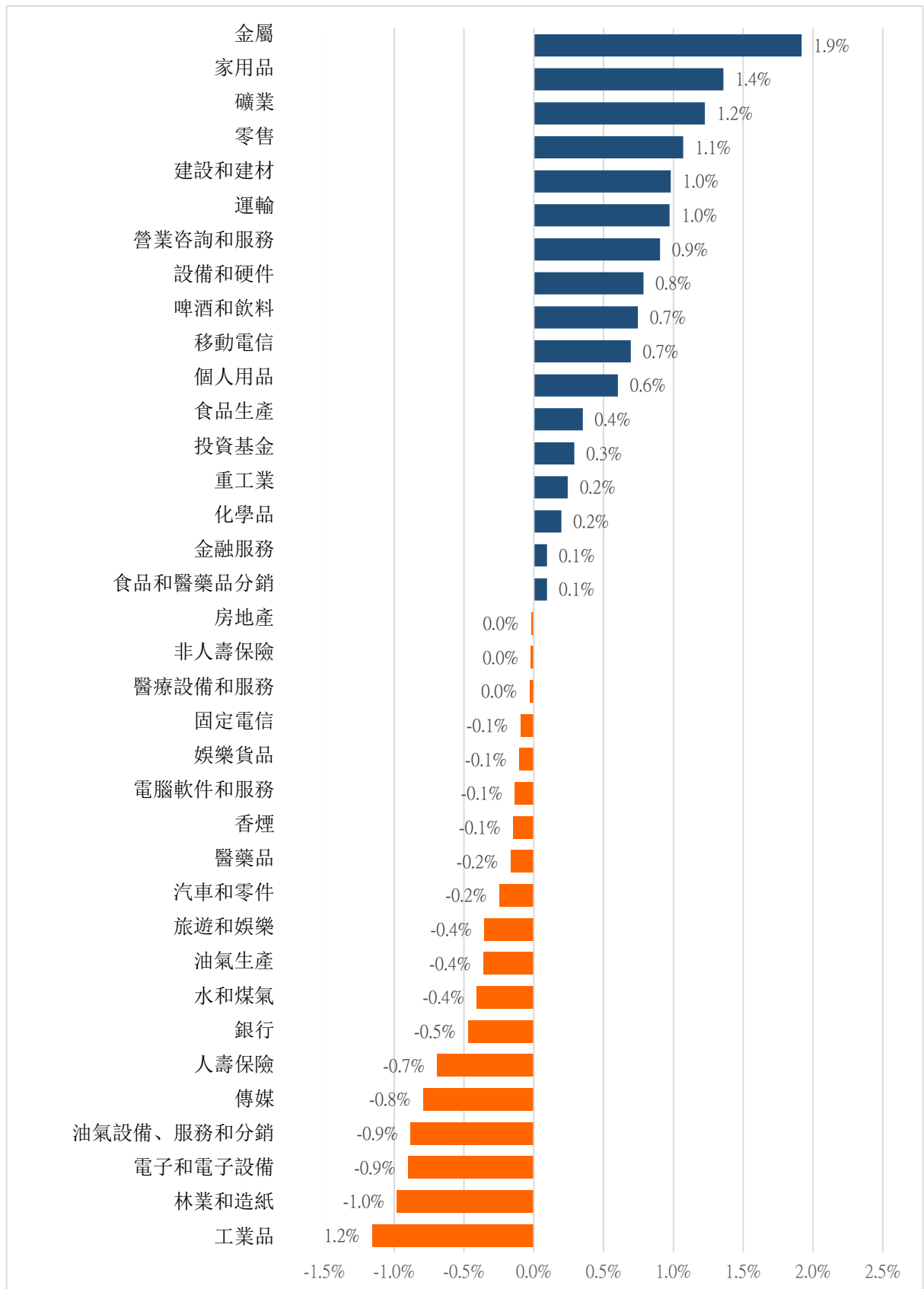
交易量排名/ 股碼	成交值	30 日均
SHS	12,277,968	13,792,102
KLF	10,197,007	2,759,484
PVS	8,096,472	7,252,767
CEO	7,700,160	6,480,835
ART	5,662,227	1,919,951

交易量排 名/股碼	成交值	30 日均
BSR	13,452,924	10,621,516
PXL	5,458,050	198,961
KLB	4,967,199	11,436
GEE	3,651,000	23,541
SBS	2,637,524	2,755,746

資料源: Bloomberg & Yuanta Research

We Create Fortune

各行業板塊的交易走勢



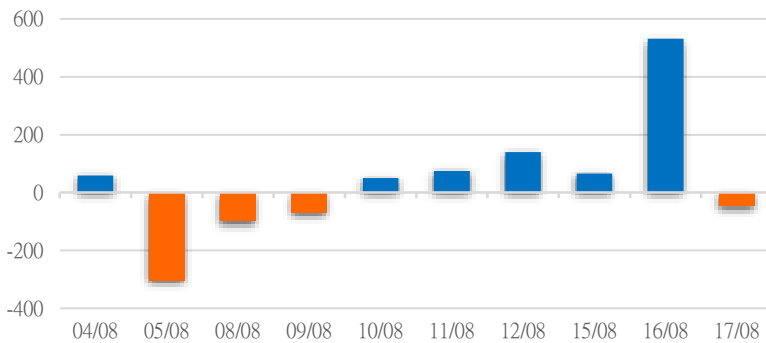
資料源: FinPro - YSVN



We Create Fortune

外資買進賣統計

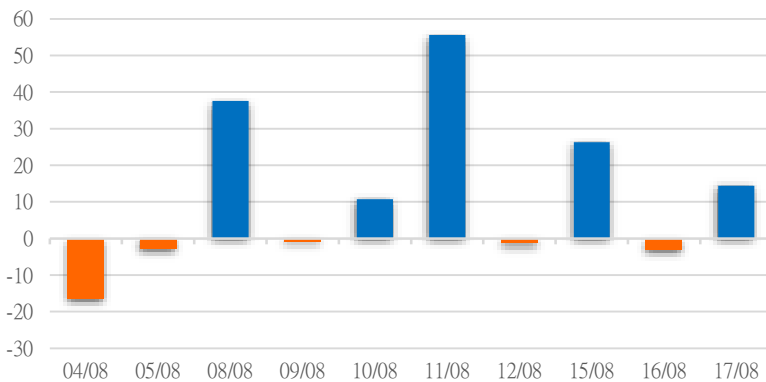
HSX 外資每日買/賣超



證券代碼	買超金額 (Mil.VND)	證券代碼	賣超金額 (Mil.VND)
HDB	82,763	KBC	71,432
PVD	48,042	VHM	70,773
DXG	36,942	HCM	43,380
STB	32,341	FUEKIV30	40,072
MSN	31,737	VND	38,779

HSX 外資買/賣超的前 5 名

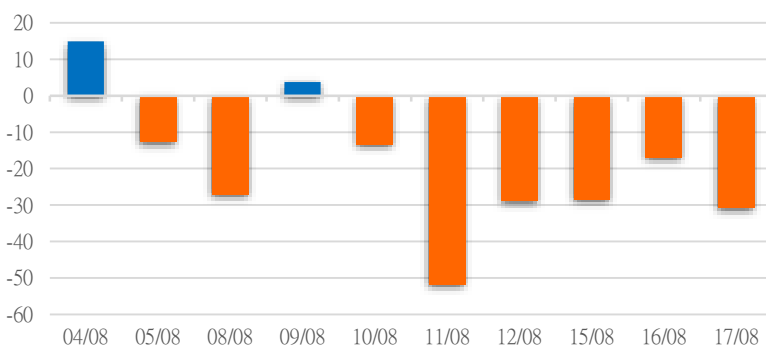
HNX 外資每日買/賣超



證券代碼	買超金額 (Mil.VND)	證券代碼	賣超金額 (Mil.VND)
PVS	11,082	PCE	243
TNG	1,088	HBS	210
IDC	1,027	SCI	191
PVG	448	PSW	146
APS	280	NAG	128

HNX 外資買/賣超的前 5 名

UPCOM 外資每日買/賣超



證券代碼	買超金額 (Mil.VND)	證券代碼	賣超金額 (Mil.VND)
ACV	3,638	BSR	38,650
LTG	3,157	CSI	1,304
VEA	923	VNA	176
FOC	444	OIL	97
QNS	444	BTD	61

UPCOM 外資買/賣超的前 5 名

源: FiinPro - YSVN

We Create Fortune

自營統計

證券代碼	買超金額 (Mil.VND)	證券代碼	賣超金額 (Mil.VND)
MBB	47,591	FUEKIV30	39,927
VPB	41,283	GAS	15,687
GEX	24,394	DXG	9,918
HPG	22,076	KBC	9,455
SSI	21,280	MWG	4,516

HSX 自營交易最大前名

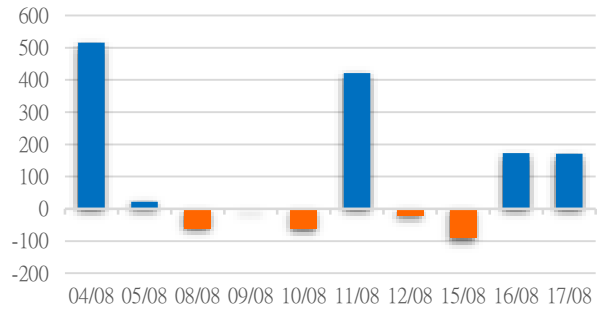
證券代碼	買超金額 (Mil.VND)	證券代碼	賣超金額 (Mil.VND)
IPA	2.91	GKM	2,498
HLD	0.63	TNG	28
TDT	0.40		
DL1	0.32		
CSC	0.13		

HNX 自營交易最大前名

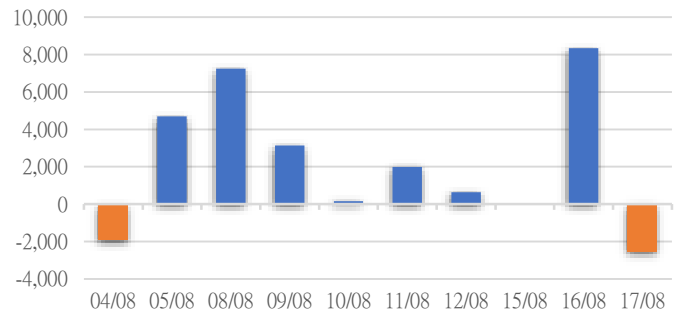
證券代碼	買超金額 (Mil.VND)	證券代碼	賣超金額 (Mil.VND)
		TBR	1

UPCoM 自營交易最大前名

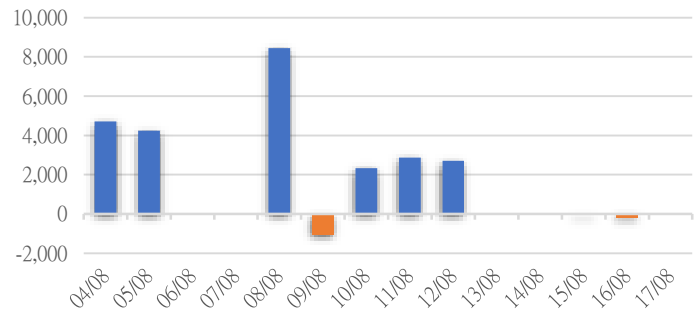
HSX 自營交易每日買/賣超 (BiL.VND)



HNX 自營交易每日買/賣超 (Mil.VND)



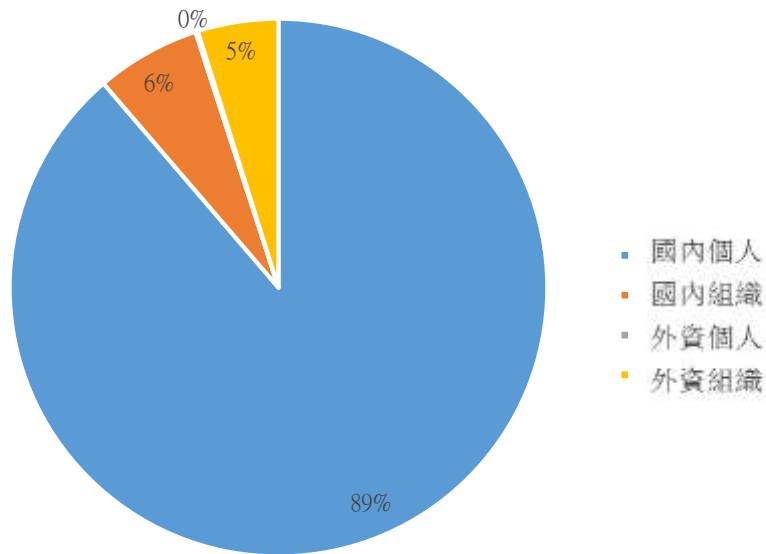
UPCoM 自營交易每日買/賣超 (Mil.VND)





We Create **Fortune**

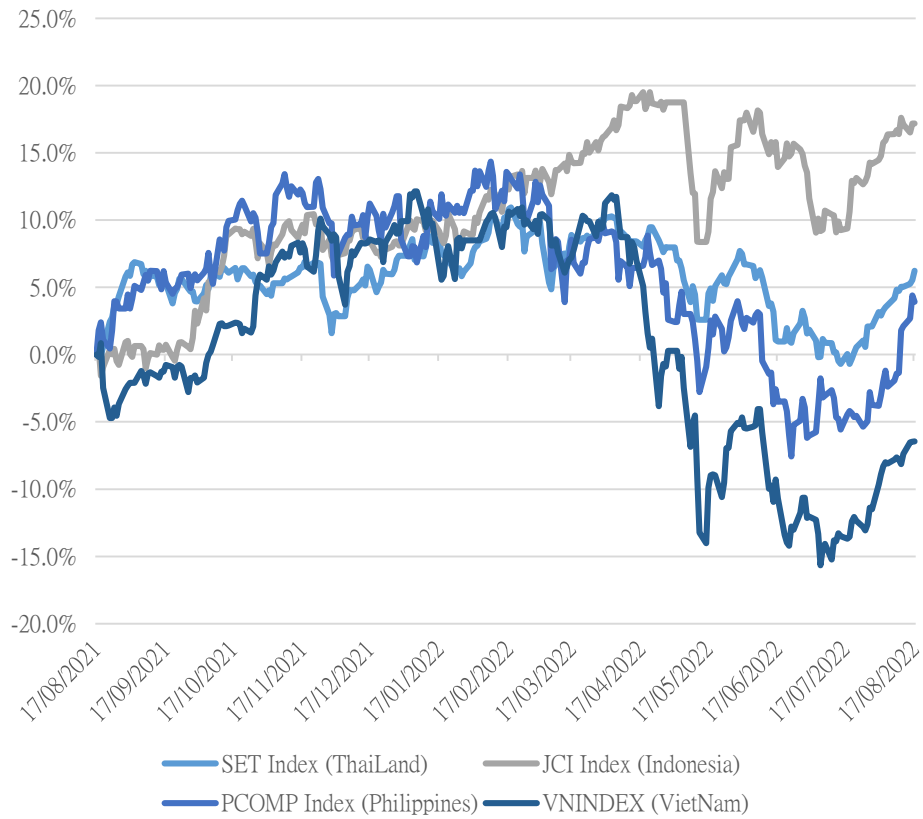
越南證券市場投資人類別統計



資料源: FiinPro - YSVN



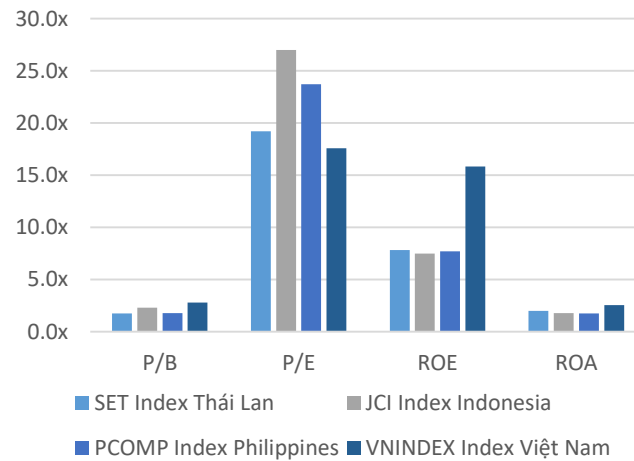
東南亞主要市場走勢比較



東南亞主要市場數據

		Thailand	Indonesia	Philippines	Vietnam
P/B		1.7x	2.1x	1.7x	2.1x
P/E		16.8x	15.34	17.4x	13.6x
ROE	%	9.53	13.36	10.21	15.49
ROA	%	2.42	3.38	2.31	2.52
Vốn hóa	Tỷ USD	552.01	628.96	172.22	216.37
GTGD	Triệu USD	1.99	0.81	0.12	0.57
LS cổ tức	%	2.70	2.52	1.95	1.44

源: Bloomberg & YSVN





We Create Fortune

元大證券（越南）公司

個人客戶分析部

Nguyễn Thế Minh
研究分析經理
+84 28 3622 6868 ext 3826
minh.nguyen@yuanta.com.vn

Lý Thị Hiền
研究分析主管
+84 28 3622 6868 ext 3908
hien.ly@yuanta.com.vn

Quách Đức Khánh
研究分析副主管
+84 28 3622 6868 ext 3833
khanh.quach@yuanta.com.vn

Khổng Hữu Hiệp
高級分析專員
+84 28 3622 6868 ext 3912
hiep.khong@yuanta.com.vn

Nguyễn Trịnh Ngọc Hồng
高級分析專員
+84 28 3622 6868 ext 3832
hong.nguyen@yuanta.com.vn

Phạm Tấn Phát
高級分析專員
+84 28 3622 6868 ext 3880
phat.pham@yuanta.com.vn

個人客戶業務部

Phạm Đắc Thành
北部分行經理
+84 28 3622 6868 ext 3416
thanh.pham@yuanta.com.vn

Võ Thị Thu Thủy
平陽分行經理
+84 28 3622 6868 ext 3505
thuy.vo@yuanta.com.vn

Lương Kỳ Ty
堤岸分行經理
+84 28 3622 6868 ext 3653
ty.luong@yuanta.com.vn

Bùi Quốc Phong
同奈分行經理
+84 28 3622 6868 ext 3701
phong.bui@yuanta.com.vn

Võ Đình Tuấn
峴港分行經理
+84 28 3622 6868 ext 3301
tuan.vo@yuanta.com.vn

Nguyễn Việt Quang
河內分行經理
+84 28 3622 6868 ext 3404
quang.nguyen@yuanta.com.vn

Đinh Thị Thu Cúc
頭頓分行經理
+84 28 3622 6868 ext 3203
cuc.dinh@yuanta.com.vn

Appendix A: Important Disclosures

Analyst Certification

Each research analyst primarily responsible for the content of this research report, in whole or in part, certifies that with respect to each security or issuer that the analyst covered in this report: (1) all of the views expressed accurately reflect his or her personal views about those securities or issuers; and (2) no part of his or her compensation was, is, or will be, directly or indirectly, related to the specific recommendations or views expressed by that research analyst in the research report.

Ratings Definitions

BUY: We have a positive outlook on the stock based on our expected absolute or relative return over the investment period. Our thesis is based on our analysis of the company's outlook, financial performance, catalysts, valuation and risk profile. We recommend investors add to their position.

HOLD-Outperform: In our view, the stock's fundamentals are relatively more attractive than peers at the current price. Our thesis is based on our analysis of the company's outlook, financial performance, catalysts, valuation and risk profile.

HOLD-Underperform: In our view, the stock's fundamentals are relatively less attractive than peers at the current price. Our thesis is based on our analysis of the company's outlook, financial performance, catalysts, valuation and risk profile.

SELL: We have a negative outlook on the stock based on our expected absolute or relative return over the investment period. Our thesis is based on our analysis of the company's outlook, financial performance, catalysts, valuation and risk profile. We recommend investors reduce their position.

Under Review: We actively follow the company, although our estimates, rating and target price are under review.

Restricted: The rating and target price have been suspended temporarily to comply with applicable regulations and/or Yuanta policies.

Note: Yuanta research coverage with a Target Price is based on an investment period of 12 months. Greater China Discovery Series coverage does not have a formal 12 month Target Price and the recommendation is based on an investment period specified by the analyst in the report.

Global Disclaimer

© 2018 Yuanta. All rights reserved. The information in this report has been compiled from sources we believe to be reliable, but we do not hold ourselves responsible for its completeness or accuracy. It is not an offer to sell or solicitation of an offer to buy any securities. All opinions and estimates included in this report constitute our judgment as of this date and are subject to change without notice.

This report provides general information only. Neither the information nor any opinion expressed herein constitutes an offer or invitation to make an offer to buy or sell securities or other investments. This material is prepared for general circulation to clients and is not intended to provide tailored investment advice and does not take into account the individual financial situation and objectives of any specific person who may receive this report. Investors should seek financial advice regarding the appropriateness of investing in any securities, investments or investment strategies discussed or recommended in this report. The information contained in this report has been compiled from sources believed to be reliable but no representation or warranty, express or implied, is made as to its accuracy, completeness or correctness. This report is not (and should not be construed as) a solicitation to act as securities broker or dealer in any jurisdiction by any person or company that is not legally permitted to carry on such business in that jurisdiction.

Yuanta research is distributed in the United States only to Major U.S. Institutional Investors (as defined in Rule 15a-6 under the Securities Exchange Act of 1934, as amended and SEC staff interpretations thereof). All transactions by a US person in the securities mentioned in this report must be effected through a registered broker-dealer under Section 15 of the Securities Exchange Act of 1934, as amended. Yuanta research is distributed in Taiwan by Yuanta Securities Investment Consulting. Yuanta research is distributed in Hong Kong by Yuanta Securities (Hong Kong) Co. Limited, which is licensed in Hong Kong by the Securities and Futures Commission for regulated activities, including Type 4 regulated activity (advising on securities). In Hong Kong, this research report may not be redistributed, retransmitted or disclosed, in whole or in part or and any form or manner, without the express written