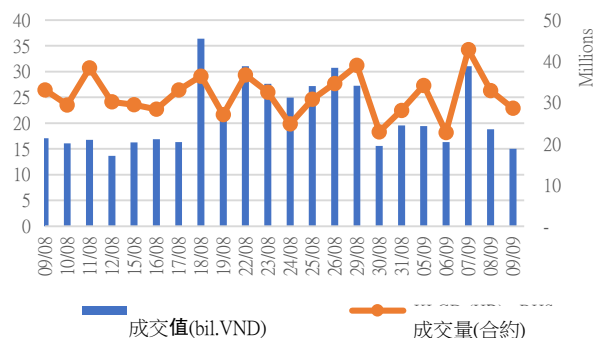


## 市場繼續處於平靜的走勢

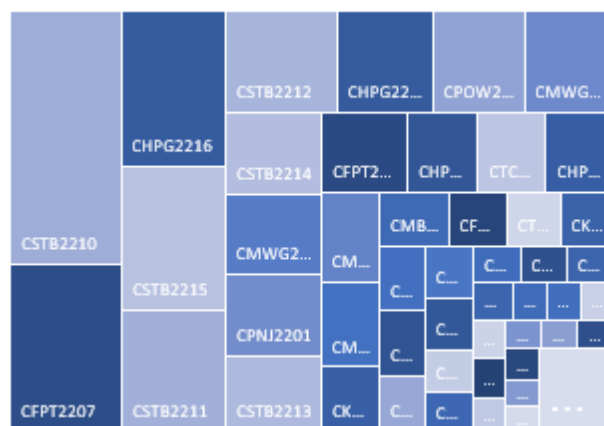
權證市場的走勢仍然相當平靜，流動性較低，大部分權證在窄幅內波動，儘管股票市場在尾盤復甦相當積極。我們認為市場的風險依然較高，因此我們繼續建議投資者觀察股票市場的走勢，並等待調整的機會。

2022/09/12

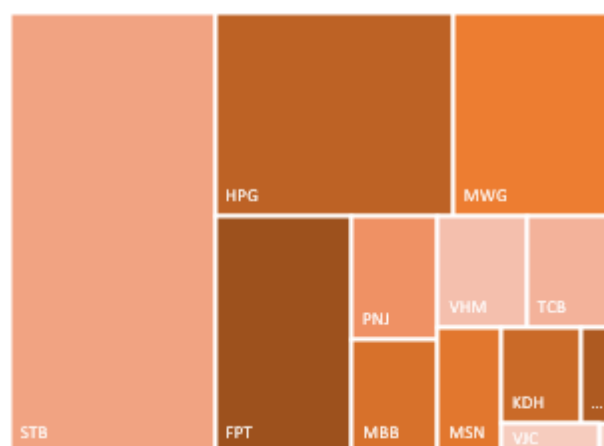
成交值和成交量



根據認股權證代碼分配成交值



根據標的股票代碼分配成交值



源自: YSVN

We Create Fortune

## 當日成交及相關指數

代碼	漲跌 (+/-%)	收盤	成交量 (合約)	成交值 (Bil.VND)	現金 狀態	Premium	槓桿	剩餘 交易盤數	隱含 波動
CACB2201	-50.0%	10	413,800	-	OTM	18.6%		5	66%
CACB2203	-5.4%	350	16,900	0.01	OTM	13.6%		26	54%
CACB2204	-3.8%	770	82,800	0.06	OTM	13.6%		40	52%
CACB2205	-5.1%	1,500	18,500	0.03	ATM	12.5%		65	60%
CFPT2201	-2.9%	340	475,900	0.15	OTM	5.2%	10.63	5	67%
CFPT2204	1.9%	1,100	46,700	0.05	OTM	13.2%	4.61	61	58%
CFPT2205	3.9%	1,060	900	-	OTM	16.5%	5.03	88	44%
CFPT2206	-1.8%	1,630	207,100	0.33	OTM	17.4%	3.78	65	61%
CFPT2207	0.3%	3,360	267,100	0.89	ITM	11.6%	3.59	65	88%
CHDB2201	0.0%	20	3,700	-	OTM	20.5%	0.42	6	73%
CHDB2204	0.0%	20	10,400	-	OTM	22.2%	2.29	10	55%
CHDB2205	-11.1%	320	157,000	0.05	OTM	11.3%	6.13	27	62%
CHDB2206	-3.2%	300	12,700	-	OTM	25.6%	3.10	80	66%
CHDB2207	7.3%	1,320	58,400	0.08	ITM	10.3%	4.37	61	64%
CHDB2208	-9.4%	1,250	5,500	0.01	ITM	17.2%	2.86	140	69%
CHDB2209	0.0%	800	4,100	-	OTM	16.5%	3.83	63	69%
CHDB2210	17.3%	880	100	-	OTM	29.0%	2.44	128	74%
CHPG2201	50.0%	30	276,900	0.01	OTM	58.8%	0.00	28	88%
CHPG2202	0.0%	20	425,300	0.01	OTM	71.9%	0.00	6	185%
CHPG2203	0.0%	20	1,200,300	0.01	OTM	63.9%	0.00	5	176%
CHPG2207	0.0%	20	1,100	-	OTM	63.9%	0.00	10	119%
CHPG2208	0.0%	80	394,200	0.03	OTM	28.4%	0.43	18	74%
CHPG2210	50.0%	30	120,400	-	OTM	52.6%	0.02	27	80%
CHPG2211	40.0%	70	81,600	-	OTM	42.3%	0.13	26	73%
CHPG2212	0.0%	270	572,000	0.14	OTM	25.5%	2.88	75	66%
CHPG2213	7.1%	750	364,700	0.27	OTM	18.4%	3.23	35	76%
CHPG2214	7.4%	290	434,000	0.12	OTM	30.0%	2.23	80	71%
CHPG2215	1.7%	600	797,200	0.46	ITM	21.8%	2.55	140	79%
CHPG2216	6.0%	2,490	316,100	0.77	ITM	11.2%	2.93	75	100%
CHPG2217	7.9%	1,920	141,800	0.26	OTM	21.2%	2.86	75	83%
CHPG2218	13.9%	820	2,100	-	OTM	18.4%	3.32	63	77%
CHPG2219	24.7%	910	29,500	0.03	OTM	32.1%	2.03	128	82%
CKDH2201	0.0%	10	20,000	-	OTM	57.9%	0.00	16	86%
CKDH2205	0.0%	10	166,300	-	OTM	48.5%	0.00	10	87%
CKDH2206	0.0%	10	72,000	-	OTM	35.9%	0.00	5	115%
CKDH2207	-5.3%	180	72,200	0.01	OTM	29.8%	0.42	40	57%
CKDH2208	-2.7%	1,080	1,900	-	OTM	14.9%	3.81	61	71%
CKDH2209	-1.0%	1,000	183,600	0.18	OTM	22.9%	2.65	140	70%
CKDH2210	0.0%	1,040	131,400	0.14	OTM	21.6%	2.53	75	70%
CKDH2211	0.0%	1,570	-	-	OTM	24.0%	1.80	63	70%
CKDH2212	0.0%	600	800	-	OTM	31.8%	1.70	128	68%
CMBB2201	-36.7%	190	61,700	0.01	OTM	9.7%	3.00	5	75%
CMBB2203	-33.3%	20	49,600	-	OTM	30.5%	0.01	10	69%
CMBB2204	-7.8%	590	150,300	0.08	OTM	18.1%	4.29	40	57%
CMBB2205	-9.6%	660	101,400	0.07	OTM	22.3%	2.22	35	72%
CMBB2206	-15.3%	500	176,900	0.09	ITM	-0.1%	5.43	15	0%
CMBB2207	1.3%	760	4,000	-	ITM	14.0%	3.02	80	96%
CMBB2208	-4.7%	1,840	100,400	0.18	ITM	12.6%	4.35	75	59%
CMSN2201	0.0%	20	54,900	-	OTM	21.5%	0.20	6	71%
CMSN2202	4.3%	240	248,200	0.06	OTM	10.8%	11.70	18	44%

We Create Fortune

CMSN2204	11.3%	1,180	67,400	0.08	ITM	9.7%	5.56	40	61%
CMSN2205	3.4%	910	13,900	0.01	ITM	13.0%	3.99	75	65%
CMSN2206	7.0%	610	103,100	0.06	OTM	24.4%	2.96	80	68%
CMSN2207	0.0%	1,280	-	-	OTM	21.2%	3.46	84	63%
CMSN2208	8.7%	1,130	129,600	0.14	ITM	4.3%	6.15	18	81%
CMSN2209	19.1%	1,310	1,100	-	ITM	18.4%	2.91	140	68%
CMSN2210	12.6%	1,340	3,600	-	ITM	9.1%	6.23	88	36%
CMSN2211	18.2%	2,010	100	-	ITM	12.1%	3.93	63	73%
CMSN2212	3.9%	1,320	100	-	ITM	19.4%	2.82	128	73%
CMWG2201	0.0%	1,170	226,000	0.24	ITM	0.9%	11.51	5	61%
CMWG2203	-35.8%	340	40,800	0.02	OTM	3.8%	24.84	10	32%
CMWG2204	0.0%	510	242,200	0.12	OTM	3.6%	15.04	18	32%
CMWG2205	5.1%	820	479,600	0.37	OTM	13.0%	6.35	40	53%
CMWG2206	0.0%	1,320	-	-	OTM	31.4%	2.44	84	70%
CMWG2207	1.0%	1,060	3,100	-	OTM	12.3%	5.18	40	64%
CMWG2208	-4.1%	2,110	116,300	0.25	ITM	10.9%	3.41	75	79%
CMWG2209	-3.1%	940	3,700	-	ITM	5.3%	3.53	65	70%
CMWG2210	-1.9%	1,010	435,300	0.43	ITM	10.0%	2.99	128	65%
CNVL2201	-10.0%	90	45,000	-	OTM	13.1%	0.28	16	56%
CNVL2203	-44.4%	50	5,400	-	OTM	9.5%	0.81	10	33%
CNVL2204	-26.7%	110	1,000	-	OTM	3.6%	12.36	5	49%
CNVL2205	-3.2%	900	6,200	0.01	ITM	13.7%	4.31	75	70%
CNVL2206	0.0%	940	-	-	ITM	16.9%	3.52	80	76%
CNVL2207	0.0%	1,000	-	-	ITM	11.0%	5.30	84	47%
CNVL2208	-4.4%	1,300	3,100	-	ITM	19.0%	3.20	140	73%
CNVL2209	-0.9%	1,110	100	-	OTM	15.7%	3.41	63	70%
CNVL2210	0.0%	940	100	-	OTM	22.7%	2.45	128	67%
CPDR2201	0.0%	20	42,700	-	OTM	55.4%		16	79%
CPDR2203	0.0%	20	13,700	-	OTM	23.7%		5	96%
CPDR2204	-2.3%	420	72,500	0.03	OTM	20.9%		80	69%
CPDR2205	-6.7%	700	8,500	0.01	ITM	20.0%		140	67%
CPNJ2201	6.2%	2,220	166,700	0.37	ITM	0.2%	6.36	5	69%
CPNJ2202	-12.1%	580	85,900	0.05	ITM	1.9%	7.19	15	61%
CPNJ2203	-7.6%	610	66,600	0.04	ITM	11.5%	4.51	80	54%
CPNJ2204	0.0%	870	-	-	OTM	35.7%	1.88	84	70%
CPNJ2205	-3.9%	730	600	-	OTM	19.3%	7.76	88	37%
CPOW2202	0.0%	150	344,000	0.05	OTM	33.4%		45	81%
CPOW2204	2.9%	700	638,900	0.44	ITM	24.4%		140	82%
CPOW2205	4.6%	1,580	72,700	0.12	ITM	10.2%		88	43%
CPOW2206	0.0%	1,320	-	-	OTM	22.5%		63	101%
CPOW2207	16.4%	780	100	-	OTM	22.6%		65	111%
CPOW2208	-4.4%	650	13,200	0.01	OTM	26.8%		128	75%
CPOW2209	-1.3%	780	9,500	0.01	OTM	38.5%		150	89%
CSTB2201	0.0%	20	59,600	-	OTM	26.3%	0.08	6	89%
CSTB2202	-50.0%	10	670,100	0.01	OTM	24.3%	0.07	5	76%
CSTB2206	0.0%	20	100	-	OTM		0.00	10	110%
CSTB2208	-45.5%	60	6,700	-	OTM	28.0%	3.49	27	60%
CSTB2209	0.0%	310	-	-	OTM	38.7%	0.35	26	103%
CSTB2210	-11.9%	370	4,109,500	1.34	OTM	23.1%	4.83	40	58%
CSTB2211	-8.0%	460	1,390,300	0.60	ITM	13.7%	3.88	75	66%
CSTB2212	-36.2%	600	795,100	0.54	OTM	14.5%	6.13	35	57%
CSTB2213	-10.4%	430	823,300	0.35	OTM	17.4%	3.59	80	69%
CSTB2214	-6.7%	1,960	189,900	0.38	ITM	13.3%	3.80	84	64%
CSTB2215	-8.3%	1,110	666,200	0.72	ITM	16.9%	2.91	140	67%
CSTB2216	-19.6%	860	100	-	OTM	25.0%	3.48	63	66%
CTCB2201	0.0%	10	8,800	-	OTM	46.2%	0.00	5	125%

We Create Fortune

CTCB2204	0.0%	90	1,200	-	OTM	20.7%	2.99	18	60%
CTCB2205	-5.3%	180	3,800	-	OTM	25.9%	1.69	26	69%
CTCB2206	0.0%	370	725,800	0.26	OTM	19.5%	4.57	40	57%
CTCB2207	-11.1%	800	58,900	0.05	OTM	20.6%	5.07	88	47%
CTCB2208	-0.9%	2,130	5,400	0.01	OTM	17.6%	3.90	75	62%
CTCB2209	-2.0%	2,920	35,200	0.10	ITM	13.6%	3.27	75	86%
CTPB2201	100.0%	20	562,500	0.01	OTM	55.9%		6	138%
CTPB2203	-9.1%	500	125,000	0.06	ITM	3.7%		33	67%
CTPB2204	0.0%	770	83,500	0.06	ITM	17.0%		140	78%
CTPB2205	-4.1%	1,640	83,000	0.14	OTM	15.9%		65	66%
CVHM2201	100.0%	20	307,300	-	OTM	42.7%	0.00	6	128%
CVHM2202	100.0%	20	519,900	0.01	OTM	51.1%	0.00	5	153%
CVHM2206	100.0%	20	100	-	OTM	39.7%	0.00	10	84%
CVHM2207	0.0%	250	-	-	OTM	21.7%	2.13	26	69%
CVHM2208	7.9%	410	99,400	0.04	OTM	20.7%	3.04	40	67%
CVHM2209	0.0%	300	2,000	-	OTM	24.6%	3.08	75	62%
CVHM2210	4.8%	220	457,200	0.09	OTM	39.4%	1.36	80	68%
CVHM2211	3.3%	630	2,000	-	OTM	25.3%	2.72	140	66%

源自: Fiinpro, YSVN

Premium = (行使價格 + 認股權證價格 x 轉換率) - 標的證券的目前價格 (盈虧平衡價格與標的證券的目前價格之差)。

槓桿 (Effective gearing) 越高, 按標的證券的波動率就越大。

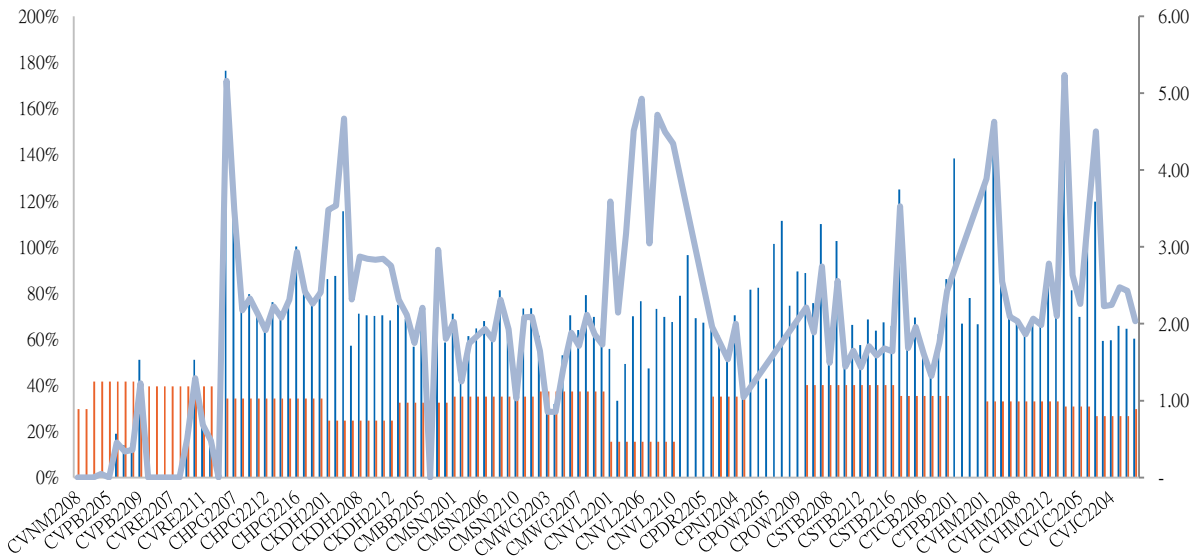
為了限制風險, 投資者應選擇具有現金狀態 (ITM), Premium 或隱含波動率偏低的認股權證。此外, 投資者也應優先對具有偏長 (兩週以上) 的剩餘交易盤數 (直至到期日) 的權證進行交易, 以限制風險。

### 標的股票的技術建議綜合表

代碼	建議價格	目前價格	短期趨勢	中期趨勢	短期目標	與目前價格相比的短期上漲空間	短期停損	Reward/Risk
CTD		68.10	下跌	下跌			72.60	-
DPM		53.70	下跌	下跌			56.09	-
FPT		84.30	下跌	上漲			87.08	-
HDB	26.70	25.80	上漲	下跌	29.10	13%	25.40	1.85
HPG		23.80	下跌	下跌			24.07	-
MBB		22.70	下跌	下跌			23.54	-
MSN	110.00	116.10	上漲	下跌	125.33	8%	110.28	(54.10)
MWG	65.00	72.00	上漲	下跌	74.18	3%	69.65	(1.97)
NVL	75.10	84.70	上漲	下跌	87.02	3%	80.46	(2.22)
PNJ		111.80	下跌	上漲			116.02	-
REE		84.90	下跌	下跌			87.54	-
STB		23.75	下跌	下跌			24.75	-
TCB		37.65	下跌	下跌			38.60	-
VHM		59.90	下跌	下跌			61.47	-
VIC		64.40	下跌	下跌			65.72	-
VJC		118.00	下跌	下跌			118.35	-
VNM	73.70	75.90	上漲	上漲	81.63	8%	75.32	(4.90)
VPB		30.50	下跌	下跌			31.72	-
VRE		27.50	下跌	下跌			28.77	-
CTD		68.10	下跌	下跌			72.60	-

源自: YSVN

認股權證的隱含波動 VS 標的股票過去期間的波動



源自: YSVN

(\*) 橙色列是標的股票過去期間的波動；藍色列是認股權證的隱含波動。

(\*) 投資者可使用“隱含波動”來比較同一標的股票認股權證。隱含波動率越大，對標的股票的價格變動率期望就越高（換句話說，隱含波動率越大，認股權證就越昂貴）。

認股權證訊息

認股權證代碼	發行商	期限	轉換率	發行價格	發行量	行使價格	最後交易日
CACB2201	HCM	9月	3.20260 : 1	1,500	10,000,000	28,423	16/09/2022
CACB2203	MBS	6月	2.40190 : 1	2,500	5,000,000	26,421	17/10/2022
CACB2204	HCM	6月	1.60130 : 1	2,500	7,000,000	26,021	04/11/2022
CACB2205	VND	4.5月	2.00000 : 1	3,000	4,000,000	24,000	09/12/2022
CFPT2201	HCM	9月	6.52800 : 1	2,100	7,000,000	86,492	16/09/2022
CFPT2204	MBS	6月	8.15960 : 1	2,900	5,000,000	86,492	05/12/2022
CFPT2205	VCI	6月	5.93100 : 1	1,000	4,000,000	91,931	11/01/2023
CFPT2206	VND	4.5月	4.94250 : 1	1,000	3,000,000	90,943	09/12/2022
CFPT2207	VND	4.5月	5.93100 : 1	3,000	4,000,000	74,138	09/12/2022
CHDB2201	KISVN	9月	5.00000 : 1	1,500	3,000,000	30,999	19/09/2022
CHDB2204	VCI	6月	2.00000 : 1	1,700	3,000,000	31,500	23/09/2022
CHDB2205	KISVN	6月	5.00000 : 1	1,000	4,000,000	27,111	18/10/2022
CHDB2206	KISVN	7月	8.00000 : 1	1,000	6,000,000	29,999	30/12/2022
CHDB2207	MBS	6月	3.00000 : 1	2,500	3,000,000	24,500	05/12/2022
CHDB2208	KISVN	9月	5.00000 : 1	1,100	4,000,000	23,999	24/03/2023
CHDB2209	KISVN	#N/A	4.00000 : 1	1,100	#N/A	26,868	07/12/2022
CHDB2210	KISVN	#N/A	5.00000 : 1	1,000	#N/A	28,888	08/03/2023
CHPG2201	KISVN	10月	7.56450 : 1	1,300	8,000,000	37,570	19/10/2022
CHPG2202	KISVN	9月	7.56450 : 1	1,100	8,000,000	40,764	19/09/2022
CHPG2203	HCM	9月	3.02580 : 1	2,200	20,000,000	38,957	16/09/2022



We Create Fortune

CHPG2207	VCI	6 月	2.26940 : 1	2,200	6,600,000	38,957	23/09/2022
CHPG2208	ACBS	6 月	3.78230 : 1	2,500	10,000,000	30,258	05/10/2022
CHPG2210	KISVN	6 月	6.05160 : 1	1,100	4,000,000	36,141	18/10/2022
CHPG2211	MBS	6 月	3.02580 : 1	2,400	5,000,000	33,662	17/10/2022
CHPG2212	KISVN	7 月	7.56450 : 1	1,000	8,000,000	27,829	23/12/2022
CHPG2213	VND	5 月	2.26940 : 1	4,000	9,000,000	26,476	28/10/2022
CHPG2214	KISVN	7 月	7.56450 : 1	1,000	6,000,000	28,744	30/12/2022
CHPG2215	KISVN	9 月	10.00000 : 1	1,000	10,000,000	22,999	24/03/2023
CHPG2216	VND	5 月	3.00000 : 1	3,000	4,000,000	19,000	23/12/2022
CHPG2217	VND	5 月	2.00000 : 1	3,000	3,000,000	25,000	23/12/2022
CKDH2201	KISVN	9 月	7.26900 : 1	1,500	4,000,000	55,988	03/10/2022
CKDH2205	VCI	6 月	2.72590 : 1	1,750	3,000,000	52,700	23/09/2022
CKDH2206	KISVN	5 月	7.26900 : 1	1,100	3,000,000	48,156	16/09/2022
CKDH2207	HCM	7 月	3.63450 : 1	1,700	3,000,000	45,431	04/11/2022
CMWG2201	HCM	9 月	4.97110 : 1	2,600	5,000,000	66,861	16/09/2022
CMWG2203	VCI	6 月	3.47980 : 1	1,990	3,000,000	73,571	23/09/2022
CMWG2204	ACBS	6 月	4.97110 : 1	3,000	5,000,000	72,080	05/10/2022
CNVL2201	KISVN	9 月	20.00000 : 1	1,100	5,000,000	93,979	03/10/2022
CNVL2203	VCI	6 月	5.00000 : 1	2,150	3,000,000	92,500	23/09/2022
CNVL2204	KISVN	5 月	16.00000 : 1	1,000	5,000,000	85,999	16/09/2022
CNVL2205	KISVN	7 月	16.00000 : 1	1,100	5,000,000	81,888	23/12/2022
CNVL2206	KISVN	7 月	16.00000 : 1	1,000	5,000,000	83,999	30/12/2022
CNVL2207	BSI	7 月	10.00000 : 1	1,270	1,500,000	84,000	05/01/2023
CNVL2208	KISVN	#N/A	16.00000 : 1	1,200	#N/A	79,999	24/03/2023
CSTB2201	KISVN	9 月	5.00000 : 1	1,500	8,000,000	29,888	19/09/2022
CSTB2202	HCM	9 月	2.00000 : 1	2,700	7,000,000	29,500	16/09/2022
CSTB2206	VCI	6 月	2.00000 : 1	2,390	3,000,000	37,500	23/09/2022
CSTB2208	KISVN	6 月	5.00000 : 1	1,100	3,000,000	30,111	18/10/2022
CTCB2201	HCM	9 月	4.00000 : 1	2,100	5,000,000	55,000	16/09/2022
CTCB2204	ACBS	6 月	5.00000 : 1	2,400	5,000,000	45,000	05/10/2022
CTCB2205	MBS	6 月	5.00000 : 1	2,300	5,000,000	46,500	17/10/2022
CTCB2206	HCM	6 月	4.00000 : 1	1,700	10,000,000	43,500	04/11/2022
CVHM2201	KISVN	9 月	15.54610 : 1	1,300	5,000,000	85,191	19/09/2022
CVHM2202	HCM	9 月	7.77300 : 1	1,700	7,000,000	90,362	16/09/2022
CVHM2206	VCI	6 月	4.85820 : 1	1,790	3,000,000	83,560	23/09/2022
CVHM2207	MBS	6 月	7.77300 : 1	2,000	6,000,000	70,929	17/10/2022
CVIC2201	KISVN	9 月	16.00000 : 1	1,500	3,000,000	103,979	19/09/2022
CVIC2203	ACBS	6 月	10.00000 : 1	1,200	5,000,000	86,000	05/10/2022

源自：FiinPro, YSVN



We Create Fortune

## 元大證券（越南）公司

### 個人客戶分析部

**Nguyễn Thế Minh**  
研究分析經理  
+84 28 3622 6868 ext 3826  
minh.nguyen@yuanta.com.vn

**Lý Thị Hiền**  
研究分析主管  
+84 28 3622 6868 ext 3908  
hien.ly@yuanta.com.vn

**Quách Đức Khánh**  
研究分析副主管  
+84 28 3622 6868 ext 3833  
khanh.quach@yuanta.com.vn

**Khổng Hữu Hiệp**  
高級分析專員  
+84 28 3622 6868 ext 3912  
hiep.khong@yuanta.com.vn

**Nguyễn Trịnh Ngọc Hồng**  
高級分析專員  
+84 28 3622 6868 ext 3832  
hong.nguyen@yuanta.com.vn

**Phạm Tấn Phát**  
高級分析專員  
+84 28 3622 6868 ext 3880  
phat.pham@yuanta.com.vn

### 個人客戶業務部

**Phạm Đắc Thành**  
北部分行經理  
+84 28 3622 6868 ext 3416  
thanh.pham@yuanta.com.vn

**Võ Thị Thu Thủy**  
平陽分行經理  
+84 28 3622 6868 ext 3505  
thuy.vo@yuanta.com.vn

**Lương Kỳ Ty**  
堤岸分行經理  
+84 28 3622 6868 ext 3653  
ty.luong@yuanta.com.vn

**Bùi Quốc Phong**  
同奈分行經理  
+84 28 3622 6868 ext 3701  
phong.bui@yuanta.com.vn

**Võ Đình Tuấn**  
峴港分行經理  
+84 28 3622 6868 ext 3301  
tuan.vo@yuanta.com.vn

**Nguyễn Việt Quang**  
河內分行經理  
+84 28 3622 6868 ext 3404  
quang.nguyen@yuanta.com.vn

**Đinh Thị Thu Cúc**  
頭頓分行經理  
+84 28 3622 6868 ext 3203  
cuc.dinh@yuanta.com.vn



## Appendix A: Important Disclosures

### Analyst Certification

Each research analyst primarily responsible for the content of this research report, in whole or in part, certifies that with respect to each security or issuer that the analyst covered in this report: (1) all of the views expressed accurately reflect his or her personal views about those securities or issuers; and (2) no part of his or her compensation was, is, or will be, directly or indirectly, related to the specific recommendations or views expressed by that research analyst in the research report.

### Ratings Definitions

**BUY:** We have a positive outlook on the stock based on our expected absolute or relative return over the investment period. Our thesis is based on our analysis of the company's outlook, financial performance, catalysts, valuation and risk profile. We recommend investors add to their position.

**HOLD-Outperform:** In our view, the stock's fundamentals are relatively more attractive than peers at the current price. Our thesis is based on our analysis of the company's outlook, financial performance, catalysts, valuation and risk profile.

**HOLD-Underperform:** In our view, the stock's fundamentals are relatively less attractive than peers at the current price. Our thesis is based on our analysis of the company's outlook, financial performance, catalysts, valuation and risk profile.

**SELL:** We have a negative outlook on the stock based on our expected absolute or relative return over the investment period. Our thesis is based on our analysis of the company's outlook, financial performance, catalysts, valuation and risk profile. We recommend investors reduce their position.

**Under Review:** We actively follow the company, although our estimates, rating and target price are under review.

**Restricted:** The rating and target price have been suspended temporarily to comply with applicable regulations and/or Yuanta policies.

Note: Yuanta research coverage with a Target Price is based on an investment period of 12 months. Greater China Discovery Series coverage does not have a formal 12-month Target Price and the recommendation is based on an investment period specified by the analyst in the report.

### Global Disclaimer

© 2020 Yuanta. All rights reserved. The information in this report has been compiled from sources we believe to be reliable, but we do not hold ourselves responsible for its completeness or accuracy. It is not an offer to sell or solicitation of an offer to buy any securities. All opinions and estimates included in this report constitute our judgment as of this date and are subject to change without notice.

This report provides general information only. Neither the information nor any opinion expressed herein constitutes an offer or invitation to make an offer to buy or sell securities or other investments. This material is prepared for general circulation to clients and is not intended to provide tailored investment advice and does not take into account the individual financial situation and objectives of any specific person who may receive this report. Investors should seek financial advice regarding the appropriateness of investing in any securities, investments or investment strategies discussed or recommended in this report. The information contained in this report has been compiled from sources believed to be reliable but no representation or warranty, express or implied, is made as to its accuracy, completeness or correctness. This report is not (and should not be construed as) a solicitation to act as securities broker or dealer in any jurisdiction by any person or company that is not legally permitted to carry on such business in that jurisdiction.

Yuanta research is distributed in the United States only to Major U.S. Institutional Investors (as defined in Rule 15a-6 under the Securities Exchange Act of 1934, as amended and SEC staff interpretations thereof). All transactions by a US person in the securities mentioned in this report must be effected through a registered broker-dealer under Section 15 of the Securities Exchange Act of 1934, as amended. Yuanta research is distributed in Taiwan by Yuanta Securities Investment Consulting. Yuanta research is distributed in Hong Kong by Yuanta Securities (Hong Kong) Co. Limited, which is licensed in Hong Kong by the Securities and Futures Commission for regulated activities, including Type 4 regulated activity (advising on securities). In Hong Kong, this research report may not be redistributed, retransmitted or disclosed, in whole or in part or any form or manner, without the express written consent of Yuanta Securities (Hong Kong) Co. Limited.