

當日市場：市場在尾盤強勁拋售

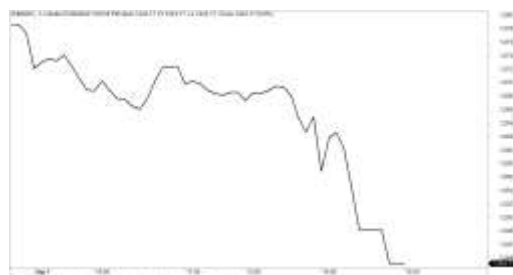
2022/09/08

市場走勢


市場指數	VNI	HNI	UPCOM
收盤	1,243.17	284.05	90.38
%日	-2.68%	-3.14%	-1.37%
%週	-2.92%	-2.70%	-2.23%
%月	-0.76%	-5.29%	-1.03%
%年	-7.36%	-18.02%	-4.56%
成交值(Bil.VND)			
當日	20,300	2,245	1,446
日均量/週	16,076	1,684	874
日均量/月	15,571	1,825	922
外資進出			
買進	618.95	23.69	14.41
賣出	1,067.80	22.99	77.74
買賣超	-448.85	0.70	-63.33
市場漲跌家數			
上漲	51	41	101
下跌	314	171	212
持平	54	136	590
市場指標			
P/E	13.65	15.54	14.82
總市值 (兆盾)	5,110	344	1,257
股息殖利率	1.35%	3.46%	3.76%

資料源: Bloomberg - YSVN

VNINDEX



HNIINDEX



市場走勢

市場在尾盤強勁拋售，導致指數在收盤時大幅下跌。VN-Index 收於 1243.17 點，下跌 2.68%，HNX-Index 下跌 3.14%，Upcom-Index 下跌 1.37%。3 大市場的交易額均超過 21 兆 9,660 億越南盾。

SSI、VCB、BID、CTG、BVH、VPB 等金融股在收盤時出現拋售，並下跌均超過 3%。此外，隨著受大盤的影響，GAS、MWG、PLX、VJC 在當日也出現大幅調整的走勢。在漲幅方面，NVL 是唯一可以在 VN30-Index 中保持漲幅的股票。

當中小型股的指數均為 VNMID-Index 和 VNSML-Index 分別下跌 3.46% 和 2.86% 時，大市上出現拋售壓力。DPG (3.7%)、FCN (+0.3%)、VCI (+0.3%) 是一些逆市的股票。

外資在當日繼續賣超超過 511 億越南盾。VND (750 億)、GEE (600 億)、HPG (530 億) 被拋售最多的股票。另一方面，HDB (460 億)、VNM (340 億)、POW (190 億) 在買超方面領先。

市場短期觀點

我們認為，在 VN-Index 可能重新測試 50 日均線的下一個支撐位後，市場可能會在盤初延續下跌，並在尾盤收窄跌幅。同時，市場出現進入負面劇烈波動期的跡象，顯示短期風險上漲。此外，情緒指標大幅下跌，顯示投資者對當前的走勢較為悲觀，短期下跌壓力依然較大。

大盤的短期走勢從上漲調整至下跌。因此，我們建議短期投資者減少投資組合的 35-40% 持股比例。

請在 <https://ysradar.yuanta.com.vn/> 查看有關股票的信號。

We Create Fortune

技術分析圖



指數技術分析圖 VN-Index



指數技術分析圖 HNX-Index

指數	短期趨勢	中期趨勢	阻力區 1	阻力區 2	支撐區 1	支撐區 2
VN-Index	下跌	下跌	1310	1500	1270	1200
HNX-Index	下跌	下跌	470	500	300	180
VN30	下跌	下跌	1320	1570	1285	960
VNMidcaps	下跌	下跌	1,730	1800	1650	963
VNSmallcaps	下跌	下跌	1430	1450	1400	804

We Create Fortune

胡志明市交易所 (HSX)

	收盤	漲跌%
VNI	1243.17	-2.68%
VN30	1268.95	-2.32%
VN Mid	1672.36	-3.46%
VN Small	1524.49	-2.86%

河內交易所 (HSX)

	收盤	漲跌%
HNI	284.05	-3.14%
HN30	509.38	-4.31%
VNX AllSh	1241.18	-2.68%

UPCOM 市場 (UPCoM)

	收盤	漲跌%
UPCoM	90.38	-1.37%

外資交易	成交值 (BiL.VND)
買進	618.95
賣出	1067.8
買超/賣超	-448.85

外資交易	成交值 (BiL.VND)
買進	23.69
賣出	22.99
買超/賣超	0.70

外資交易	成交值 (BiL.VND)
買進	14.41
賣出	77.74
買超/賣超	-63.33

上漲排名/ 股碼	漲跌(VND)	漲跌%
PTL	500	6.43%
ELC	850	5.43%
VNS	900	4.47%
DPG	1850	3.82%
NTL	800	2.96%

上漲排名/ 股碼	漲跌(VND)	漲跌%
CSC	5300	6.82%
VGS	300	1.62%
API	200	0.87%
L18	400	0.83%
DL1	0	0.00%

上漲排名/ 股碼	漲跌(VND)	漲跌%
PPH	402	1.35%
C4G	113	0.81%
DRI	20	0.17%
HWS	0	0.00%
SSH	-78	-0.09%

下跌排名/ 股碼	漲跌(VND)	漲跌%
SJF	-460	-6.99%
ANV	-3700	-6.98%
DXG	-1850	-6.98%
HDC	-3900	-6.98%
SAM	-900	-6.98%

下跌排名/ 股碼	漲跌(VND)	漲跌%
PVC	-2200	-10.00%
IDJ	-1700	-9.88%
VNT	-7400	-9.67%
PVS	-2400	-8.54%
BVS	-1900	-8.26%

下跌排名/ 股碼	漲跌(VND)	漲跌%
PXL	-715	-5.54%
DDV	-949	-4.58%
AAS	-788	-4.21%
BSR	-1070	-4.16%
OIL	-550	-4.04%

*備註：市值>5,000 億盾；成交值>15 億盾

市值排名/ 股碼	BiL.VND
VCB	391,379
VHM	266,052
VIC	241,422
GAS	222,975
BID	202,594

市值排名/ 股碼	BiL.VND
KSF	24,990
IDC	20,130
THD	19,600
NVB	14,366
BAB	13,502

市值排名/ 股碼	BiL.VND
ACV	190,261
VGI	96,133
BSR	79,608
MCH	68,887
VEA	60,048

交易量排名/ 股碼	成交值	30 日均
ITA	30,440,300	8,787,785
NKG	29,128,300	13,193,320
VND	28,335,800	20,187,360
HPG	25,495,500	27,384,655
STB	24,004,200	9,920,240

交易量排名/ 股碼	成交值	30 日均
PVS	16,375,566	9,631,082
IDC	10,108,328	3,533,274
SHS	9,042,675	12,934,125
KLF	7,436,722	4,135,868
PVC	4,431,931	2,155,878

交易量排 名/股碼	成交值	30 日均
BSR	19,707,085	9,848,030
KLB	7,138,910	14,015
HWS	6,363,600	3,100
C4G	3,544,111	1,816,086
OIL	3,009,540	1,671,210

資料源: Bloomberg & Yuanta Research

We Create Fortune

各行業板塊的交易走勢

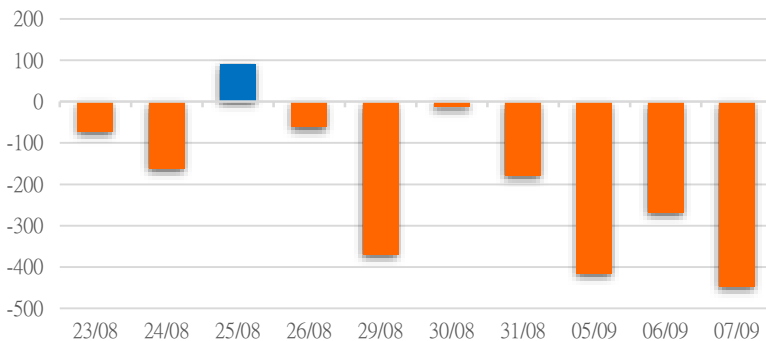


資料源: FiinPro - YSVN

We Create Fortune

外資買進賣統計

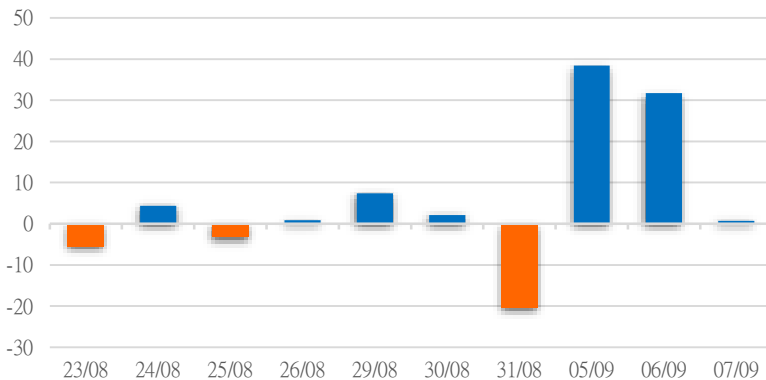
HSX 外資每日買/賣超



證券代碼	買超金額 (Mil.VND)	證券代碼	賣超金額 (Mil.VND)
HDB	45,799	VND	75,400
VNM	33,878	HPG	52,961
POW	19,090	STB	50,195
MSN	12,102	SSI	42,853
HSG	5,910	GEX	31,444

HSX 外資買/賣超的前 5 名

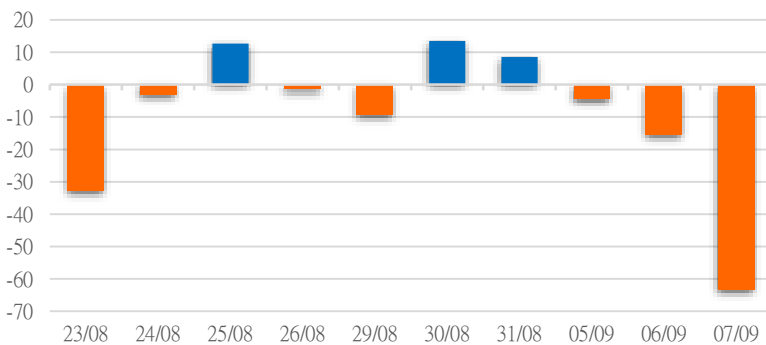
HNX 外資每日買/賣超



證券代碼	買超金額 (Mil.VND)	證券代碼	賣超金額 (Mil.VND)
PVS	14,363	IDC	9,171
TNG	1,349	SHS	7,704
DL1	780	TIG	796
HLD	549	HHG	371
VCS	346	API	161

HNX 外資買/賣超的前 5 名

UPCOM 外資每日買/賣超



證券代碼	買超金額 (Mil.VND)	證券代碼	賣超金額 (Mil.VND)
CSI	1,546	GEE	60,000
QNS	235	QTP	2,827
PVP	233	VGT	1,284
MML	184	NTC	889
MFS	124	SIP	437

UPCOM 外資買/賣超的前 5 名

源: FiinPro - YSVN

We Create Fortune

自營統計

證券代碼	買超金額 (Mil.VND)	證券代碼	賣超金額 (Mil.VND)
E1VFN30	15,481	HPG	37,136
POW	14,628	NVL	27,222
PLX	14,454	GEX	24,509
FUEVFN30	13,944	VND	22,517
KBC	8,108	VCI	20,414

HSX 自營交易最大前名

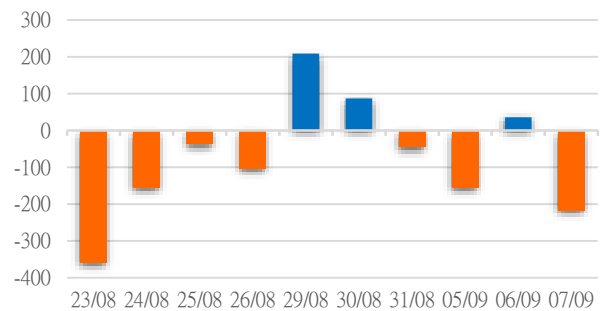
證券代碼	買超金額 (Mil.VND)	證券代碼	賣超金額 (Mil.VND)
GKM	3,459.96	IDC	101,669
PLC	1,683.00	NVB	76
SHS	0.47		
IDJ	0.33		

HNX 自營交易最大前名

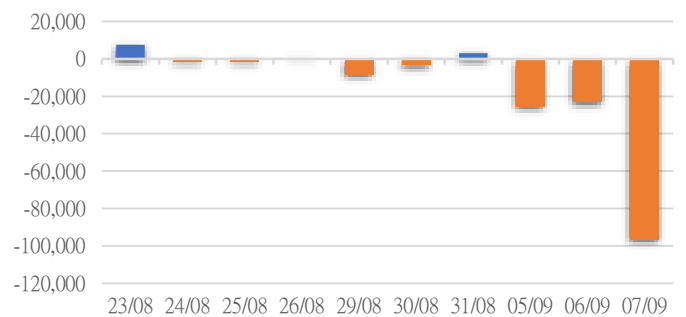
證券代碼	買超金額 (Mil.VND)	證券代碼	賣超金額 (Mil.VND)
NAB	4,611	IDP	65,364
QTP	2,030	VTP	124
		VMG	0
		KHA	0
		C21	0.1

UPCoM 自營交易最大前名

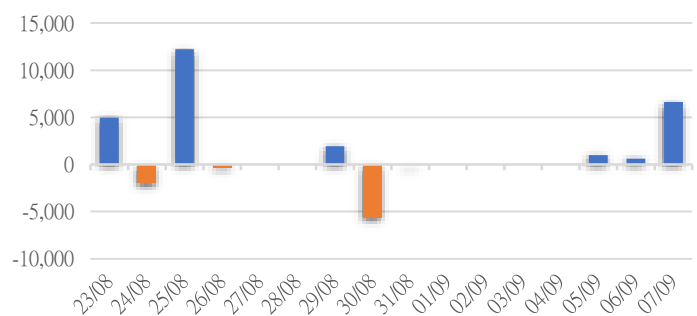
HSX 自營交易每日買/賣超
(Bil.VND)



HNX 自營交易每日買/賣超
(Mil.VND)



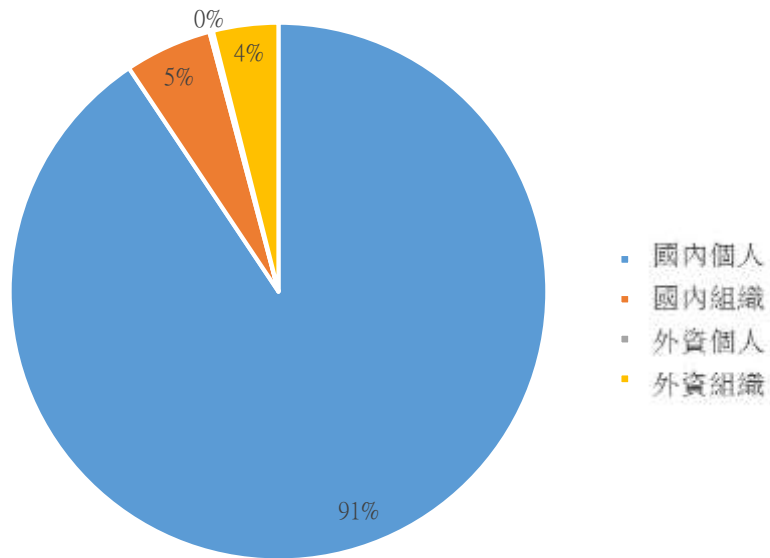
UPCoM 自營交易每日買/賣超
(Mil.VND)





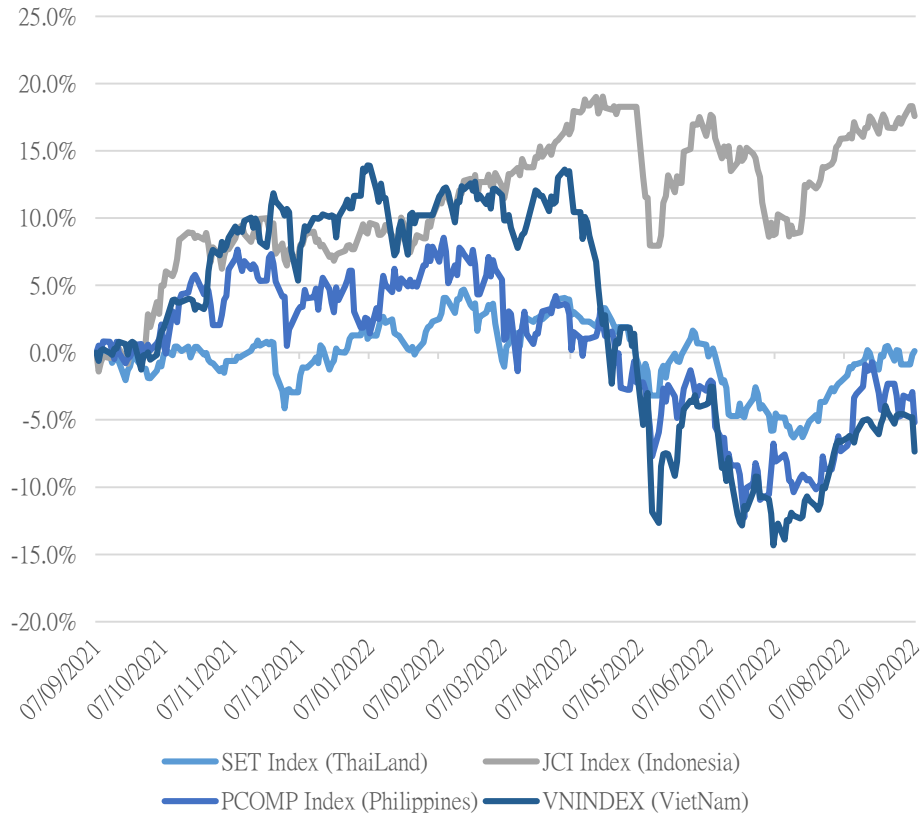
We Create **Fortune**

越南證券市場投資人類別統計



資料源: FiinPro - YSVN

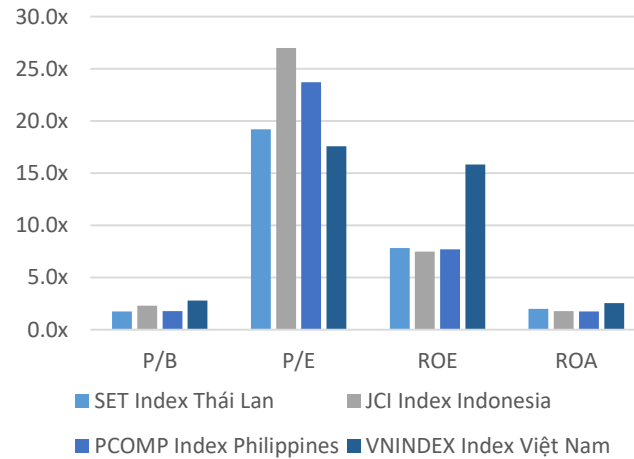
東南亞主要市場走勢比較



東南亞主要市場數據

		Thailand	Indonesia	Philippines	Vietnam
P/B		1.7x	2.2x	1.7x	2.1x
P/E		16.7x	15.32	17.3x	13.7x
ROE	%	9.57	13.66	10.08	15.55
ROA	%	2.42	3.45	2.29	2.55
Vốn hóa	Tỷ USD	536.22	625.57	168.56	215.72
GTGD	Triệu USD	1.76	0.75	0.08	0.80
LS cổ tức	%	2.77	2.51	1.92	1.45

源: Bloomberg & YSVN





We Create Fortune

元大證券（越南）公司

個人客戶分析部

Nguyễn Thế Minh
研究分析經理
+84 28 3622 6868 ext 3826
minh.nguyen@yuanta.com.vn

Lý Thị Hiền
研究分析主管
+84 28 3622 6868 ext 3908
hien.ly@yuanta.com.vn

Quách Đức Khánh
研究分析副主管
+84 28 3622 6868 ext 3833
khanh.quach@yuanta.com.vn

Khổng Hữu Hiệp
高級分析專員
+84 28 3622 6868 ext 3912
hiep.khong@yuanta.com.vn

Nguyễn Trịnh Ngọc Hồng
高級分析專員
+84 28 3622 6868 ext 3832
hong.nguyen@yuanta.com.vn

Phạm Tấn Phát
高級分析專員
+84 28 3622 6868 ext 3880
phat.pham@yuanta.com.vn

個人客戶業務部

Phạm Đắc Thành
北部分行經理
+84 28 3622 6868 ext 3416
thanh.pham@yuanta.com.vn

Võ Thị Thu Thủy
平陽分行經理
+84 28 3622 6868 ext 3505
thuy.vo@yuanta.com.vn

Lương Kỳ Ty
堤岸分行經理
+84 28 3622 6868 ext 3653
ty.luong@yuanta.com.vn

Bùi Quốc Phong
同奈分行經理
+84 28 3622 6868 ext 3701
phong.bui@yuanta.com.vn

Võ Đình Tuấn
峴港分行經理
+84 28 3622 6868 ext 3301
tuan.vo@yuanta.com.vn

Nguyễn Việt Quang
河內分行經理
+84 28 3622 6868 ext 3404
quang.nguyen@yuanta.com.vn

Đinh Thị Thu Cúc
頭頓分行經理
+84 28 3622 6868 ext 3203
cuc.dinh@yuanta.com.vn

Appendix A: Important Disclosures

Analyst Certification

Each research analyst primarily responsible for the content of this research report, in whole or in part, certifies that with respect to each security or issuer that the analyst covered in this report: (1) all of the views expressed accurately reflect his or her personal views about those securities or issuers; and (2) no part of his or her compensation was, is, or will be, directly or indirectly, related to the specific recommendations or views expressed by that research analyst in the research report.

Ratings Definitions

BUY: We have a positive outlook on the stock based on our expected absolute or relative return over the investment period. Our thesis is based on our analysis of the company's outlook, financial performance, catalysts, valuation and risk profile. We recommend investors add to their position.

HOLD-Outperform: In our view, the stock's fundamentals are relatively more attractive than peers at the current price. Our thesis is based on our analysis of the company's outlook, financial performance, catalysts, valuation and risk profile.

HOLD-Underperform: In our view, the stock's fundamentals are relatively less attractive than peers at the current price. Our thesis is based on our analysis of the company's outlook, financial performance, catalysts, valuation and risk profile.

SELL: We have a negative outlook on the stock based on our expected absolute or relative return over the investment period. Our thesis is based on our analysis of the company's outlook, financial performance, catalysts, valuation and risk profile. We recommend investors reduce their position.

Under Review: We actively follow the company, although our estimates, rating and target price are under review.

Restricted: The rating and target price have been suspended temporarily to comply with applicable regulations and/or Yuanta policies.

Note: Yuanta research coverage with a Target Price is based on an investment period of 12 months. Greater China Discovery Series coverage does not have a formal 12 month Target Price and the recommendation is based on an investment period specified by the analyst in the report.

Global Disclaimer

© 2018 Yuanta. All rights reserved. The information in this report has been compiled from sources we believe to be reliable, but we do not hold ourselves responsible for its completeness or accuracy. It is not an offer to sell or solicitation of an offer to buy any securities. All opinions and estimates included in this report constitute our judgment as of this date and are subject to change without notice.

This report provides general information only. Neither the information nor any opinion expressed herein constitutes an offer or invitation to make an offer to buy or sell securities or other investments. This material is prepared for general circulation to clients and is not intended to provide tailored investment advice and does not take into account the individual financial situation and objectives of any specific person who may receive this report. Investors should seek financial advice regarding the appropriateness of investing in any securities, investments or investment strategies discussed or recommended in this report. The information contained in this report has been compiled from sources believed to be reliable but no representation or warranty, express or implied, is made as to its accuracy, completeness or correctness. This report is not (and should not be construed as) a solicitation to act as securities broker or dealer in any jurisdiction by any person or company that is not legally permitted to carry on such business in that jurisdiction.

Yuanta research is distributed in the United States only to Major U.S. Institutional Investors (as defined in Rule 15a-6 under the Securities Exchange Act of 1934, as amended and SEC staff interpretations thereof). All transactions by a US person in the securities mentioned in this report must be effected through a registered broker-dealer under Section 15 of the Securities Exchange Act of 1934, as amended. Yuanta research is distributed in Taiwan by Yuanta Securities Investment Consulting. Yuanta research is distributed in Hong Kong by Yuanta Securities (Hong Kong) Co. Limited, which is licensed in Hong Kong by the Securities and Futures Commission for regulated activities, including Type 4 regulated activity (advising on securities). In Hong Kong, this research report may not be redistributed, retransmitted or disclosed, in whole or in part or and any form or manner, without the express written