

市場測試 1045-1051 點

2022/10/18

合約走勢					
	收盤	+/-	交易量	到期日	剩餘時間
單位	點數	點數	合約	日期	日
VN30F2112	1050.0	2.0	308,081	20/10	5
VN30F2201	1034.0	-10.0	8938	17/11	33
VN30F2203	1038.0	-8.4	220	15/12	61
VN30F2206	1032.1	-12.9	191	16/03	152

源自 Bloomberg - YSVN

合約更改交易量和持倉量				
	交易量	+/-	OI	+/-
單位	合約	%		%
VN30F2112	308,081	2.6%	37,837	
VN30F2201	8,938	243.1%	4975	
VN30F2203	220	-18.2%	487	
VN30F2206	191	117.0%	586	

源自: Bloomberg - YSVN

合約的基差變動			
	基差	前一盤	+/-
單位	點數	點數	點數
VN30F2112	2.8	-13.4	16.2
VN30F2201	-13.2	-13.4	0.2
VN30F2203	-9.2	-15.0	5.8
VN30F2206	-15.1	-16.4	1.3

源自: Bloomberg - YSVN

合約走勢

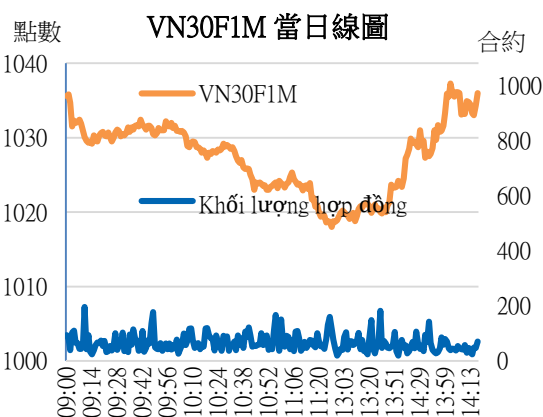
- 4 個期貨合約反轉上漲，VN30F2210 上漲 2 點，其中 3 個期貨合約從 8-13 點下跌。
- VN30F2210 的交易量增加 3%，VN30F2211 增加 243%，VN30F2212 減少 18%，VN30F2303 增加 117%。

VN30F1M 的評估

- VN30F2210 正在橫盤移動並創下一個向上的三角形模式。但價格格局尚未完成，因此 VN30F2210 在 1053 點附近仍有阻力位。因此，VN30F2210 仍可能橫盤整理至 1036-1040 點，然後繼續復甦。
- 日線圖上的趨勢仍維持下跌，追蹤停損位於 1074 點。

投資策略

當天策略 (Intraday)	投資者考慮在 1053-1055 點開設空頭，停損於 1056 點，止盈在 1040 點。 多頭倉位考慮在 1036-1040 點開設，停損於 1030 點，止盈在 1055 和 1070 點以上。
主要短期趨勢策略 (Daily)	投資者關閉空頭頭寸，並等待復甦的入場點。



Pham Tan Phat

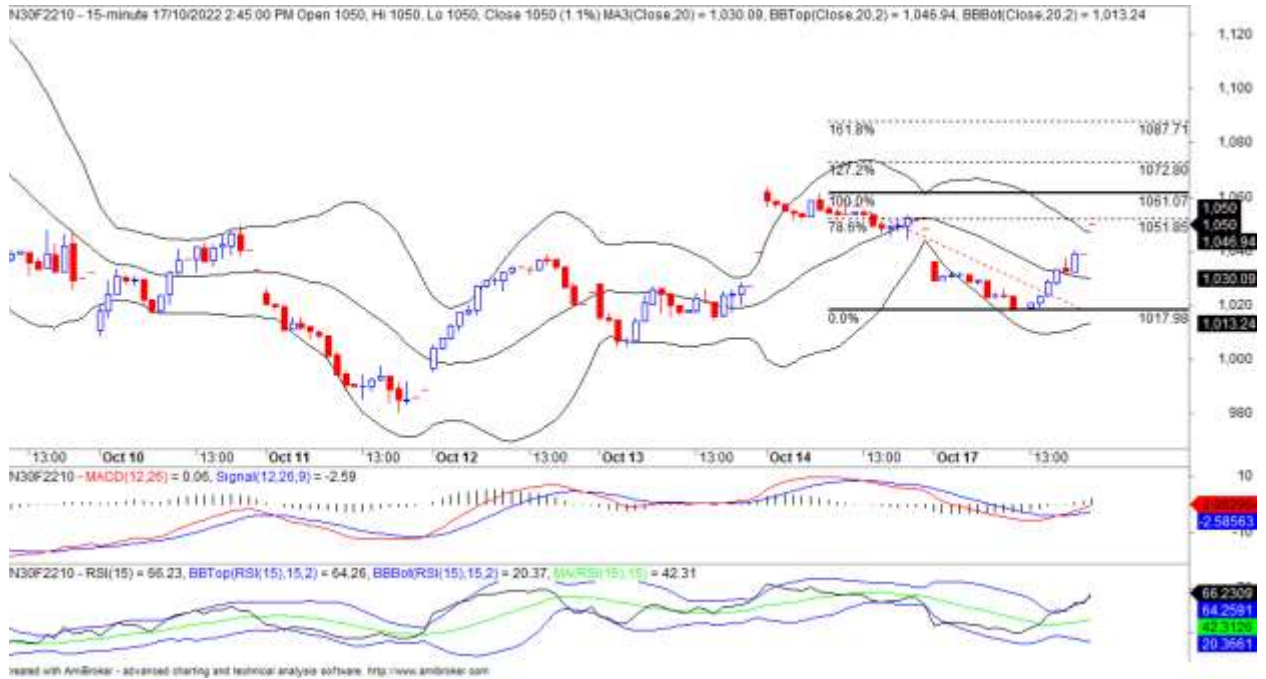
高級分析專員

Email: phat.pham@yuanta.com.vn

Phone: (084) 28 3622 6868 ext 3880

We Create Fortune

VN30F1M 合約走勢圖

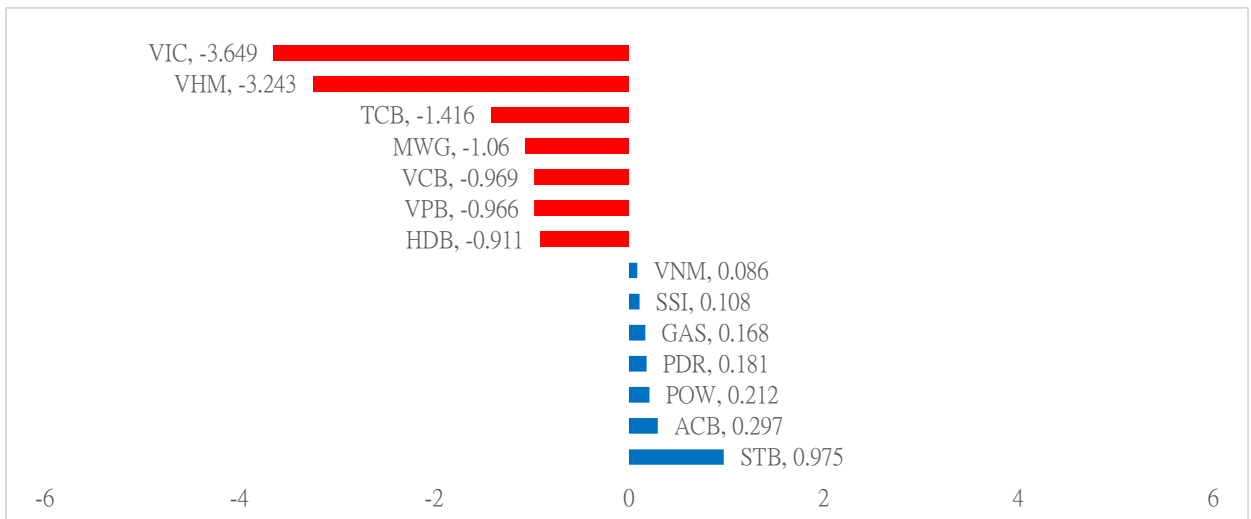


	VN30F2210-Daily	VN30F2210-1H
趨勢	下跌	上漲
支撐 1	970	964
支撐 2	950	951
阻力 1	1035	1040
阻力 2	1050	1051

VN30-INDEX 指數走勢

VN30-Index 收盤上漲 1.58%，其中 ACB、HPG 和 VNM 對指數的漲幅影響最大。相比之下，MSN 是 VN30-Index 中唯一下跌的股票。

VN30-INDEX 中最有影響力的成份股



We Create Fortune

VN30-INDEX 中的資本化



ACB 的走勢圖





We Create Fortune

期貨合約的價格，交易量和持倉量

日期	VN30F2110	交易量	持倉量
17/10/2022	1,050.0	308,081	37,837
14/10/2022	1,048.0	300,190	37,837
13/10/2022	1,039.6	499,633	42,116
12/10/2022	1,025.1	419,387	45,929
11/10/2022	989.0	434,143	42,505
10/10/2022	1,032.5	424,593	48,707
06/10/2022	1,080.0	415,369	51,372
05/10/2022	1,115.2	371,725	49,440

日期	VN30F2111	交易量	持倉量
17/10/2022	1034	8,938	4,975
14/10/2022	1044	2,605	4,975
13/10/2022	1030	4,139	4,419
12/10/2022	1022	2,090	3,606
11/10/2022	984.6	1,346	3,347
10/10/2022	1032.5	1,293	3,073
06/10/2022	1076	1,432	2,917
05/10/2022	1115	1,070	2,601

日期	VN30F2112	交易量	持倉量
17/10/2022	1,038.0	220	487
14/10/2022	1,046.4	269	487
13/10/2022	1,026.1	335	507
12/10/2022	1,017.5	105	499
11/10/2022	984.0	100	504
10/10/2022	1,032.0	141	539
06/10/2022	1,079.5	260	711
05/10/2022	1,124.1	230	711

日期	VN30F2203	交易量	持倉量
17/10/2022	1032.1	191	586
14/10/2022	1045	88	586
13/10/2022	1025.5	568	614
12/10/2022	1016.5	95	602
11/10/2022	983.6	183	619
10/10/2022	1026	120	581
06/10/2022	1093.8	576	580
05/10/2022	1117	241	573



We Create Fortune

VN30-INDEX 中的成分股

股碼	公司名稱	行業	比重	收盤價	資本化	PER	PBR	3 個月平均交易量	外資持有	52 週最高	52 週最底
		單位	%	VND	Bil. VND	x	x	'000 cp	%	VND	VND
BID	越南投資與發展商業股份銀行	金融	0.6%	39,800	201,329	15.5	2.2	1,626	17%	49,950	28,950
KDH	Khang Dien 房屋貿易投資股份公司	房地產	1.4%	37,700	27,024	21.5	2.5	850	32%	52,273	33,909
CTG	越南工商股份銀行	金融	1.6%	28,400	136,483	9.3	1.3	4,096	27%	38,200	22,500
ACB	亞洲商業股份銀行	金融	5.6%	24,550	82,916	7.0	1.6	2,785	30%	29,080	22,000
PLX	越南油氣集團	能源	0.4%	42,250	53,683	82.2	2.3	1,054	18%	65,900	37,050
BVH	Bao Viet 集團	金融	0.3%	57,400	42,609	24.1	1.9	1,303	27%	70,000	47,000
FPT	FPT 發展投資工藝股份公司	科技	6.4%	86,400	94,783	19.1	4.8	1,924	49%	99,083	70,000
GAS	越南氣體總公司 - 股份公司	公用服務	0.9%	118,900	227,569	17.8	3.8	1,011	3%	134,000	86,300
POW	越南天然氣股份總公司	公用服務	0.6%	13,850	32,435	20.5	1.1	15,848	2%	20,800	11,450
HDB	胡志明市發展商業股份銀行	金融	3.0%	26,300	52,921	7.6	1.6	2,072	18%	33,950	21,500
HPG	Hoa Phat (和發) 集團股份公司	原材料	5.9%	23,050	134,031	4.9	1.3	25,940	20%	44,923	20,500
MBB	軍隊貿易股份銀行	金融	4.7%	23,650	107,229	6.8	1.6	9,823	19%	29,083	18,208
MSN	Masan 集團股份公司	必需消費品	5.8%	113,700	161,878	15.9	5.5	810	29%	145,833	85,700
MWG	世界移動通信投資股份公司	非必需消費品	6.0%	73,300	107,290	21.3	4.8	3,540	49%	81,400	54,450
NVL	Nova 房地產投資集團股份公司	房地產	5.1%	82,200	160,276	49.8	4.3	2,489	6%	91,000	72,000
PNJ	Phu Nhuan (富潤) 珠寶股份公司	非必需消費品	2.3%	25,000	52,692	7.3	1.9	1,969	21%	36,296	18,000
GVR	越南橡膠工業集團	原材料	0.3%	26,650	106,600	22.9	2.2	1,734	0%	43,300	20,500
PDR	Phat Dat 開發房地產股份公司	房地產	1.2%	55,100	37,008	17.7	4.8	1,967	3%	73,221	48,200
TPB	Tien Phong 股份商業銀行	金融	1.8%	27,900	44,131	8.0	1.5	2,094	30%	44,000	24,800
SAB	西貢啤酒 - 酒精 - 飲料股份公司	必需消費品	1.1%	187,900	120,497	26.8	5.2	136	63%	197,900	142,900
SSI	SSI 西貢證券股份公司	金融	2.0%	23,950	35,665	9.0	1.8	18,836	35%	54,232	16,965
STB	西貢商信銀行 (sacombank)	金融	3.7%	24,650	46,471	13.0	1.3	14,307	23%	36,700	18,600
TCB	越南技商股份銀行 (Techcombank)	金融	7.0%	38,750	136,048	6.7	1.3	4,503	22%	56,000	32,550
VCB	越南外商貿易股份銀行	金融	3.6%	86,000	406,996	#N/A N/A	#N/A N/A	995	24%	96,000	68,900
VHM	Vinhomes 股份公司	房地產	6.2%	59,900	260,827	9.3	2.2	2,552	23%	87,500	58,300
VIC	Vingroup 集團股份公司	房地產	4.8%	63,600	242,566	#N/A N/A	2.3	1,457	12%	109,600	63,000
VJC	Vietjet 越捷航空股份公司	工業	2.6%	122,400	66,293	176.1	3.8	603	17%	149,000	116,800
VNM	越南牛奶股份公司	必需消費品	5.1%	76,000	158,837	18.7	4.7	2,190	55%	92,400	64,500
VPB	Viet Nam Thinh Vuong (越南繁榮) 貿易股份銀行	金融	7.8%	31,350	140,306	8.3	1.5	10,919	17%	41,050	26,500
VRE	Vincom Retail 股份公司	房地產	2.1%	28,400	64,534	49.8	2.0	1,692	32%	37,000	25,100



We Create Fortune

元大證券（越南）公司

個人客戶分析部

Nguyễn Thế Minh
研究分析經理
+84 28 3622 6868 ext 3826
minh.nguyen@yuanta.com.vn

Lý Thị Hiền
研究分析主管
+84 28 3622 6868 ext 3908
hien.ly@yuanta.com.vn

Quách Đức Khánh
研究分析副主管
+84 28 3622 6868 ext 3833
khanh.quach@yuanta.com.vn

Khổng Hữu Hiệp
高級分析專員
+84 28 3622 6868 ext 3912
hiep.khong@yuanta.com.vn

Nguyễn Trịnh Ngọc Hồng
高級分析專員
+84 28 3622 6868 ext 3832
hong.nguyen@yuanta.com.vn

Phạm Tấn Phát
高級分析專員
+84 28 3622 6868 ext 3880
phat.pham@yuanta.com.vn

個人客戶業務部

Phạm Đắc Thành
北部分行經理
+84 28 3622 6868 ext 3416
thanh.pham@yuanta.com.vn

Võ Thị Thu Thủy
平陽分行經理
+84 28 3622 6868 ext 3505
thuy.vo@yuanta.com.vn

Lương Kỳ Ty
堤岸分行經理
+84 28 3622 6868 ext 3653
ty.luong@yuanta.com.vn

Bùi Quốc Phong
同奈分行經理
+84 28 3622 6868 ext 3701
phong.bui@yuanta.com.vn

Võ Đình Tuấn
峴港分行經理
+84 28 3622 6868 ext 3301
tuan.vo@yuanta.com.vn

Nguyễn Việt Quang
河內分行經理
+84 28 3622 6868 ext 3404
quang.nguyen@yuanta.com.vn

Đinh Thị Thu Cúc
頭頓分行經理
+84 28 3622 6868 ext 3203
cuc.dinh@yuanta.com.vn



Appendix A: Important Disclosures

Analyst Certification

Each research analyst primarily responsible for the content of this research report, in whole or in part, certifies that with respect to each security or issuer that the analyst covered in this report: (1) all of the views expressed accurately reflect his or her personal views about those securities or issuers; and (2) no part of his or her compensation was, is, or will be, directly or indirectly, related to the specific recommendations or views expressed by that research analyst in the research report.

Ratings Definitions

BUY: We have a positive outlook on the stock based on our expected absolute or relative return over the investment period. Our thesis is based on our analysis of the company's outlook, financial performance, catalysts, valuation and risk profile. We recommend investors add to their position.

HOLD-Outperform: In our view, the stock's fundamentals are relatively more attractive than peers at the current price. Our thesis is based on our analysis of the company's outlook, financial performance, catalysts, valuation and risk profile.

HOLD-Underperform: In our view, the stock's fundamentals are relatively less attractive than peers at the current price. Our thesis is based on our analysis of the company's outlook, financial performance, catalysts, valuation and risk profile.

SELL: We have a negative outlook on the stock based on our expected absolute or relative return over the investment period. Our thesis is based on our analysis of the company's outlook, financial performance, catalysts, valuation and risk profile. We recommend investors reduce their position.

Under Review: We actively follow the company, although our estimates, rating and target price are under review.

Restricted: The rating and target price have been suspended temporarily to comply with applicable regulations and/or Yuanta policies.

Note: Yuanta research coverage with a Target Price is based on an investment period of 12 months. Greater China Discovery Series coverage does not have a formal 12 months Target Price and the recommendation is based on an investment period specified by the analyst in the report.

Global Disclaimer

© 2020 Yuanta. All rights reserved. The information in this report has been compiled from sources we believe to be reliable, but we do not hold ourselves responsible for its completeness or accuracy. It is not an offer to sell or solicitation of an offer to buy any securities. All opinions and estimates included in this report constitute our judgment as of this date and are subject to change without notice.

This report provides general information only. Neither the information nor any opinion expressed herein constitutes an offer or invitation to make an offer to buy or sell securities or other investments. This material is prepared for general circulation to clients and is not intended to provide tailored investment advice and does not take into account the individual financial situation and objectives of any specific person who may receive this report. Investors should seek financial advice regarding the appropriateness of investing in any securities, investments or investment strategies discussed or recommended in this report. The information contained in this report has been compiled from sources believed to be reliable but no representation or warranty, express or implied, is made as to its accuracy, completeness or correctness. This report is not (and should not be construed as) a solicitation to act as securities broker or dealer in any jurisdiction by any person or company that is not legally permitted to carry on such business in that jurisdiction.

Yuanta research is distributed in the United States only to Major U.S. Institutional Investors (as defined in Rule 15a-6 under the Securities Exchange Act of 1934, as amended and SEC staff interpretations thereof). All transactions by a US person in the securities mentioned in this report must be effected through a registered broker-dealer under Section 15 of the Securities Exchange Act of 1934, as amended. Yuanta research is distributed in Taiwan by Yuanta Securities Investment Consulting. Yuanta research is distributed in Hong Kong by Yuanta Securities (Hong Kong) Co. Limited, which is licensed in Hong Kong by the Securities and Futures Commission for regulated activities, including Type 4 regulated activity (advising on securities). In Hong Kong, this research report may not be redistributed, retransmitted or disclosed, in whole or in part or any form or manner, without the express written consent of Yuanta Securities (Hong Kong) Co. Limited.