

## 市場出現復甦階段

2022/10/24

合約走勢					
單位	收盤	+/-	交易量	到期日	剩餘時間
VN30F2112	985.0	-52.2	417,813	17/11	27
VN30F2201	979.0	-60.9	1881	15/12	55
VN30F2203	980.0	-50.6	537	16/03	146
VN30F2206	1000.9		452	15/06	237

源自 Bloomberg - YSVN

合約更改交易量和持倉量				
單位	合約	+/-	OI	+/-
VN30F2112	417,813	49.5%	30,836	
VN30F2201	1,881	-95.1%	33002	
VN30F2203	537	588.5%	470	
VN30F2206	452	293.0%	529	

源自: Bloomberg - YSVN

合約的基差變動			
單位	基差	前一盤	+/-
VN30F2112	-25.6	4.9	-30.5
VN30F2201	-31.6	4.9	-36.5
VN30F2203	-30.6	-13.4	-17.2
VN30F2206	-9.7	-22.7	13.0

源自: Bloomberg - YSVN

### 合約走勢

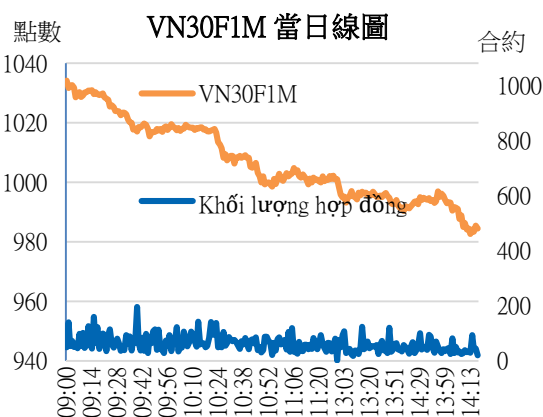
- 4 個期貨合約大幅下跌，跌幅為 51-61 點。
- VN30F2211 的交易量增加 50%，VN30F2212 減少 95%，VN30F2303 增加 589%，VN30F2306 增加 293%。

### VN30F1M 的評估

- VN30F2211 在寬幅內橫盤移動，三角形模式無效。然而，價格正在接近 979 點附近的舊底部，因此市場可能會形成復甦跨度。同時，價格走勢圖仍處於 A-B-C 形態的技術復甦波中，因此 VN30F2211 仍可能在 979-1050 點的區間橫盤整理。
- 日線圖上的趨勢仍維持下跌，追蹤停損位於 1074 點。

### 投資策略

<p><b>當天策略</b> (Intraday)</p>	<p>投資者在價格調整至 979-983 點時開設多頭，停損於 978 點，止盈在 1000-1013 點。</p> <p>空頭倉位考慮在 1000-1030 點的阻力位開設。</p>
<p><b>主要短期趨勢策略</b> (Daily)</p>	<p>投資者考慮在 1050-1060 點觀察並等待空頭的入場點，停損於 1074 點。</p>



Pham Tan Phat

高級分析專員

Email: [phat.pham@yuanta.com.vn](mailto:phat.pham@yuanta.com.vn)

Phone: (084) 28 3622 6868 ext 3880

We Create Fortune

### VN30F1M 合約走勢圖

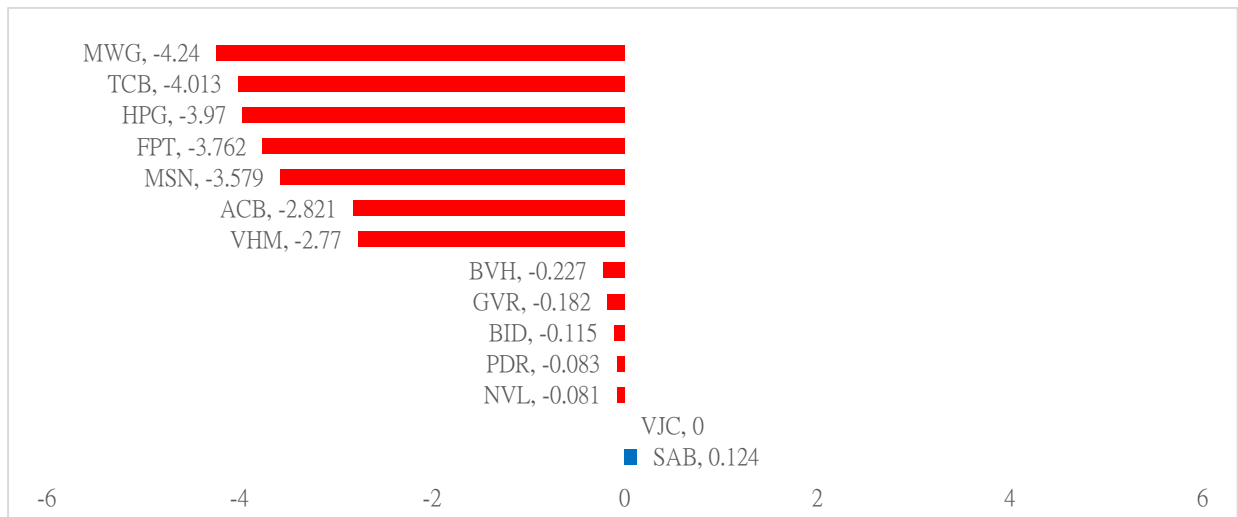


	VN30F2210-Daily	VN30F2210-1H
趨勢	下跌	下跌
支撐 1	970	964
支撐 2	950	951
阻力 1	1075	1049
阻力 2	1100	1066

### VN30-INDEX 指數走勢

VN30-Index 收盤下跌 4.05%，其中 TCB、HPG 和 MBB 對指數的負面影響最大。相比之下，FPT、VNM 和 ACB 在 VN30-Index 中積極上漲的股票。

### VN30-INDEX 中最有影響力的成份股

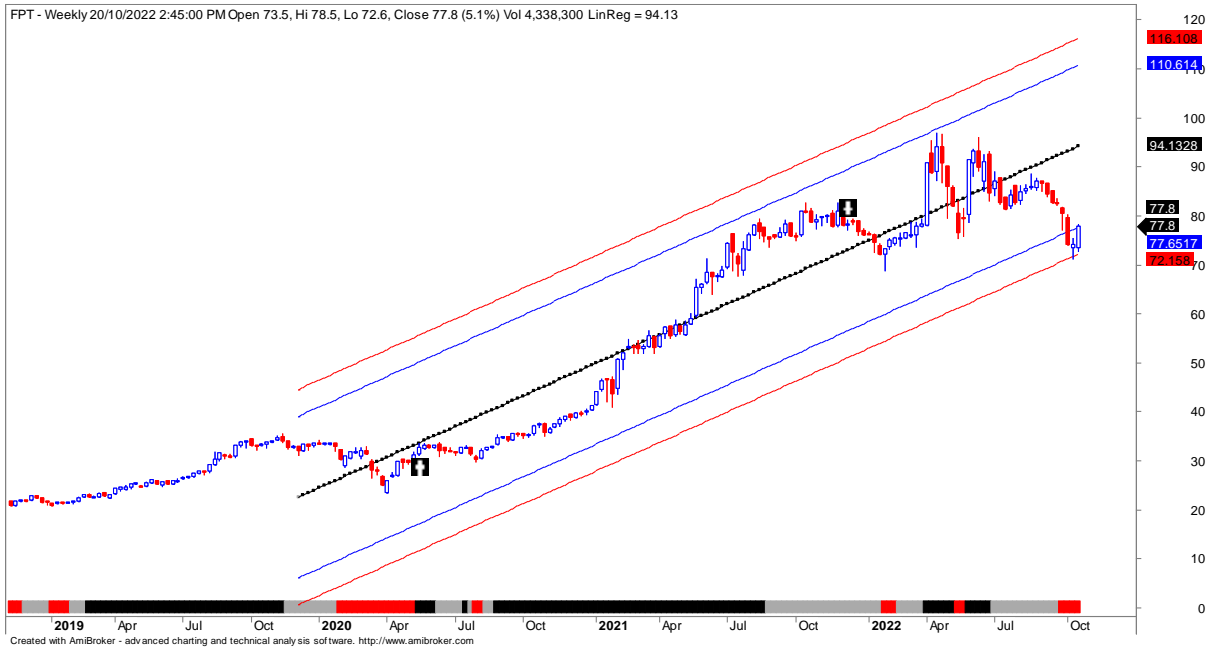


We Create Fortune

### VN30-INDEX 中的資本化



### FPT 的走勢圖





We Create Fortune

期貨合約的價格，交易量和持倉量

日期	VN30F2110	交易量	持倉量
21/10/2022	985.0	417,813	30,836
20/10/2022	1,058.2	280,262	30,836
19/10/2022	1,053.0	331,477	30,836
18/10/2022	1,057.9	352,172	36,723
17/10/2022	1,050.0	308,351	34,799
14/10/2022	1,048.0	300,190	37,837
12/10/2022	1,025.1	419,387	45,929
11/10/2022	989.0	434,143	42,505

日期	VN30F2111	交易量	持倉量
21/10/2022	979	1,881	33,002
20/10/2022	1037.2	38,565	33,002
19/10/2022	1038.1	11,683	17,745
18/10/2022	1045	10,252	13,767
17/10/2022	1034	8,938	9,726
14/10/2022	1044	2,605	4,975
12/10/2022	1022	2,090	3,606
11/10/2022	984.6	1,346	3,347

日期	VN30F2112	交易量	持倉量
21/10/2022	980.0	537	470
20/10/2022	1,039.9	78	470
19/10/2022	1,038.9	432	450
18/10/2022	1,045.8	132	449
17/10/2022	1,038.0	220	447
14/10/2022	1,046.4	269	487
12/10/2022	1,017.5	105	499
11/10/2022	984.0	100	504

日期	VN30F2203	交易量	持倉量
21/10/2022	1000.9	452	529
20/10/2022	1030.6	115	529
19/10/2022	1042	155	540
18/10/2022	1048	431	580
17/10/2022	1032.1	191	592
14/10/2022	1045	88	586
12/10/2022	1016.5	95	602
11/10/2022	983.6	183	619



We Create Fortune

VN30-INDEX 中的成分股

股碼	公司名稱	行業	比重	收盤價	資本化	PER	PBR	3 個月平均交易量	外資持有	52 週最高	52 週最底
		單位	%	VND	Bil. VND	x	x	'000 cp	%	VND	VND
BID	越南投資與發展商業股份銀行	金融	0.6%	39,800	201,329	15.5	2.2	1,626	17%	49,950	28,950
KDH	Khang Dien 房屋貿易投資股份公司	房地產	1.4%	37,700	27,024	21.5	2.5	850	32%	52,273	33,909
CTG	越南工商股份銀行	金融	1.6%	28,400	136,483	9.3	1.3	4,096	27%	38,200	22,500
ACB	亞洲商業股份銀行	金融	5.6%	24,550	82,916	7.0	1.6	2,785	30%	29,080	22,000
PLX	越南油氣集團	能源	0.4%	42,250	53,683	82.2	2.3	1,054	18%	65,900	37,050
BVH	Bao Viet 集團	金融	0.3%	57,400	42,609	24.1	1.9	1,303	27%	70,000	47,000
FPT	FPT 發展投資工藝股份公司	科技	6.4%	86,400	94,783	19.1	4.8	1,924	49%	99,083	70,000
GAS	越南氣體總公司 - 股份公司	公用服務	0.9%	118,900	227,569	17.8	3.8	1,011	3%	134,000	86,300
POW	越南天然氣股份總公司	公用服務	0.6%	13,850	32,435	20.5	1.1	15,848	2%	20,800	11,450
HDB	胡志明市發展商業股份銀行	金融	3.0%	26,300	52,921	7.6	1.6	2,072	18%	33,950	21,500
HPG	Hoa Phat (和發) 集團股份公司	原材料	5.9%	23,050	134,031	4.9	1.3	25,940	20%	44,923	20,500
MBB	軍隊貿易股份銀行	金融	4.7%	23,650	107,229	6.8	1.6	9,823	19%	29,083	18,208
MSN	Masan 集團股份公司	必需消費品	5.8%	113,700	161,878	15.9	5.5	810	29%	145,833	85,700
MWG	世界移動通信投資股份公司	非必需消費品	6.0%	73,300	107,290	21.3	4.8	3,540	49%	81,400	54,450
NVL	Nova 房地產投資集團股份公司	房地產	5.1%	82,200	160,276	49.8	4.3	2,489	6%	91,000	72,000
PNJ	Phu Nhuan (富潤) 珠寶股份公司	非必需消費品	2.3%	25,000	52,692	7.3	1.9	1,969	21%	36,296	18,000
GVR	越南橡膠工業集團	原材料	0.3%	26,650	106,600	22.9	2.2	1,734	0%	43,300	20,500
PDR	Phat Dat 開發房地產股份公司	房地產	1.2%	55,100	37,008	17.7	4.8	1,967	3%	73,221	48,200
TPB	Tien Phong 股份商業銀行	金融	1.8%	27,900	44,131	8.0	1.5	2,094	30%	44,000	24,800
SAB	西貢啤酒 - 酒精 - 飲料股份公司	必需消費品	1.1%	187,900	120,497	26.8	5.2	136	63%	197,900	142,900
SSI	SSI 西貢證券股份公司	金融	2.0%	23,950	35,665	9.0	1.8	18,836	35%	54,232	16,965
STB	西貢商信銀行 (sacombank)	金融	3.7%	24,650	46,471	13.0	1.3	14,307	23%	36,700	18,600
TCB	越南技商股份銀行 (Techcombank)	金融	7.0%	38,750	136,048	6.7	1.3	4,503	22%	56,000	32,550
VCB	越南外商貿易股份銀行	金融	3.6%	86,000	406,996	#N/A N/A	#N/A N/A	995	24%	96,000	68,900
VHM	Vinhomes 股份公司	房地產	6.2%	59,900	260,827	9.3	2.2	2,552	23%	87,500	58,300
VIC	Vingroup 集團股份公司	房地產	4.8%	63,600	242,566	#N/A N/A	2.3	1,457	12%	109,600	63,000
VJC	Vietjet 越捷航空股份公司	工業	2.6%	122,400	66,293	176.1	3.8	603	17%	149,000	116,800
VNM	越南牛奶股份公司	必需消費品	5.1%	76,000	158,837	18.7	4.7	2,190	55%	92,400	64,500
VPB	Viet Nam Thinh Vuong (越南繁榮) 貿易股份銀行	金融	7.8%	31,350	140,306	8.3	1.5	10,919	17%	41,050	26,500
VRE	Vincom Retail 股份公司	房地產	2.1%	28,400	64,534	49.8	2.0	1,692	32%	37,000	25,100



We Create Fortune

## 元大證券（越南）公司

### 個人客戶分析部

**Nguyễn Thế Minh**  
研究分析經理  
+84 28 3622 6868 ext 3826  
minh.nguyen@yuanta.com.vn

**Lý Thị Hiền**  
研究分析主管  
+84 28 3622 6868 ext 3908  
hien.ly@yuanta.com.vn

**Quách Đức Khánh**  
研究分析副主管  
+84 28 3622 6868 ext 3833  
khanh.quach@yuanta.com.vn

**Khổng Hữu Hiệp**  
高級分析專員  
+84 28 3622 6868 ext 3912  
hiep.khong@yuanta.com.vn

**Nguyễn Trịnh Ngọc Hồng**  
高級分析專員  
+84 28 3622 6868 ext 3832  
hong.nguyen@yuanta.com.vn

**Phạm Tấn Phát**  
高級分析專員  
+84 28 3622 6868 ext 3880  
phat.pham@yuanta.com.vn

### 個人客戶業務部

**Phạm Đắc Thành**  
北部分行經理  
+84 28 3622 6868 ext 3416  
thanh.pham@yuanta.com.vn

**Võ Thị Thu Thủy**  
平陽分行經理  
+84 28 3622 6868 ext 3505  
thuy.vo@yuanta.com.vn

**Lương Kỳ Ty**  
堤岸分行經理  
+84 28 3622 6868 ext 3653  
ty.luong@yuanta.com.vn

**Bùi Quốc Phong**  
同奈分行經理  
+84 28 3622 6868 ext 3701  
phong.bui@yuanta.com.vn

**Võ Đình Tuấn**  
峴港分行經理  
+84 28 3622 6868 ext 3301  
tuan.vo@yuanta.com.vn

**Nguyễn Việt Quang**  
河內分行經理  
+84 28 3622 6868 ext 3404  
quang.nguyen@yuanta.com.vn

**Đinh Thị Thu Cúc**  
頭頓分行經理  
+84 28 3622 6868 ext 3203  
cuc.dinh@yuanta.com.vn





## Appendix A: Important Disclosures

### Analyst Certification

Each research analyst primarily responsible for the content of this research report, in whole or in part, certifies that with respect to each security or issuer that the analyst covered in this report: (1) all of the views expressed accurately reflect his or her personal views about those securities or issuers; and (2) no part of his or her compensation was, is, or will be, directly or indirectly, related to the specific recommendations or views expressed by that research analyst in the research report.

### Ratings Definitions

**BUY:** We have a positive outlook on the stock based on our expected absolute or relative return over the investment period. Our thesis is based on our analysis of the company's outlook, financial performance, catalysts, valuation and risk profile. We recommend investors add to their position.

**HOLD-Outperform:** In our view, the stock's fundamentals are relatively more attractive than peers at the current price. Our thesis is based on our analysis of the company's outlook, financial performance, catalysts, valuation and risk profile.

**HOLD-Underperform:** In our view, the stock's fundamentals are relatively less attractive than peers at the current price. Our thesis is based on our analysis of the company's outlook, financial performance, catalysts, valuation and risk profile.

**SELL:** We have a negative outlook on the stock based on our expected absolute or relative return over the investment period. Our thesis is based on our analysis of the company's outlook, financial performance, catalysts, valuation and risk profile. We recommend investors reduce their position.

**Under Review:** We actively follow the company, although our estimates, rating and target price are under review.

**Restricted:** The rating and target price have been suspended temporarily to comply with applicable regulations and/or Yuanta policies.

Note: Yuanta research coverage with a Target Price is based on an investment period of 12 months. Greater China Discovery Series coverage does not have a formal 12 months Target Price and the recommendation is based on an investment period specified by the analyst in the report.

### Global Disclaimer

© 2020 Yuanta. All rights reserved. The information in this report has been compiled from sources we believe to be reliable, but we do not hold ourselves responsible for its completeness or accuracy. It is not an offer to sell or solicitation of an offer to buy any securities. All opinions and estimates included in this report constitute our judgment as of this date and are subject to change without notice.

This report provides general information only. Neither the information nor any opinion expressed herein constitutes an offer or invitation to make an offer to buy or sell securities or other investments. This material is prepared for general circulation to clients and is not intended to provide tailored investment advice and does not take into account the individual financial situation and objectives of any specific person who may receive this report. Investors should seek financial advice regarding the appropriateness of investing in any securities, investments or investment strategies discussed or recommended in this report. The information contained in this report has been compiled from sources believed to be reliable but no representation or warranty, express or implied, is made as to its accuracy, completeness or correctness. This report is not (and should not be construed as) a solicitation to act as securities broker or dealer in any jurisdiction by any person or company that is not legally permitted to carry on such business in that jurisdiction.

Yuanta research is distributed in the United States only to Major U.S. Institutional Investors (as defined in Rule 15a-6 under the Securities Exchange Act of 1934, as amended and SEC staff interpretations thereof). All transactions by a US person in the securities mentioned in this report must be effected through a registered broker-dealer under Section 15 of the Securities Exchange Act of 1934, as amended. Yuanta research is distributed in Taiwan by Yuanta Securities Investment Consulting. Yuanta research is distributed in Hong Kong by Yuanta Securities (Hong Kong) Co. Limited, which is licensed in Hong Kong by the Securities and Futures Commission for regulated activities, including Type 4 regulated activity (advising on securities). In Hong Kong, this research report may not be redistributed, retransmitted or disclosed, in whole or in part or any form or manner, without the express written consent of Yuanta Securities (Hong Kong) Co. Limited.