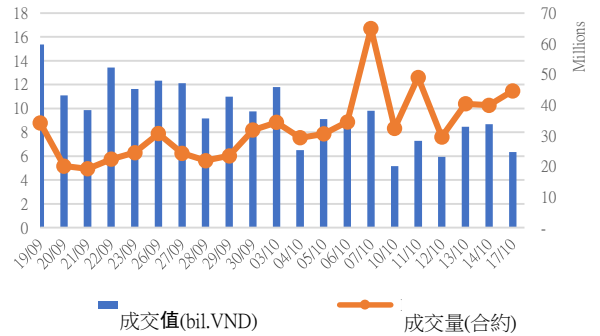


跌幅占主導地位

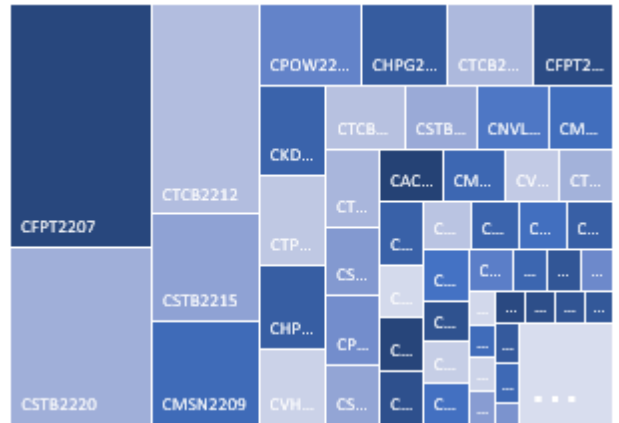
當股票市場的走勢並無真正積極時，市場上的大多數權證均以跌幅收盤。流動性仍然較低，顯示投資者對股票市場的短期走勢仍持謹慎情緒。我們繼續建議投資者觀察股票市場的走勢，並在短期風險仍然較高時不應急於支付。

2022/10/18

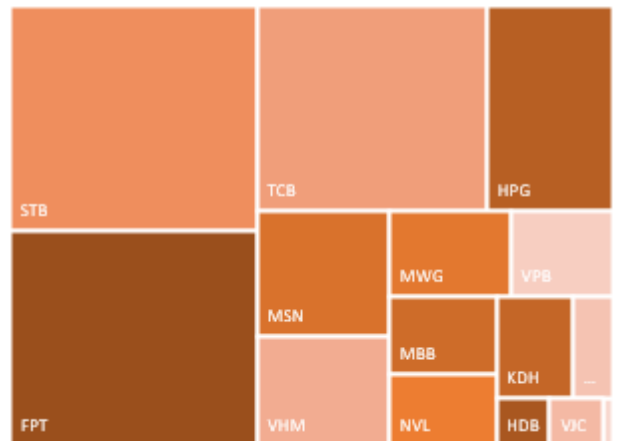
成交值和成交量



根據認股權證代碼分配成交值



根據標的股票代碼分配成交值



源自: YSVN

We Create Fortune

當日成交及相關指數

代碼	漲跌 (+/-%)	收盤	成交量 (合約)	成交值 (Bil.VND)	現金 狀態	Premium	槓桿	剩餘 交易盤數	隱含 波動
CACB2203	-50.0%	10	6,700	-	OTM	26.2%		-	
CACB2204	-50.0%	20	88,800	-	OTM	24.4%		14	52%
CACB2205	-17.0%	390	29,700	0.01	OTM	18.3%		39	55%
CACB2206	-5.7%	330	35,900	0.01	OTM	24.9%		54	52%
CACB2207	-4.7%	410	196,700	0.07	OTM	29.5%		117	54%
CFPT2204	-12.5%	210	13,400	-	OTM	19.5%	3.82	35	51%
CFPT2205	-5.0%	190	8,200	-	OTM	26.1%	5.51	62	40%
CFPT2206	-3.8%	510	105,000	0.05	OTM	26.6%	1.21	39	67%
CFPT2207	-1.8%	1,650	479,800	0.74	OTM	13.7%	4.01	39	87%
CFPT2208	-10.4%	860	22,800	0.02	OTM	19.8%	3.84	54	53%
CFPT2209	-6.2%	610	238,500	0.14	OTM	27.5%	3.01	117	53%
CFPT2210	-5.5%	1,040	20,900	0.02	OTM	36.0%	2.38	226	54%
CFPT2211	-4.9%	580	84,100	0.05	OTM	23.0%	3.50	96	52%
CHDB2205	0.0%	10	53,800	-	OTM	31.6%	0.00	1	288%
CHDB2206	-37.5%	50	10,000	-	OTM	47.3%	0.92	54	67%
CHDB2207	-15.0%	340	119,300	0.04	OTM	23.7%	2.54	35	75%
CHDB2208	-23.6%	550	4,200	-	OTM	29.6%	2.56	114	70%
CHDB2209	-40.9%	130	6,500	-	OTM	32.7%	1.46	37	70%
CHDB2210	-25.0%	210	46,600	0.01	OTM	45.1%	2.05	102	61%
CHPG2201	-50.0%	10	1,615,700	0.02	OTM	95.6%	0.00	2	452%
CHPG2210	0.0%	10	2,633,100	0.03	OTM	88.1%	0.00	1	500%
CHPG2211	0.0%	10	159,000	-	OTM	75.0%		-	
CHPG2212	0.0%	40	609,000	0.02	OTM	46.1%	0.55	49	65%
CHPG2213	-50.0%	10	1,946,200	0.02	OTM	37.7%	0.00	9	87%
CHPG2214	0.0%	60	125,100	0.01	OTM	51.7%	0.29	54	74%
CHPG2215	-6.7%	280	583,900	0.15	OTM	34.0%	1.93	114	78%
CHPG2216	-7.5%	990	128,600	0.12	ITM	14.1%	3.82	49	85%
CHPG2217	-10.0%	450	108,500	0.05	OTM	34.5%	1.06	49	76%
CHPG2218	-17.6%	140	1,100	-	OTM	32.2%	1.01	37	72%
CHPG2219	0.0%	340	-	-	OTM	48.5%	0.97	102	78%
CHPG2220	-16.1%	260	20,900	0.01	OTM	27.4%	3.65	54	53%
CHPG2221	-9.7%	280	41,500	0.01	OTM	35.7%	3.02	117	53%
CHPG2223	-2.9%	990	66,500	0.06	OTM	27.2%	2.79	96	65%
CKDH2207	0.0%	10	700	-	OTM	77.6%	0.00	14	114%
CKDH2208	-21.4%	110	9,000	-	OTM		0.01	35	77%
CKDH2209	-13.3%	260	15,100	-	OTM	49.4%	0.35	114	70%
CKDH2210	-23.1%	100	125,700	0.01	OTM	53.9%	0.00	49	72%
CKDH2211	0.0%	80	-	-	OTM	60.3%	0.00	37	73%
CKDH2212	15.4%	150	127,000	0.01	OTM	68.7%	0.03	102	75%
CKDH2213	-12.5%	70	2,723,400	0.13	OTM	56.8%	0.01	54	56%
CMBB2204	0.0%	10	228,600	-	OTM	47.7%	0.00	14	78%
CMBB2205	0.0%	10	61,200	-	OTM	52.5%	0.00	9	107%
CMBB2207	0.0%	280	1,100	-	OTM	25.0%	2.02	54	97%
CMBB2208	-15.0%	170	312,200	0.05	OTM	30.2%	2.92	49	51%
CMBB2209	-16.7%	100	350,800	0.03	OTM	41.1%	1.34	54	54%
CMBB2210	-15.2%	280	30,300	0.01	OTM	48.9%	1.99	117	51%
CMBB2211	-3.0%	320	243,100	0.07	OTM	61.6%	1.73	226	53%
CMSN2204	0.0%	20	591,200	0.01	OTM	46.6%	0.00	14	89%
CMSN2205	-30.0%	70	30,500	-	OTM	45.0%	0.69	49	66%
CMSN2206	-20.0%	40	560,500	0.02	OTM	68.5%	0.09	54	71%

We Create Fortune

CMSN2207	-10.0%	90	55,400	0.01	OTM	63.2%	0.23	58	67%
CMSN2209	-4.5%	210	1,184,200	0.24	OTM	46.3%	1.90	114	60%
CMSN2210	10.5%	210	5,900	-	OTM	49.0%	0.84	62	64%
CMSN2211	-20.0%	120	102,100	0.01	OTM	40.8%	0.53	37	69%
CMSN2212	0.0%	210	114,200	0.02	OTM	47.4%	1.50	102	64%
CMSN2213	-2.9%	330	14,400	0.01	OTM	43.4%	2.07	96	58%
CMWG2205	-33.3%	20	254,400	0.01	OTM	31.4%	0.40	14	63%
CMWG2206	-3.3%	290	17,100	-	OTM	52.0%	0.65	58	72%
CMWG2207	0.0%	70	3,400	-	OTM	27.3%	0.39	14	76%
CMWG2208	-4.5%	850	107,900	0.09	OTM	18.5%	3.37	49	82%
CMWG2209	-7.1%	520	24,300	0.01	ITM	14.4%	3.61	39	105%
CMWG2210	-1.3%	740	1,600	-	OTM	25.3%	2.29	102	100%
CMWG2211	-11.1%	160	346,200	0.05	OTM	30.1%	3.61	54	56%
CMWG2212	-8.9%	410	96,400	0.04	OTM	34.3%	3.24	117	55%
CNVL2205	-17.1%	340	153,700	0.05	OTM	16.4%	1.72	49	61%
CNVL2206	23.1%	320	500	-	OTM	18.8%	1.09	54	61%
CNVL2207	-1.6%	620	1,000	-	OTM	20.3%	1.02	58	66%
CNVL2208	-7.6%	610	174,300	0.10	OTM	19.7%	2.74	114	57%
CNVL2209	-16.7%	300	400	-	OTM	19.8%	0.21	37	61%
CNVL2210	-4.8%	400	200	-	OTM	27.1%	0.77	102	57%
CPDR2204	-21.4%	110	100	-	OTM	20.4%		54	49%
CPDR2205	-7.9%	350	119,500	0.04	OTM	18.1%		114	50%
CPNJ2203	42.1%	540	21,300	0.01	OTM	17.0%	3.54	54	79%
CPNJ2204	0.0%	440	-	-	OTM	40.4%	1.00	58	73%
CPNJ2205	0.0%	190	10,600	-	OTM	23.9%	13.47	62	34%
CPOW2202	-50.0%	10	55,400	-	OTM	61.9%		19	100%
CPOW2204	7.4%	290	694,700	0.18	OTM	38.4%		114	78%
CPOW2205	2.6%	390	97,900	0.03	OTM	28.2%		62	54%
CPOW2206	0.0%	200	-	-	OTM	34.2%		37	80%
CPOW2207	18.2%	130	200	-	OTM	31.2%		39	82%
CPOW2208	-4.0%	240	3,100	-	OTM	45.1%		102	75%
CPOW2209	8.3%	260	321,000	0.08	OTM	55.8%		124	78%
CSTB2208	0.0%	10	110,100	-	OTM	66.2%	0.00	1	484%
CSTB2209	0.0%	10	-	-	OTM	76.5%		-	
CSTB2210	-50.0%	10	263,100	-	OTM	57.1%	0.00	14	90%
CSTB2211	-7.7%	120	58,800	0.01	OTM	33.8%	1.75	49	79%
CSTB2212	-50.0%	10	269,000	-	OTM	43.4%	0.00	9	96%
CSTB2213	14.3%	80	1,071,800	0.08	OTM	38.2%	1.88	54	70%
CSTB2214	2.6%	400	46,200	0.02	OTM	31.1%	3.03	58	64%
CSTB2215	7.9%	410	680,800	0.25	OTM	33.7%	2.57	114	69%
CSTB2216	0.0%	70	10,000	-	OTM	54.9%	0.37	37	71%
CSTB2217	14.3%	80	1,079,600	0.07	OTM	44.1%	3.69	54	53%
CSTB2218	5.0%	210	552,300	0.10	OTM	56.6%	3.48	117	51%
CSTB2220	25.0%	350	1,778,100	0.54	OTM	38.8%	3.88	96	53%
CTCB2205	0.0%	10	-	-	OTM	85.5%		-	
CTCB2206	0.0%	10	5,600	-	OTM	73.5%	0.00	14	112%
CTCB2207	-25.0%	90	5,900	-	OTM	72.4%	0.13	62	69%
CTCB2208	-27.8%	130	47,000	0.01	OTM	60.4%	0.16	49	70%
CTCB2209	-18.5%	440	135,600	0.06	OTM	40.7%	0.59	49	87%
CTCB2210	-28.6%	50	2,035,500	0.09	OTM	59.8%	0.68	54	55%
CTCB2211	-21.4%	110	1,397,300	0.15	OTM	69.1%	1.41	117	54%
CTCB2212	-13.5%	320	1,497,900	0.49	OTM	80.4%	1.56	226	54%
CTCB2213	-13.3%	130	832,200	0.11	OTM	53.5%	1.97	96	53%
CTPB2203	-20.0%	40	3,800	-	OTM	13.6%		7	91%
CTPB2204	-7.4%	250	48,700	0.01	OTM	28.1%		114	65%
CTPB2205	-12.5%	70	1,119,000	0.05	OTM	36.6%		39	52%

We Create Fortune

CTPB2206	-10.5%	170	1,158,200	0.13	OTM	37.6%		54	55%
CVHM2207	-25.0%	30	1,100	-	OTM	43.8%		-	
CVHM2208	0.0%	10	866,700	0.01	OTM	39.6%	0.00	14	74%
CVHM2209	-33.3%	60	80,700	0.01	OTM	43.3%	0.55	49	66%
CVHM2210	-33.3%	40	1,940,100	0.06	OTM	62.9%	0.08	54	71%
CVHM2211	-12.5%	280	3,000	-	OTM	40.4%	1.64	114	68%
CVHM2212	-20.0%	440	82,700	0.04	OTM	35.8%	0.46	39	86%
CVHM2213	-13.0%	200	580,500	0.11	OTM	35.7%	2.28	102	59%
CVHM2214	-23.8%	480	35,700	0.02	OTM	25.1%	3.22	54	57%
CVHM2215	-16.5%	710	19,800	0.01	OTM	29.8%	2.96	117	56%
CVHM2216	-11.1%	880	26,200	0.02	OTM	39.5%	2.33	226	57%
CVIC2205	0.0%	10	99,900	-	OTM	55.0%	0.00	1	432%
CVJC2203	0.0%	180	298,400	0.05	OTM	23.6%	2.07	49	54%
CVJC2204	0.0%	420	-	-	OTM	30.6%	2.15	114	55%
CVJC2205	-33.3%	180	100	-	OTM	21.9%	1.85	37	56%
CVJC2206	20.0%	360	13,300	-	OTM	28.6%	2.40	102	53%
CVNM2205	-50.0%	10	3,516,000	0.04	OTM	4.6%	1.33	1	69%
CVNM2206	0.0%	140	400	-	OTM	6.1%		-	

源自: Fiinpro, YSVN

Premium = (行使價格 + 認股權證價格 x 轉換率) - 標的證券的目前價格 (盈虧平衡價格與標的證券的目前價格之差)。

槓桿 (Effective gearing) 越高, 按標的證券的波動率就越大。

為了限制風險, 投資者應選擇具有現金狀態 (ITM), Premium 或隱含波動率偏低的認股權證。此外, 投資者也應優先對具有偏長 (兩週以上) 的剩餘交易盤數 (直至到期日) 的權證進行交易, 以限制風險。

標的股票的技術建議綜合表

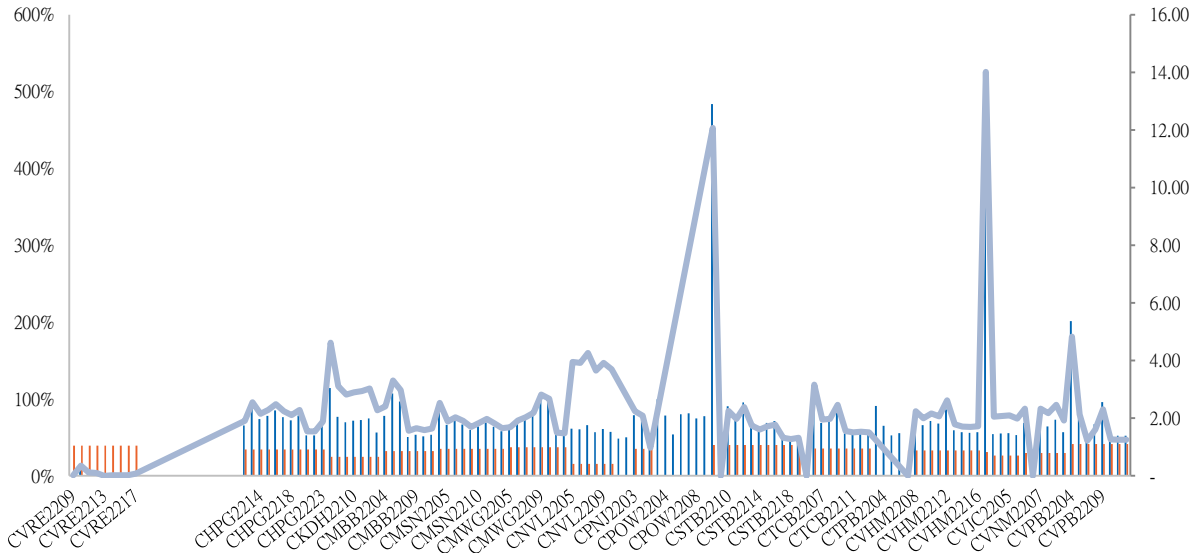
代碼	建議價格	目前價格	短期趨勢	中期趨勢	短期目標	與目前價格相比的短期上漲空間	短期停損	Reward/Risk
CTD		47.20	下跌	下跌			50.50	-
DPM	47.50	49.00	上漲	下跌	53.02	8%	42.82	1.18
FPT		73.80	下跌	上漲			76.65	-
HDB		16.50	下跌	下跌			17.96	-
HPG	19.50	19.25	上漲	下跌	22.44	17%	17.80	1.73
MBB		17.50	下跌	下跌			18.21	-
MSN		79.00	下跌	下跌			86.62	-
MWG		58.90	下跌	下跌			60.76	-
NVL		75.00	下跌	下跌			78.27	-
PNJ		105.00	下跌	上漲			105.80	-
REE		79.80	上漲	下跌			72.39	-
STB		18.15	下跌	下跌			18.38	-
TCB		25.10	下跌	下跌			26.92	-
VHM	53.80	49.50	上漲	下跌	58.45	18%	49.49	1.08
VIC	60.00	56.00	上漲	下跌	68.39	22%	55.22	1.75
VJC		109.00	下跌	下跌			112.51	-
VNM	73.80	74.10	上漲	上漲	81.83	10%	70.54	2.47
VPB		15.95	下跌	下跌			16.67	-

We Create Fortune

VRE		24.90	下跌	下跌			26.33	-
-----	--	-------	----	----	--	--	-------	---

源自: YSVN

認股權證的隱含波動 VS 標的股票過去期間的波動



源自: YSVN

(*) 橙色列是標的股票過去期間的波動；藍色列是認股權證的隱含波動。

(*) 投資者可使用“隱含波動”來比較同一標的股票認股權證。隱含波動率越大，對標的股票的價格變動率期望就越高（換句話說，隱含波動率越大，認股權證就越昂貴）。

認股權證訊息

認股權證代碼	發行商	期限	轉換率	發行價格	發行量	行使價格	最後交易日
CACB2203	MBS	6 月	2.40190 : 1	2,500	5,000,000	26,421	17/10/2022
CACB2204	HCM	6 月	1.60130 : 1	2,500	7,000,000	26,021	04/11/2022
CACB2205	VND	4.5 月	2.00000 : 1	3,000	4,000,000	24,000	09/12/2022
CFPT2204	MBS	6 月	8.15960 : 1	2,900	5,000,000	86,492	05/12/2022
CFPT2205	VCI	6 月	5.93100 : 1	1,000	4,000,000	91,931	11/01/2023
CFPT2206	VND	4.5 月	4.94250 : 1	1,000	3,000,000	90,943	09/12/2022
CFPT2207	VND	4.5 月	5.93100 : 1	3,000	4,000,000	74,138	09/12/2022
CHDB2201	KISVN	9 月	5.00000 : 1	1,500	3,000,000	30,999	19/09/2022
CHDB2204	VCI	6 月	2.00000 : 1	1,700	3,000,000	31,500	23/09/2022
CHDB2205	KISVN	6 月	5.00000 : 1	1,000	4,000,000	27,111	18/10/2022
CHDB2206	KISVN	7 月	8.00000 : 1	1,000	6,000,000	29,999	30/12/2022
CHDB2207	MBS	6 月	3.00000 : 1	2,500	3,000,000	24,500	05/12/2022
CHDB2208	KISVN	9 月	5.00000 : 1	1,100	4,000,000	23,999	24/03/2023
CHDB2209	KISVN	#N/A	4.00000 : 1	1,100	#N/A	26,868	07/12/2022
CHDB2210	KISVN	#N/A	5.00000 : 1	1,000	#N/A	28,888	08/03/2023
CHPG2201	KISVN	10 月	7.56450 : 1	1,300	8,000,000	37,570	19/10/2022
CHPG2202	KISVN	9 月	7.56450 : 1	1,100	8,000,000	40,764	19/09/2022
CHPG2207	VCI	6 月	2.26940 : 1	2,200	6,600,000	38,957	23/09/2022
CHPG2208	ACBS	6 月	3.78230 : 1	2,500	10,000,000	30,258	05/10/2022



We Create Fortune

CHPG2210	KISVN	6 月	6.05160 : 1	1,100	4,000,000	36,141	18/10/2022
CHPG2211	MBS	6 月	3.02580 : 1	2,400	5,000,000	33,662	17/10/2022
CHPG2212	KISVN	7 月	7.56450 : 1	1,000	8,000,000	27,829	23/12/2022
CHPG2213	VND	5 月	2.26940 : 1	4,000	9,000,000	26,476	28/10/2022
CHPG2214	KISVN	7 月	7.56450 : 1	1,000	6,000,000	28,744	30/12/2022
CHPG2215	KISVN	9 月	10.00000 : 1	1,000	10,000,000	22,999	24/03/2023
CHPG2216	VND	5 月	3.00000 : 1	3,000	4,000,000	19,000	23/12/2022
CHPG2217	VND	5 月	2.00000 : 1	3,000	3,000,000	25,000	23/12/2022
CKDH2201	KISVN	9 月	7.26900 : 1	1,500	4,000,000	55,988	03/10/2022
CKDH2205	VCI	6 月	2.72590 : 1	1,750	3,000,000	52,700	23/09/2022
CKDH2207	HCM	7 月	3.63450 : 1	1,700	3,000,000	45,431	04/11/2022
CMBB2203	VCI	6 月	1.66670 : 1	1,900	3,000,000	29,583	23/09/2022
CMBB2204	HCM	6 月	1.66670 : 1	2,200	10,000,000	25,833	04/11/2022
CMBB2205	VND	5 月	1.66670 : 1	3,000	8,000,000	26,667	28/10/2022
CMWG2203	VCI	6 月	3.47980 : 1	1,990	3,000,000	73,571	23/09/2022
CMWG2204	ACBS	6 月	4.97110 : 1	3,000	5,000,000	72,080	05/10/2022
CNVL2201	KISVN	9 月	20.00000 : 1	1,100	5,000,000	93,979	03/10/2022
CNVL2207	BSI	7 月	10.00000 : 1	1,270	1,500,000	84,000	05/01/2023
CPDR2201	KISVN	9 月	3.66550 : 1	3,000	3,000,000	83,084	03/10/2022
CPDR2204	KISVN	7 月	16.00000 : 1	1,000	5,000,000	57,979	30/12/2022
CPDR2205	KISVN	#N/A	16.00000 : 1	1,000	#N/A	52,999	24/03/2023
CPNJ2202	KISVN	4 月	24.87070 : 1	1,200	1,250,000	99,482	30/09/2022
CSTB2201	KISVN	9 月	5.00000 : 1	1,500	8,000,000	29,888	19/09/2022
CSTB2206	VCI	6 月	2.00000 : 1	2,390	3,000,000	37,500	23/09/2022
CSTB2208	KISVN	6 月	5.00000 : 1	1,100	3,000,000	30,111	18/10/2022
CTCB2204	ACBS	6 月	5.00000 : 1	2,400	5,000,000	45,000	05/10/2022
CTCB2205	MBS	6 月	5.00000 : 1	2,300	5,000,000	46,500	17/10/2022
CTCB2206	HCM	6 月	4.00000 : 1	1,700	10,000,000	43,500	04/11/2022
CVHM2201	KISVN	9 月	15.54610 : 1	1,300	5,000,000	85,191	19/09/2022
CVHM2206	VCI	6 月	4.85820 : 1	1,790	3,000,000	83,560	23/09/2022
CVHM2207	MBS	6 月	7.77300 : 1	2,000	6,000,000	70,929	17/10/2022
CVHM2208	HCM	6 月	8.00000 : 1	1,200	7,000,000	69,000	04/11/2022
CVIC2201	KISVN	9 月	16.00000 : 1	1,500	3,000,000	103,979	19/09/2022
CVIC2203	ACBS	6 月	10.00000 : 1	1,200	5,000,000	86,000	05/10/2022
CVIC2205	KISVN	6 月	16.00000 : 1	1,100	4,000,000	86,666	18/10/2022
CVNM2201	KISVN	9 月	15.22040 : 1	1,200	3,000,000	85,603	19/09/2022
CVNM2204	ACBS	6 月	9.67170 : 1	1,500	5,000,000	70,603	05/10/2022
CVNM2205	KISVN	6 月	15.47470 : 1	1,000	5,000,000	77,372	18/10/2022
CVNM2206	MBS	6 月	8.70450 : 1	1,950	5,000,000	77,737	17/10/2022

源自: FiinPro, YSVN



元大證券（越南）公司

個人客戶分析部

Nguyễn Thế Minh
研究分析經理
+84 28 3622 6868 ext 3826
minh.nguyen@yuanta.com.vn

Lý Thị Hiền
研究分析主管
+84 28 3622 6868 ext 3908
hien.ly@yuanta.com.vn

Quách Đức Khánh
研究分析副主管
+84 28 3622 6868 ext 3833
khanh.quach@yuanta.com.vn

Khổng Hữu Hiệp
高級分析專員
+84 28 3622 6868 ext 3912
hiep.khong@yuanta.com.vn

Nguyễn Trịnh Ngọc Hồng
高級分析專員
+84 28 3622 6868 ext 3832
hong.nguyen@yuanta.com.vn

Phạm Tấn Phát
高級分析專員
+84 28 3622 6868 ext 3880
phat.pham@yuanta.com.vn

個人客戶業務部

Phạm Đắc Thành
北部分行經理
+84 28 3622 6868 ext 3416
thanh.pham@yuanta.com.vn

Võ Thị Thu Thủy
平陽分行經理
+84 28 3622 6868 ext 3505
thuy.vo@yuanta.com.vn

Lương Kỳ Ty
堤岸分行經理
+84 28 3622 6868 ext 3653
ty.luong@yuanta.com.vn

Bùi Quốc Phong
同奈分行經理
+84 28 3622 6868 ext 3701
phong.bui@yuanta.com.vn

Võ Đình Tuấn
峴港分行經理
+84 28 3622 6868 ext 3301
tuan.vo@yuanta.com.vn

Nguyễn Việt Quang
河內分行經理
+84 28 3622 6868 ext 3404
quang.nguyen@yuanta.com.vn

Đinh Thị Thu Cúc
頭頓分行經理
+84 28 3622 6868 ext 3203
cuc.dinh@yuanta.com.vn



Appendix A: Important Disclosures

Analyst Certification

Each research analyst primarily responsible for the content of this research report, in whole or in part, certifies that with respect to each security or issuer that the analyst covered in this report: (1) all of the views expressed accurately reflect his or her personal views about those securities or issuers; and (2) no part of his or her compensation was, is, or will be, directly or indirectly, related to the specific recommendations or views expressed by that research analyst in the research report.

Ratings Definitions

BUY: We have a positive outlook on the stock based on our expected absolute or relative return over the investment period. Our thesis is based on our analysis of the company's outlook, financial performance, catalysts, valuation and risk profile. We recommend investors add to their position.

HOLD-Outperform: In our view, the stock's fundamentals are relatively more attractive than peers at the current price. Our thesis is based on our analysis of the company's outlook, financial performance, catalysts, valuation and risk profile.

HOLD-Underperform: In our view, the stock's fundamentals are relatively less attractive than peers at the current price. Our thesis is based on our analysis of the company's outlook, financial performance, catalysts, valuation and risk profile.

SELL: We have a negative outlook on the stock based on our expected absolute or relative return over the investment period. Our thesis is based on our analysis of the company's outlook, financial performance, catalysts, valuation and risk profile. We recommend investors reduce their position.

Under Review: We actively follow the company, although our estimates, rating and target price are under review.

Restricted: The rating and target price have been suspended temporarily to comply with applicable regulations and/or Yuanta policies.

Note: Yuanta research coverage with a Target Price is based on an investment period of 12 months. Greater China Discovery Series coverage does not have a formal 12-month Target Price and the recommendation is based on an investment period specified by the analyst in the report.

Global Disclaimer

© 2020 Yuanta. All rights reserved. The information in this report has been compiled from sources we believe to be reliable, but we do not hold ourselves responsible for its completeness or accuracy. It is not an offer to sell or solicitation of an offer to buy any securities. All opinions and estimates included in this report constitute our judgment as of this date and are subject to change without notice.

This report provides general information only. Neither the information nor any opinion expressed herein constitutes an offer or invitation to make an offer to buy or sell securities or other investments. This material is prepared for general circulation to clients and is not intended to provide tailored investment advice and does not take into account the individual financial situation and objectives of any specific person who may receive this report. Investors should seek financial advice regarding the appropriateness of investing in any securities, investments or investment strategies discussed or recommended in this report. The information contained in this report has been compiled from sources believed to be reliable but no representation or warranty, express or implied, is made as to its accuracy, completeness or correctness. This report is not (and should not be construed as) a solicitation to act as securities broker or dealer in any jurisdiction by any person or company that is not legally permitted to carry on such business in that jurisdiction.

Yuanta research is distributed in the United States only to Major U.S. Institutional Investors (as defined in Rule 15a-6 under the Securities Exchange Act of 1934, as amended and SEC staff interpretations thereof). All transactions by a US person in the securities mentioned in this report must be effected through a registered broker-dealer under Section 15 of the Securities Exchange Act of 1934, as amended. Yuanta research is distributed in Taiwan by Yuanta Securities Investment Consulting. Yuanta research is distributed in Hong Kong by Yuanta Securities (Hong Kong) Co. Limited, which is licensed in Hong Kong by the Securities and Futures Commission for regulated activities, including Type 4 regulated activity (advising on securities). In Hong Kong, this research report may not be redistributed, retransmitted or disclosed, in whole or in part or any form or manner, without the express written consent of Yuanta Securities (Hong Kong) Co. Limited.