

## 當日市場：市場在情緒關口強勁復甦

2022/10/03

### 市場走勢

市場指數	VNI	HNI	UPCOM
收盤	1,132.11	250.25	84.96
%日	0.54%	0.34%	-0.31%
%週	-5.91%	-5.37%	-4.10%
%月	-11.51%	-14.84%	-8.04%
%年	-15.64%	-29.97%	-12.01%
<b>成交值(Bil.VND)</b>			
當日	9,763	1,044	442
日均量/週	13,654	1,300	760
日均量/月	13,468	1,440	725
<b>外資進出</b>			
買進	1,948.61	11.50	15.80
賣出	1,765.64	4.64	17.39
買賣超	182.97	6.85	-1.59
<b>市場漲跌家數</b>			
上漲	138	78	149
下跌	305	123	107
持平	56	73	84
<b>市場指標</b>			
P/E	12.03	13.77	13.89
總市值 (兆盾)	4,508	300	1,169
股息殖利率	1.54%	4.04%	3.92%

資料源: Bloomberg - YSVN

### VNINDEX



### HNIINDEX



### 市場走勢

VN-Index 在此前連續 5 個交易日下跌後首次出現復甦。指數收於 1132.11 點，上漲 0.54%，HNX-Index 同步上漲 0.34%，僅 Upcom-Index 下跌 0.31%。3 大市場的交易額達到 14 兆 9,100 億越南盾。

VN30-Index 在當日更好，反映在積極的寬度上，有 15 檔上漲股和 10 檔下跌股。金融股如 STB (+4.6%)、CTG (+2.7%)、SSI (+2.6%)、BID (+1.2%) 以及 GAS (+4.8%)、FPT (+4.5%) 錄得復甦最積極的走勢。另一方面，PLX (-4.2%)、KDH (-3.1%)、HPG (-2.1%)、VCB (-1.1%) 在本週最後一個交易日逆市而行。

在行業方面，電腦軟件和服務與油氣設備、服務和分銷以及水和煤氣是復甦最活躍的板塊。相比之下，油氣生產、運輸和傳媒是大幅下跌最大的三個板塊。

外資反轉買超 1,880 億越南盾，其中 DGC (1,170 億)、KBC (810 億) 和 DPM (580 億) 在買超方面領先。另一方面，NVL (1,400 億)、VHM (860 億)、HAH (770 億) 被拋售最多的股票。

### 市場短期觀點

我們認為 VN-Index 可能會在本週首個交易日重新測試 1,162 - 1,166 點的阻力位。同時，我們的短期量化指標處於超賣區域，市場在未來兩個月形成短期上漲趨勢的概率高達 72%，平均漲幅為 10.34%，顯示目前的短期趨勢有逐漸下跌的跡象，短期機會也逐漸增加，這意味著市場可能在下一個交易週很快找到平衡區域。此外，短期情緒指標繼續跌入超賣區域，顯示市場在未來幾個交易日可能出現復甦區間。

大盤的短期走勢仍為下跌。因此，我們建議短期投資者可以繼續觀察市場，並在現階段限制拋售。

從周線圖來看，中期風險有上漲跡象，顯示下跌壓力依然較大。同時，大盤的中期走勢仍為下跌。此外，中期動能指標進入超賣區域，顯示價格走勢圖可能在下個交易週出現復甦跨度。因此，我們建議中期投資者可以繼續觀察市場，並持有低比例的股票。

We Create Fortune

技術分析圖



指數技術分析圖 VN-Index



指數技術分析圖 HNX-Index

指數	短期趨勢	中期趨勢	阻力區 1	阻力區 2	支撐區 1	支撐區 2
VN-Index	下跌	下跌	1310	1500	1270	1200
HNX-Index	下跌	下跌	470	500	300	180
VN30	下跌	下跌	1320	1570	1285	960
VNMidcaps	下跌	下跌	1,730	1800	1650	963
VNSmallcaps	下跌	下跌	1430	1450	1400	804

We Create Fortune

胡志明市交易所 (HSX)

	收盤	漲跌%
VNI	1132.11	0.54%
VN30	1152.01	0.40%
VN Mid	1510.82	0.15%
VN Small	1350.63	0.54%

河內交易所 (HSX)

	收盤	漲跌%
HNI	250.25	0.34%
HN30	425.17	0.20%
VNX AllSh	1123.09	0.34%

UPCOM 市場 (UPCoM)

	收盤	漲跌%
UPCoM	84.96	-0.31%

外資交易	成交值 (BiL.VND)
買進	1948.61
賣出	1765.64
買超/賣超	182.97

外資交易	成交值 (BiL.VND)
買進	11.50
賣出	4.64
買超/賣超	6.85

外資交易	成交值 (BiL.VND)
買進	15.80
賣出	17.39
買超/賣超	-1.59

上漲排名/股碼	漲跌(VND)	漲跌%
BCM	5900	6.97%
DGC	5000	6.89%
HDC	2600	6.87%
HAG	850	6.85%
TEG	650	6.84%

上漲排名/股碼	漲跌(VND)	漲跌%
PVI	3600	8.70%
EVS	1000	5.56%
PLC	1400	5.32%
MBS	700	4.17%
PVS	700	3.11%

上漲排名/股碼	漲跌(VND)	漲跌%
PGB	1093	6.18%
DVN	63	0.36%
SSH	146	0.18%
DAN	0	0.00%
VUA	-180	-0.40%

下跌排名/股碼	漲跌(VND)	漲跌%
EIB	-2550	-6.94%
DXS	-1050	-6.77%
TTF	-410	-6.10%
QCG	-370	-5.29%
VCG	-1000	-4.47%

下跌排名/股碼	漲跌(VND)	漲跌%
OCH	-500	-6.25%
NDN	-500	-5.32%
CEO	-1200	-5.24%
NBC	-700	-5.00%
MBG	-300	-4.48%

下跌排名/股碼	漲跌(VND)	漲跌%
PVX	-534	-12.71%
HVG	-280	-10.00%
PXL	-745	-8.47%
C4G	-828	-6.57%
G36	-483	-5.96%

\*備註: 市值>5,000 億盾; 成交值>15 億盾

市值排名/股碼	BiL.VND
VCB	350,206
VHM	221,202
VIC	208,241
GAS	200,965
BID	169,461

市值排名/股碼	BiL.VND
KSF	24,600
IDC	16,335
THD	15,750
BAB	12,363
PVS	10,754

市值排名/股碼	BiL.VND
ACV	176,115
VGI	88,362
MCH	68,087
BSR	64,103
VEA	59,282

交易量排名/股碼	成交值	30 日均
EIB	71,460,875	930,838
HAG	31,444,800	23,821,700
HPG	23,369,500	18,425,752
VND	22,042,300	16,364,413
SSI	20,628,400	15,957,103

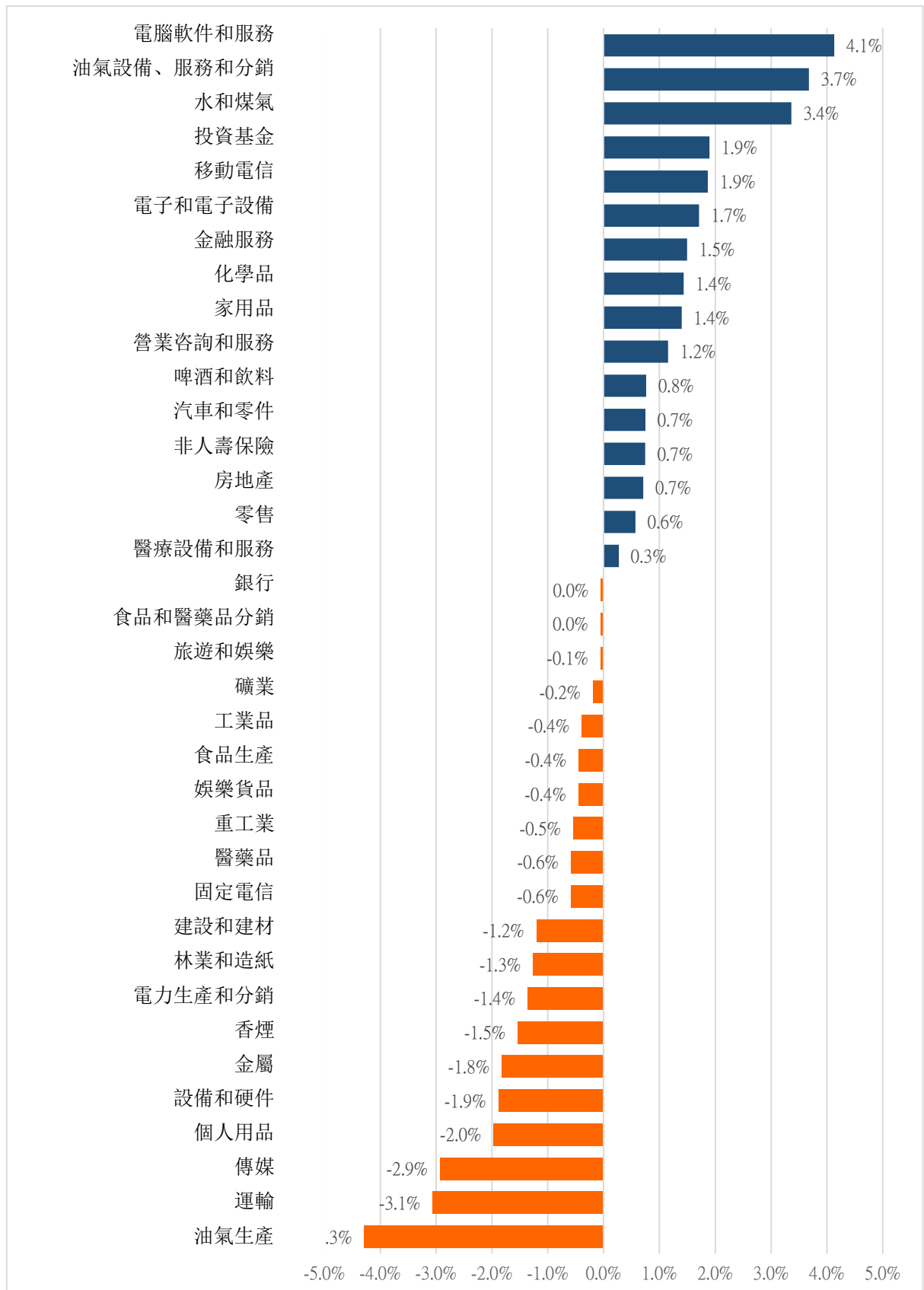
交易量排名/股碼	成交值	30 日均
SHS	11,877,796	7,705,991
PVS	7,187,757	8,920,202
IDC	5,647,866	4,637,701
CEO	5,440,842	3,343,306
HUT	3,601,089	2,143,264

交易量排名/股碼	成交值	30 日均
BSR	7,402,652	7,344,525
SEA	6,205,200	4,690
VHG	3,449,725	1,486,844
PVX	2,999,304	386,987
C4G	2,153,732	2,833,797

資料源: Bloomberg & Yuanta Research

We Create Fortune

## 各行業板塊的交易走勢



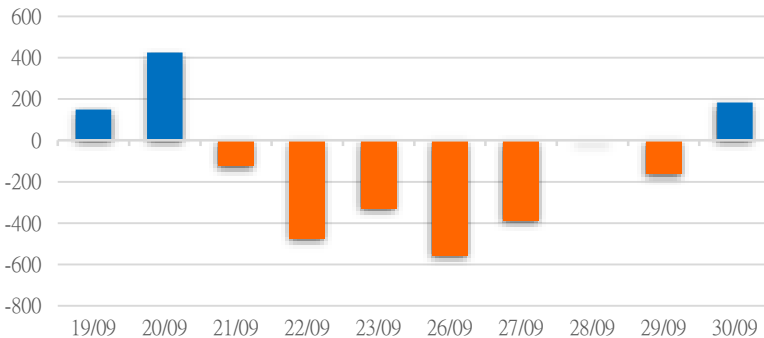
資料源: FiinPro - YSVN



We Create Fortune

## 外資買進賣統計

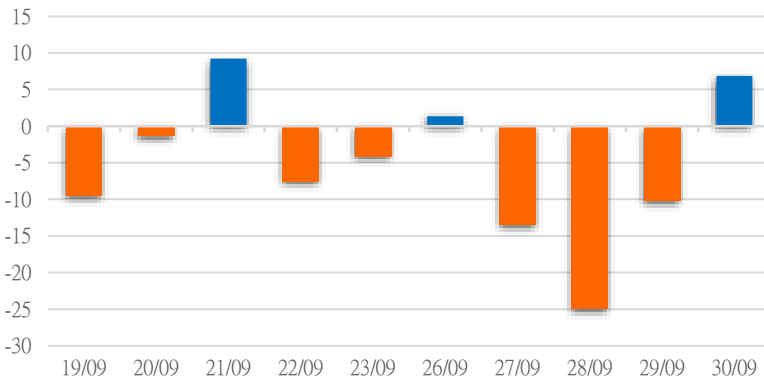
HSX 外資每日買/賣超



證券代碼	買超金額 (Mil.VND)	證券代碼	賣超金額 (Mil.VND)
DGC	117,563	NVL	140,460
KBC	80,694	VHM	85,712
DPM	57,804	HAH	76,848
DXG	45,768	HPG	75,636
PVD	43,674	VND	29,753

HSX 外資買/賣超的前 5 名

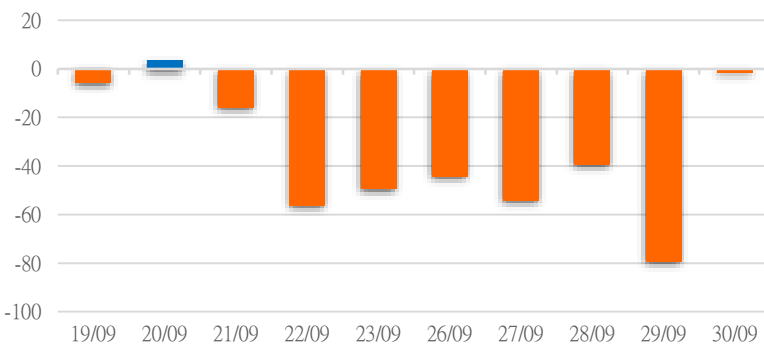
HNX 外資每日買/賣超



證券代碼	買超金額 (Mil.VND)	證券代碼	賣超金額 (Mil.VND)
IDC	3,620	BCC	1,824
PVS	3,501	NVB	1,286
PVI	2,020	HUT	677
MBS	507	NDN	169
TNG	309	CEO	109

HNX 外資買/賣超的前 5 名

UPCOM 外資每日買/賣超



證券代碼	買超金額 (Mil.VND)	證券代碼	賣超金額 (Mil.VND)
QNS	8,244	ACV	4,946
VEA	1,362	VTP	2,953
HPP	581	SIP	1,802
SWC	299	NTC	1,170
FT1	175	HVG	1,021

UPCOM 外資買/賣超的前 5 名

源: FiinPro - YSVN

We Create Fortune

自營統計

證券代碼	買超金額 (Mil.VND)	證券代碼	賣超金額 (Mil.VND)
NVL	174,556	E1VFN30	215,385
HPG	86,902	FUEDCMID	21,160
VHM	66,083	FUEVFN30	20,604
MSN	61,967	BCM	13,848
VNM	57,466	FUEKIV30	4,466

HSX 自營交易最大前名

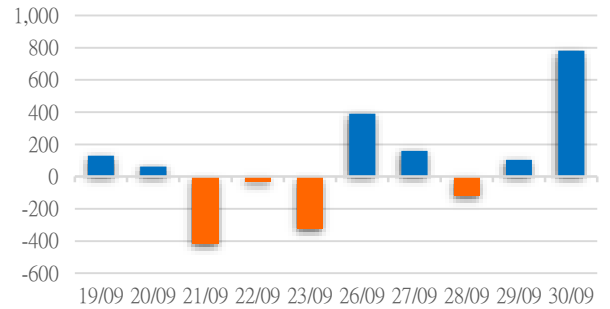
證券代碼	買超金額 (Mil.VND)	證券代碼	賣超金額 (Mil.VND)
GKM	78.15		

HNX 自營交易最大前名

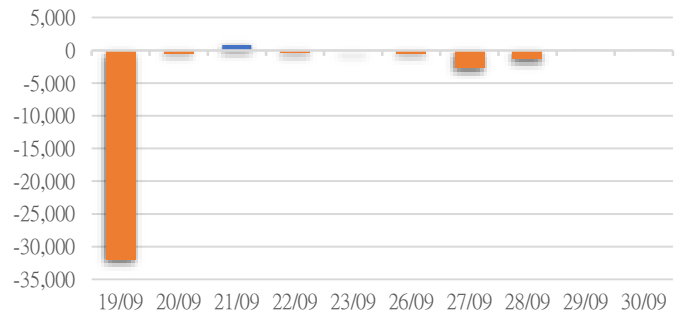
證券代碼	買超金額 (Mil.VND)	證券代碼	賣超金額 (Mil.VND)
		ACV	1,668
		VGI	293
		TBR	86.8

UPCoM 自營交易最大前名

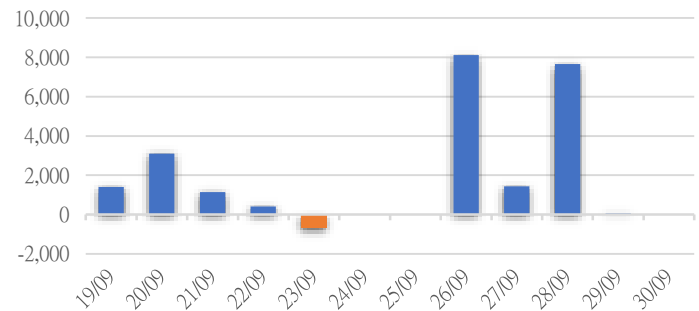
HSX 自營交易每日買/賣超 (Bil.VND)



HNX 自營交易每日買/賣超 (Mil.VND)



UPCoM 自營交易每日買/賣超 (Mil.VND)

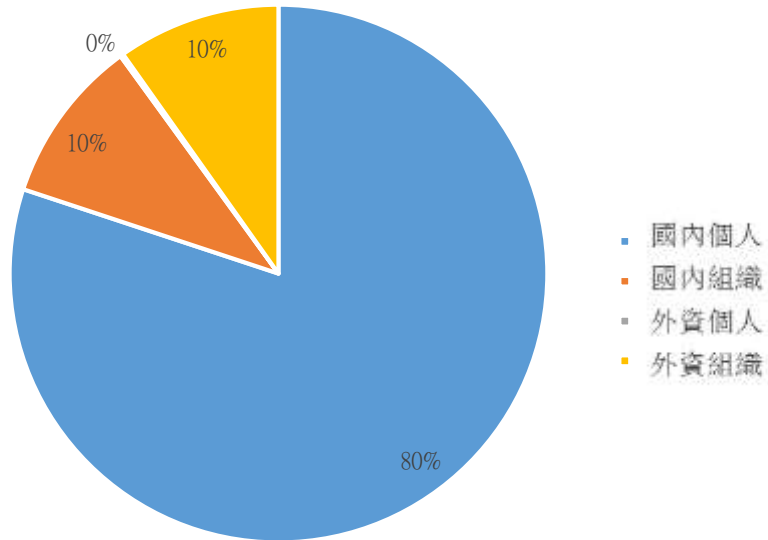






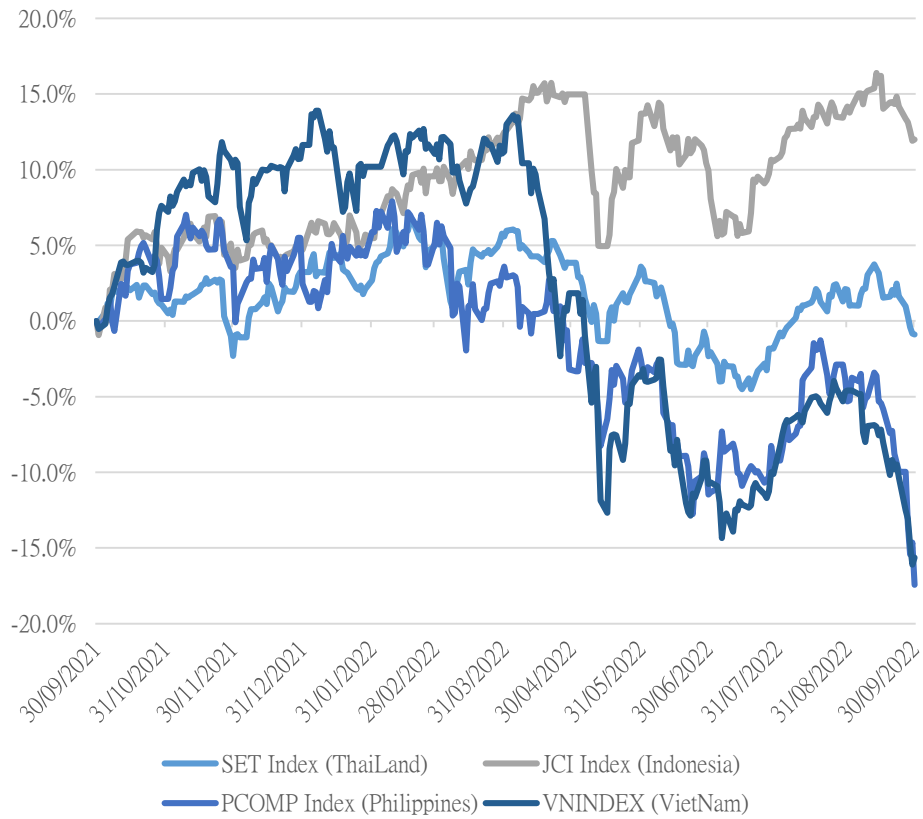
We Create **Fortune**

### 越南證券市場投資人類別統計



資料源: FiinPro - YSVN

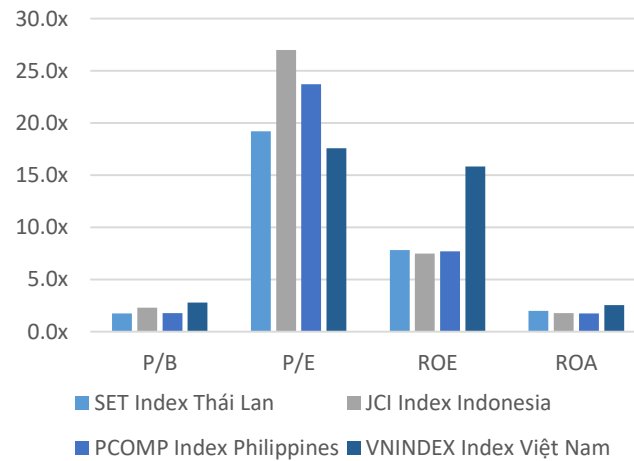
### 東南亞主要市場走勢比較



東南亞主要市場數據

		Thailand	Indonesia	Philippines	Vietnam
P/B		1.6x	2.2x	1.6x	2.0x
P/E		16.6x	15.96	16.6x	13.0x
ROE	%	9.54	14.07	10.09	15.46
ROA	%	2.41	3.60	2.29	2.51
Vốn hóa	Tỷ USD	530.04	627.58	159.72	207.28
GTGD	Triệu USD	2.43	1.52	0.23	0.61
LS cổ tức	%	2.79	2.52	2.10	1.53

源: Bloomberg & YSVN







We Create Fortune

## 元大證券（越南）公司

### 個人客戶分析部

**Nguyễn Thế Minh**  
研究分析經理  
+84 28 3622 6868 ext 3826  
minh.nguyen@yuanta.com.vn

**Lý Thị Hiền**  
研究分析主管  
+84 28 3622 6868 ext 3908  
hien.ly@yuanta.com.vn

**Quách Đức Khánh**  
研究分析副主管  
+84 28 3622 6868 ext 3833  
khanh.quach@yuanta.com.vn

**Khổng Hữu Hiệp**  
高級分析專員  
+84 28 3622 6868 ext 3912  
hiep.khong@yuanta.com.vn

**Nguyễn Trịnh Ngọc Hồng**  
高級分析專員  
+84 28 3622 6868 ext 3832  
hong.nguyen@yuanta.com.vn

**Phạm Tấn Phát**  
高級分析專員  
+84 28 3622 6868 ext 3880  
phat.pham@yuanta.com.vn

### 個人客戶業務部

**Phạm Đắc Thành**  
北部分行經理  
+84 28 3622 6868 ext 3416  
thanh.pham@yuanta.com.vn

**Võ Thị Thu Thủy**  
平陽分行經理  
+84 28 3622 6868 ext 3505  
thuy.vo@yuanta.com.vn

**Lương Kỳ Ty**  
堤岸分行經理  
+84 28 3622 6868 ext 3653  
ty.luong@yuanta.com.vn

**Bùi Quốc Phong**  
同奈分行經理  
+84 28 3622 6868 ext 3701  
phong.bui@yuanta.com.vn

**Võ Đình Tuấn**  
峴港分行經理  
+84 28 3622 6868 ext 3301  
tuan.vo@yuanta.com.vn

**Nguyễn Việt Quang**  
河內分行經理  
+84 28 3622 6868 ext 3404  
quang.nguyen@yuanta.com.vn

**Đinh Thị Thu Cúc**  
頭頓分行經理  
+84 28 3622 6868 ext 3203  
cuc.dinh@yuanta.com.vn

## Appendix A: Important Disclosures

### Analyst Certification

Each research analyst primarily responsible for the content of this research report, in whole or in part, certifies that with respect to each security or issuer that the analyst covered in this report: (1) all of the views expressed accurately reflect his or her personal views about those securities or issuers; and (2) no part of his or her compensation was, is, or will be, directly or indirectly, related to the specific recommendations or views expressed by that research analyst in the research report.

### Ratings Definitions

**BUY:** We have a positive outlook on the stock based on our expected absolute or relative return over the investment period. Our thesis is based on our analysis of the company's outlook, financial performance, catalysts, valuation and risk profile. We recommend investors add to their position.

**HOLD-Outperform:** In our view, the stock's fundamentals are relatively more attractive than peers at the current price. Our thesis is based on our analysis of the company's outlook, financial performance, catalysts, valuation and risk profile.

**HOLD-Underperform:** In our view, the stock's fundamentals are relatively less attractive than peers at the current price. Our thesis is based on our analysis of the company's outlook, financial performance, catalysts, valuation and risk profile.

**SELL:** We have a negative outlook on the stock based on our expected absolute or relative return over the investment period. Our thesis is based on our analysis of the company's outlook, financial performance, catalysts, valuation and risk profile. We recommend investors reduce their position.

**Under Review:** We actively follow the company, although our estimates, rating and target price are under review.

**Restricted:** The rating and target price have been suspended temporarily to comply with applicable regulations and/or Yuanta policies.

Note: Yuanta research coverage with a Target Price is based on an investment period of 12 months. Greater China Discovery Series coverage does not have a formal 12 month Target Price and the recommendation is based on an investment period specified by the analyst in the report.

### Global Disclaimer

© 2018 Yuanta. All rights reserved. The information in this report has been compiled from sources we believe to be reliable, but we do not hold ourselves responsible for its completeness or accuracy. It is not an offer to sell or solicitation of an offer to buy any securities. All opinions and estimates included in this report constitute our judgment as of this date and are subject to change without notice.

This report provides general information only. Neither the information nor any opinion expressed herein constitutes an offer or invitation to make an offer to buy or sell securities or other investments. This material is prepared for general circulation to clients and is not intended to provide tailored investment advice and does not take into account the individual financial situation and objectives of any specific person who may receive this report. Investors should seek financial advice regarding the appropriateness of investing in any securities, investments or investment strategies discussed or recommended in this report. The information contained in this report has been compiled from sources believed to be reliable but no representation or warranty, express or implied, is made as to its accuracy, completeness or correctness. This report is not (and should not be construed as) a solicitation to act as securities broker or dealer in any jurisdiction by any person or company that is not legally permitted to carry on such business in that jurisdiction.

Yuanta research is distributed in the United States only to Major U.S. Institutional Investors (as defined in Rule 15a-6 under the Securities Exchange Act of 1934, as amended and SEC staff interpretations thereof). All transactions by a US person in the securities mentioned in this report must be effected through a registered broker-dealer under Section 15 of the Securities Exchange Act of 1934, as amended. Yuanta research is distributed in Taiwan by Yuanta Securities Investment Consulting. Yuanta research is distributed in Hong Kong by Yuanta Securities (Hong Kong) Co. Limited, which is licensed in Hong Kong by the Securities and Futures Commission for regulated activities, including Type 4 regulated activity (advising on securities). In Hong Kong, this research report may not be redistributed, retransmitted or disclosed, in whole or in part or and any form or manner, without the express written