

當日市場：低價需求更加活躍，外資強勁買進


2022/10/11

市場走勢

市場指數	VNI	HNI	UPCOM
收盤	1,042.48	229.85	80.14
%日	0.63%	1.66%	0.20%
%週	-4.05%	-3.49%	-3.17%
%月	-16.52%	-19.25%	-11.58%
%年	-24.06%	-38.20%	-18.47%
成交值(Bil.VND)			
當日	9,763	1,044	442
日均量/週	12,917	1,042	527
日均量/月	12,833	1,275	629
外資進出			
買進	1,457.53	42.87	15.10
賣出	877.98	1.99	24.61
買賣超	579.55	40.87	-9.51
市場漲跌家數			
上漲	138	31	149
下跌	305	184	107
持平	56	73	84
市場指標			
P/E	11.06	12.62	13.04
總市值 (兆盾)	4,147	275	1,098
股息殖利率	1.69%	4.47%	4.23%

資料源: Bloomberg - YSVN

VNINDEX



HNIINDEX



市場走勢

在周末的許多負面信息反映在價格上之後，市場錄得一個成功的反轉交易日。VN-Index 從 1013 點下跌至盤中最低的水平後復甦，收於 1042.48 點，上漲 0.63%，HNX-Index 上漲 1.66%，Upcom-Index 上漲 0.2%。3 大市場的交易額達到 11 兆 2,030 億越南盾。

隨著許多股票下跌至有吸引力的價格區域，低價需求在當日更加活躍。具體來說，許多股票大幅下跌，如 MWG (+5.7%)、PLX (+5.3%)、HPG (+4.3%)、GAS (+3.9%)、CTG (+3.8%)、KDH (+3.6%)。

另一方面，TCB、VJC、HDB、TPB 弱於大市。市場的寬幅相當負面，VN30-Index 錄得 17 檔上漲股和 10 檔下跌股。

在行業方面，油氣和零售股在 PVD (3%)、PVS (5.7%)、MWG (5.7%)、DGW (6.9%)、PET (3.8%) 等許多股票均錄得復甦的走勢。

外資在整個市場買超 6,100 億越南盾，其中 NVL (1,090 億)、BCM (920 億)、DGC (510 億) 在買超方面領先。另一方面，STB (220 億)、VEA (170 億)、HDB (80 億) 被拋售最多的股票。

市場短期觀點

我們認為市場在下個交易日可能繼續復甦，VN-Index 可能重新測試 1,062 - 1,072 點的短期阻力位。同時，短期風險出現下跌的跡象，但若 VN-Index 突破 1062-1072 點的阻力位，短期風險在未來幾個交易日可能大幅下跌。此外，短期情緒指標繼續小幅跌入過度悲觀區域，因此市場可能會出現短期復甦跨度。

大盤短期走勢仍為下跌。因此，我們建議短期投資者可以繼續觀察市場，並持有低比例的股票。同時，在若無有保證金壓力的情況下，短期投資者應在現階段限制拋售。

請在 <https://ysradar.yuanta.com.vn/> 查看有關股票的信號。

We Create Fortune

技術分析圖



指數技術分析圖 VN-Index



指數技術分析圖 HNX-Index

指數	短期趨勢	中期趨勢	阻力區 1	阻力區 2	支撐區 1	支撐區 2
VN-Index	下跌	下跌	1310	1500	1270	1200
HNX-Index	下跌	下跌	470	500	300	180
VN30	下跌	下跌	1320	1570	1285	960
VNMidcaps	下跌	下跌	1,730	1800	1650	963
VNSmallcaps	下跌	下跌	1430	1450	1400	804

We Create Fortune

胡志明市交易所 (HSX)

	收盤	漲跌%
VNI	1042.48	0.63%
VN30	1038.93	-0.06%
VN Mid	1372.27	1.25%
VN Small	1234.09	1.62%

河內交易所 (HSX)

	收盤	漲跌%
HNI	229.85	1.66%
HN30	385.78	3.22%
VNX AllSh	1015.88	0.43%

UPCOM 市場 (UPCoM)

	收盤	漲跌%
UPCoM	80.14	0.20%

外資交易	成交值 (BiL.VND)
買進	1457.53
賣出	877.98
買超/賣超	579.55

外資交易	成交值 (BiL.VND)
買進	42.87
賣出	1.99
買超/賣超	40.87

外資交易	成交值 (BiL.VND)
買進	15.10
賣出	24.61
買超/賣超	-9.51

上漲排名/ 股碼	漲跌(VND)	漲跌%
STG	2250	6.96%
HDC	1550	3.79%
TLG	1800	3.45%
HAX	650	3.25%
OPC	500	2.20%

上漲排名/ 股碼	漲跌(VND)	漲跌%
PVC	700	4.19%
PVS	600	2.70%
DDG	0	0.00%
VC3	0	0.00%
GKM	-200	-0.56%

上漲排名/ 股碼	漲跌(VND)	漲跌%
NDC	2205	1.69%
IDP	0	0.00%
DSC	-132	-0.35%
M10	-71	-0.36%
DVN	-87	-0.49%

下跌排名/ 股碼	漲跌(VND)	漲跌%
AAT	-630	-7.00%
LDG	-490	-7.00%
SCR	-560	-7.00%
VDS	-700	-7.00%
TCD	-690	-7.00%

下跌排名/ 股碼	漲跌(VND)	漲跌%
APS	-1100	-10.00%
IDJ	-1100	-9.82%
L14	-5700	-9.81%
TAR	-1900	-9.74%
S99	-800	-9.64%

下跌排名/ 股碼	漲跌(VND)	漲跌%
GEE	-4165	-14.12%
VNA	-5643	-13.80%
PRT	-1949	-13.53%
HVG	-286	-11.44%
PAT	-10516	-11.30%

*備註: 市值>5,000 億盾; 成交值>15 億盾

市值排名/ 股碼	BiL.VND
VCB	315,659
VHM	234,265
VIC	229,599
GAS	195,223
NVL	154,037

市值排名/ 股碼	BiL.VND
KSF	24,690
IDC	14,256
THD	13,650
BAB	11,713
PVS	10,898

市值排名/ 股碼	BiL.VND
ACV	169,075
VGI	84,094
BSR	59,861
MCH	59,649
VEA	57,324

交易量排名/ 股碼	成交值	30 日均
MBB	49,930,585	7,707,789
STB	41,225,757	12,082,855
HPG	37,248,832	21,673,467
EIB	36,505,037	1,590,168
VND	30,797,725	17,381,583

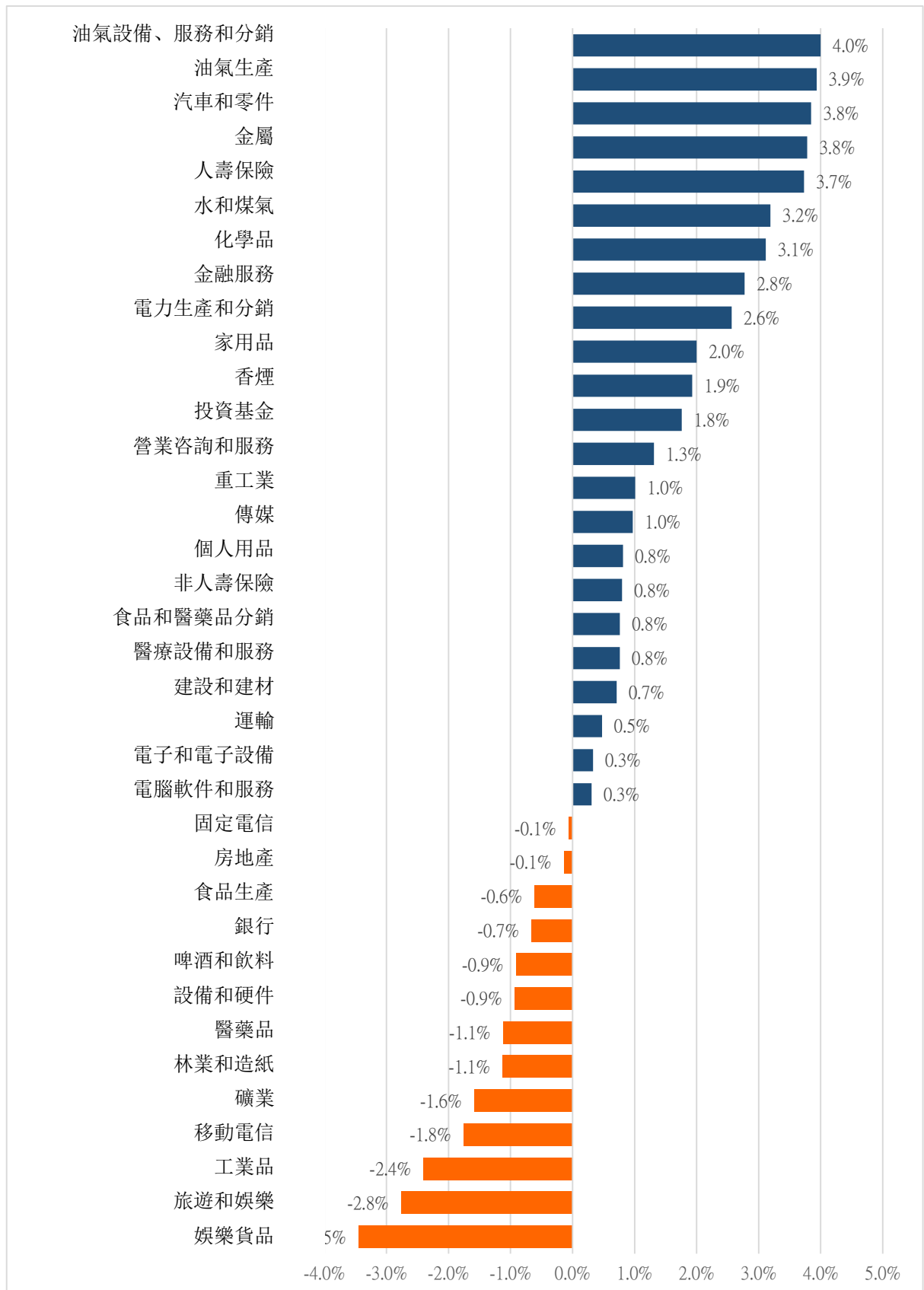
交易量排名/ 股碼	成交值	30 日均
SHS	12,654,277	8,427,872
PVS	10,579,701	8,176,523
IDC	6,589,968	4,477,995
CEO	5,045,728	3,703,791
KLF	3,605,850	3,200,765

交易量排 名/股碼	成交值	30 日均
BSR	7,882,071	6,673,163
PVX	3,789,681	677,987
ABB	2,953,622	1,078,217
HVG	1,990,612	318,219
SBS	1,680,100	1,129,018

資料源: Bloomberg & Yuanta Research

We Create Fortune

各行業板塊的交易走勢

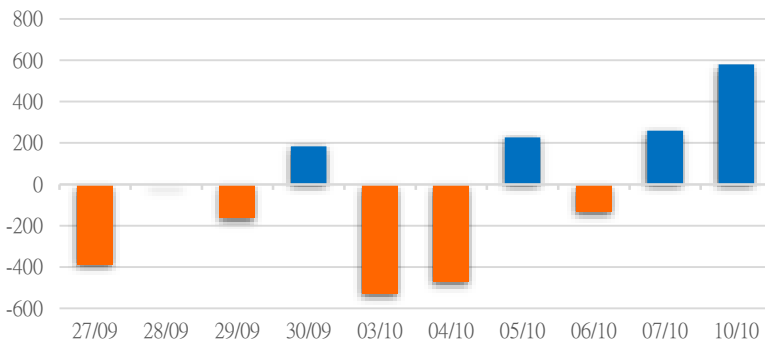


資料源: FiinPro - YSVN

We Create Fortune

外資買進賣統計

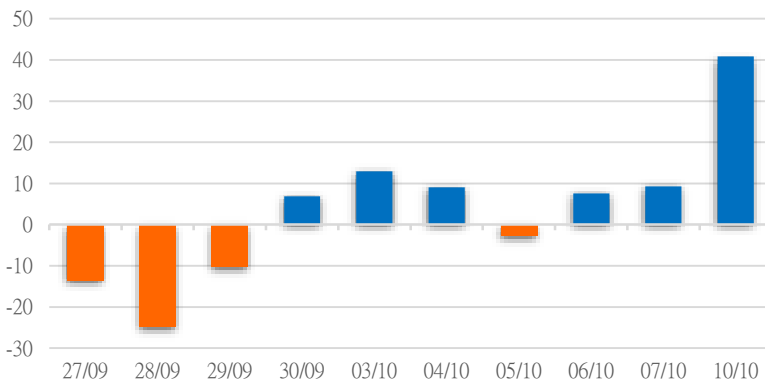
HSX 外資每日買/賣超



證券代碼	買超金額 (Mil.VND)	證券代碼	賣超金額 (Mil.VND)
VIC	64,708	STB	107,975
HPG	56,494	DXG	93,888
VNM	53,225	GEX	72,820
FUEVFNVD	49,273	NVL	23,226
DGC	39,188	HAH	20,210

HSX 外資買/賣超的前 5 名

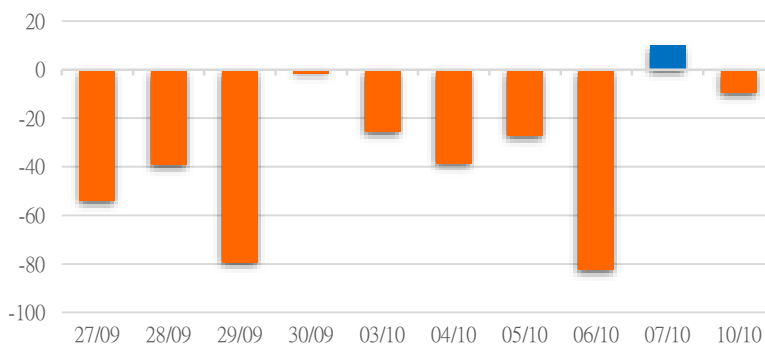
HNX 外資每日買/賣超



證券代碼	買超金額 (Mil.VND)	證券代碼	賣超金額 (Mil.VND)
IDC	7,073	PVS	3,067
PVI	1,463	VCS	330
TNG	1,295	IVS	57
HUT	690	VNR	37
SHS	579	PRE	36

HNX 外資買/賣超的前 5 名

UPCOM 外資每日買/賣超



證券代碼	買超金額 (Mil.VND)	證券代碼	賣超金額 (Mil.VND)
QNS	5,150	HVG	659
ACV	1,735	ICN	216
MCH	1,281	CSI	68
VEA	1,068	HKB	20
VTP	368	DPS	14

UPCOM 外資買/賣超的前 5 名

源: FiinPro - YSVN

We Create Fortune

自營統計

證券代碼	買超金額 (Mil.VND)	證券代碼	賣超金額 (Mil.VND)
OGC	8,496	NVL	133,026
BCG	3,430	BCM	89,000
FUESSVFL	2,831	NLG	45,229
PNJ	2,830	TCB	36,018
PVT	2,812	VPB	31,966

HSX 自營交易最大前名

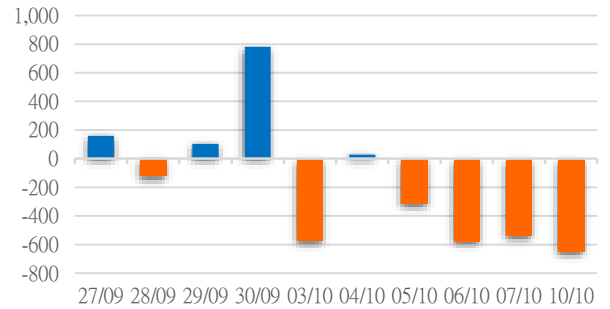
證券代碼	買超金額 (Mil.VND)	證券代碼	賣超金額 (Mil.VND)
TNG	416.91		
GKM	403.18		
HLD	288.40		

HNX 自營交易最大前名

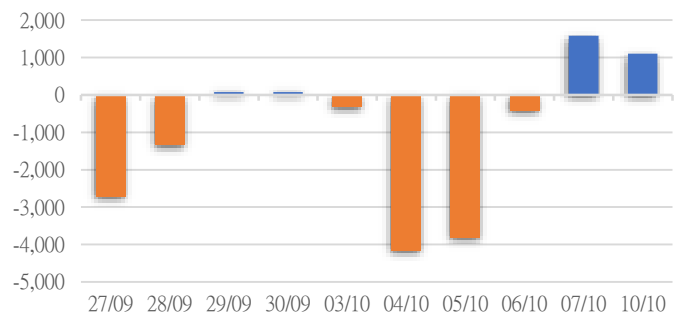
證券代碼	買超金額 (Mil.VND)	證券代碼	賣超金額 (Mil.VND)
QTP	278	ACV	7,954
		VOC	350

UPCoM 自營交易最大前名

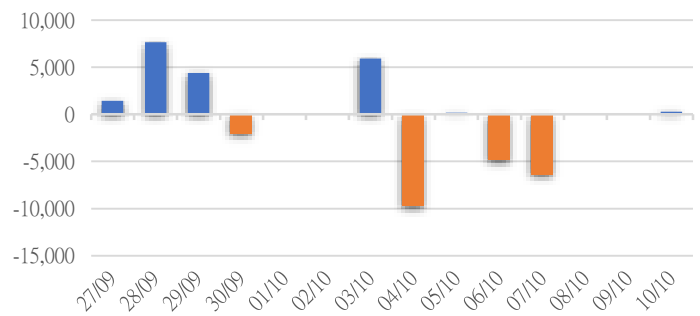
HSX 自營交易每日買/賣超 (Bil.VND)



HNX 自營交易每日買/賣超 (Mil.VND)



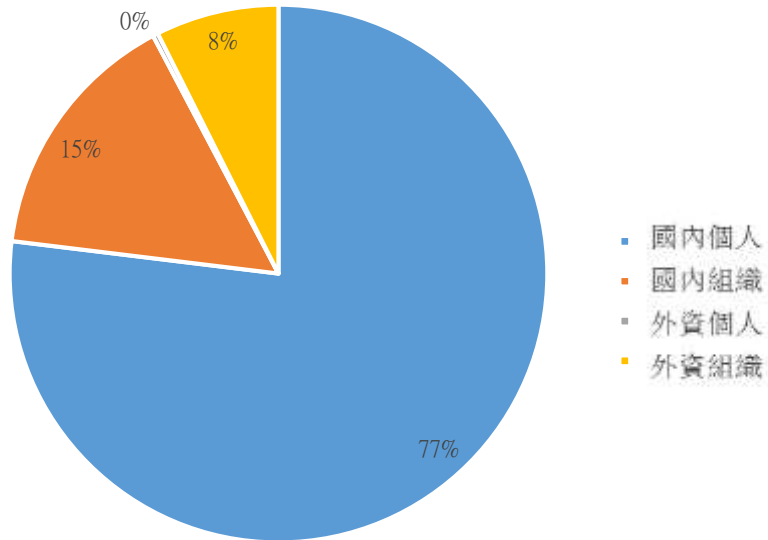
UPCoM 自營交易每日買/賣超 (Mil.VND)





We Create **Fortune**

越南證券市場投資人類別統計

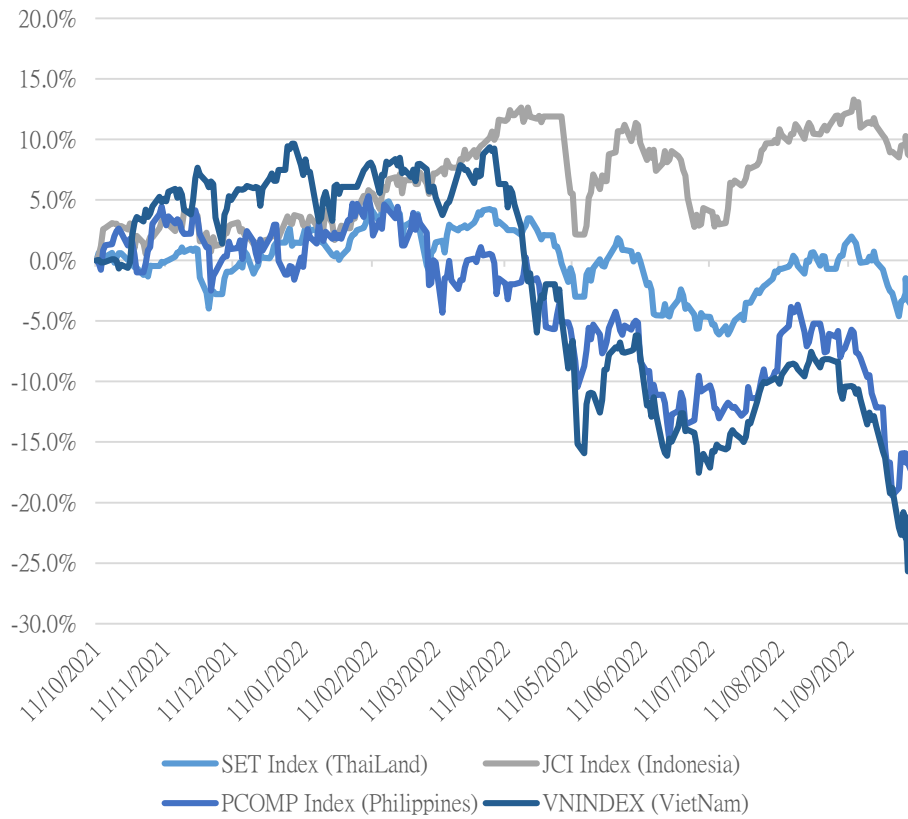


資料源: FiinPro - YSVN



We Create Fortune

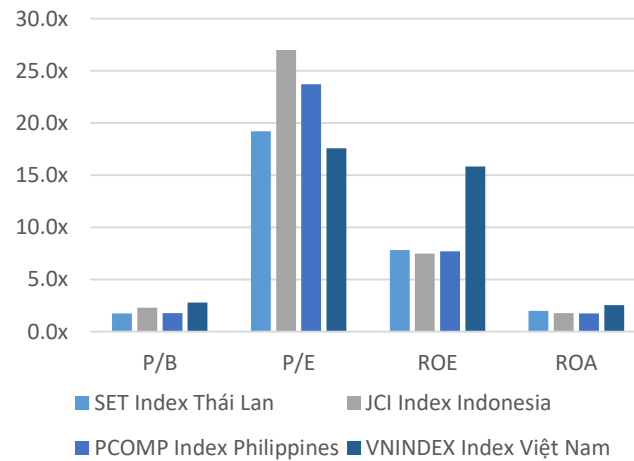
東南亞主要市場走勢比較



東南亞主要市場數據

		Thailand	Indonesia	Philippines	Vietnam
P/B		1.6x	2.1x	1.5x	1.7x
P/E		15.9x	14.77	15.1x	11.2x
ROE	%	9.57	14.51	10.07	15.44
ROA	%	2.41	3.71	2.29	2.51
Vốn hóa	Tỷ USD	502.28	604.14	142.16	172.53
GTGD	Triệu USD	1.20	0.66	0.05	0.59
LS cổ tức	%	2.89	2.60	2.30	1.81

源: Bloomberg & YSVN





We Create Fortune

元大證券（越南）公司

個人客戶分析部

Nguyễn Thế Minh
研究分析經理
+84 28 3622 6868 ext 3826
minh.nguyen@yuanta.com.vn

Lý Thị Hiền
研究分析主管
+84 28 3622 6868 ext 3908
hien.ly@yuanta.com.vn

Quách Đức Khánh
研究分析副主管
+84 28 3622 6868 ext 3833
khanh.quach@yuanta.com.vn

Khổng Hữu Hiệp
高級分析專員
+84 28 3622 6868 ext 3912
hiep.khong@yuanta.com.vn

Nguyễn Trịnh Ngọc Hồng
高級分析專員
+84 28 3622 6868 ext 3832
hong.nguyen@yuanta.com.vn

Phạm Tấn Phát
高級分析專員
+84 28 3622 6868 ext 3880
phat.pham@yuanta.com.vn

個人客戶業務部

Phạm Đắc Thành
北部分行經理
+84 28 3622 6868 ext 3416
thanh.pham@yuanta.com.vn

Võ Thị Thu Thủy
平陽分行經理
+84 28 3622 6868 ext 3505
thuy.vo@yuanta.com.vn

Lương Kỳ Ty
堤岸分行經理
+84 28 3622 6868 ext 3653
ty.luong@yuanta.com.vn

Bùi Quốc Phong
同奈分行經理
+84 28 3622 6868 ext 3701
phong.bui@yuanta.com.vn

Võ Đình Tuấn
峴港分行經理
+84 28 3622 6868 ext 3301
tuan.vo@yuanta.com.vn

Nguyễn Việt Quang
河內分行經理
+84 28 3622 6868 ext 3404
quang.nguyen@yuanta.com.vn

Đinh Thị Thu Cúc
頭頓分行經理
+84 28 3622 6868 ext 3203
cuc.dinh@yuanta.com.vn

Appendix A: Important Disclosures

Analyst Certification

Each research analyst primarily responsible for the content of this research report, in whole or in part, certifies that with respect to each security or issuer that the analyst covered in this report: (1) all of the views expressed accurately reflect his or her personal views about those securities or issuers; and (2) no part of his or her compensation was, is, or will be, directly or indirectly, related to the specific recommendations or views expressed by that research analyst in the research report.

Ratings Definitions

BUY: We have a positive outlook on the stock based on our expected absolute or relative return over the investment period. Our thesis is based on our analysis of the company's outlook, financial performance, catalysts, valuation and risk profile. We recommend investors add to their position.

HOLD-Outperform: In our view, the stock's fundamentals are relatively more attractive than peers at the current price. Our thesis is based on our analysis of the company's outlook, financial performance, catalysts, valuation and risk profile.

HOLD-Underperform: In our view, the stock's fundamentals are relatively less attractive than peers at the current price. Our thesis is based on our analysis of the company's outlook, financial performance, catalysts, valuation and risk profile.

SELL: We have a negative outlook on the stock based on our expected absolute or relative return over the investment period. Our thesis is based on our analysis of the company's outlook, financial performance, catalysts, valuation and risk profile. We recommend investors reduce their position.

Under Review: We actively follow the company, although our estimates, rating and target price are under review.

Restricted: The rating and target price have been suspended temporarily to comply with applicable regulations and/or Yuanta policies.

Note: Yuanta research coverage with a Target Price is based on an investment period of 12 months. Greater China Discovery Series coverage does not have a formal 12 month Target Price and the recommendation is based on an investment period specified by the analyst in the report.

Global Disclaimer

© 2018 Yuanta. All rights reserved. The information in this report has been compiled from sources we believe to be reliable, but we do not hold ourselves responsible for its completeness or accuracy. It is not an offer to sell or solicitation of an offer to buy any securities. All opinions and estimates included in this report constitute our judgment as of this date and are subject to change without notice.

This report provides general information only. Neither the information nor any opinion expressed herein constitutes an offer or invitation to make an offer to buy or sell securities or other investments. This material is prepared for general circulation to clients and is not intended to provide tailored investment advice and does not take into account the individual financial situation and objectives of any specific person who may receive this report. Investors should seek financial advice regarding the appropriateness of investing in any securities, investments or investment strategies discussed or recommended in this report. The information contained in this report has been compiled from sources believed to be reliable but no representation or warranty, express or implied, is made as to its accuracy, completeness or correctness. This report is not (and should not be construed as) a solicitation to act as securities broker or dealer in any jurisdiction by any person or company that is not legally permitted to carry on such business in that jurisdiction.

Yuanta research is distributed in the United States only to Major U.S. Institutional Investors (as defined in Rule 15a-6 under the Securities Exchange Act of 1934, as amended and SEC staff interpretations thereof). All transactions by a US person in the securities mentioned in this report must be effected through a registered broker-dealer under Section 15 of the Securities Exchange Act of 1934, as amended. Yuanta research is distributed in Taiwan by Yuanta Securities Investment Consulting. Yuanta research is distributed in Hong Kong by Yuanta Securities (Hong Kong) Co. Limited, which is licensed in Hong Kong by the Securities and Futures Commission for regulated activities, including Type 4 regulated activity (advising on securities). In Hong Kong, this research report may not be redistributed, retransmitted or disclosed, in whole or in part or and any form or manner, without the express written