

當日市場：市場繼續復甦


2022/10/14

市場走勢


市場指數	VNI	HNI	UPCOM
收盤	1,050.99	224.74	78.97
%日	1.56%	0.59%	0.04%
%週	-2.19%	-4.42%	-4.17%
%月	-15.81%	-20.19%	-12.64%
%年	-24.49%	-40.75%	-20.05%
成交值(Bil.VND)			
當日	9,763	1,044	442
日均量/週	13,052	994	483
日均量/月	12,696	1,220	605
外資進出			
買進	1,275.69	46.70	6.52
賣出	823.66	0.87	38.68
買賣超	452.03	45.83	-32.16
市場漲跌家數			
上漲	138	85	149
下跌	305	81	107
持平	56	73	84
市場指標			
P/E	11.07	12.40	12.66
總市值 (兆盾)	4,151	271	1,066
股息殖利率	1.71%	4.56%	3.87%

資料源: Bloomberg - YSVN

VNINDEX



HNIINDEX



市場走勢

所有主要指數在連續第二個交易日維持漲幅。VN-Index 收於 1,050.99 點，上漲 1.56%，HNX-Index 同步上漲 0.59%，Upcom-Index 上漲 0.04%。負點是 3 大市場的交易額僅為 8 兆 2,210 億越南盾。

銀行和鋼鐵股的需求繼續維持在市場。具體來說，ACB（6.7%）、BID（6.6%）、CTG（5.9%）、VCB（3.9%）、STB（4.1%）、HPG（4.3%）等。HPG 大幅上漲成為亮點，成交量在 HoSE 上領先。在跌幅方面，MSN(-3%) 收於 78,700 越南盾，則是在 VN30-Index 中大幅下跌的股票。

在 HNX 上，SHS (1.2%)、CEO (4%)、IDC (1.6%)、HTP (3%) 是積極上漲的股票，流動性較高。

外資在整個市場上保持買超 4,660 億越南盾。VNM（1,030 億）、DGC（630 億）、HPG（590 億）在買超方面領先。另一方面，DXG（180 億）、E1VFN30（180 億）、SAB（160 億）被拋售最多的股票。

市場短期觀點

我們認為市場可能會繼續復甦，VN-Index 在下個交易日進入 1,062-1,072 點的阻力位時，則可能會出現震盪趨勢。同時，指數出現進入短期調整階段的跡象，顯示短期風險繼續下跌，但若 VN-Index 完全突破 1,062-1,072 點的區域，短期風險可能大幅下跌。此外，上漲情緒指標顯示短期投資者對當前走勢的悲觀情緒有所減輕。

大盤短期走勢仍為下跌。因此，我們建議短期投資者可以繼續觀察市場，並持有低比例的股票，尤其是若無有保證金壓力的情況下，短期投資者不應在現階段拋售。此外，短期投資者可以考慮投資組合 5% 低比例的股票探索買進。

請在 <https://ysradar.yuanta.com.vn/> 查看有關股票的信號。

We Create Fortune

技術分析圖



指數技術分析圖 VN-Index



指數技術分析圖 HNX-Index

指數	短期趨勢	中期趨勢	阻力區 1	阻力區 2	支撐區 1	支撐區 2
VN-Index	下跌	下跌	1310	1500	1270	1200
HNX-Index	下跌	下跌	470	500	300	180
VN30	下跌	下跌	1320	1570	1285	960
VNMidcaps	下跌	下跌	1,730	1800	1650	963
VNSmallcaps	下跌	下跌	1430	1450	1400	804

We Create Fortune

胡志明市交易所 (HSX)

	收盤	漲跌%
VNI	1050.99	1.56%
VN30	1051.24	1.58%
VN Mid	1376.72	0.90%
VN Small	1205.39	0.34%

河內交易所 (HSX)

	收盤	漲跌%
HNI	224.74	0.59%
HN30	377.86	0.90%
VNX AllSh	1022.7	1.29%

UPCOM 市場 (UPCoM)

	收盤	漲跌%
UPCoM	78.97	0.04%

外資交易	成交值 (BiL.VND)
買進	1275.69
賣出	823.66
買超/賣超	452.03

外資交易	成交值 (BiL.VND)
買進	46.70
賣出	0.87
買超/賣超	45.83

外資交易	成交值 (BiL.VND)
買進	6.52
賣出	38.68
買超/賣超	-32.16

上漲排名/ 股碼	漲跌(VND)	漲跌%
ABS	620	6.89%
ACB	1250	6.68%
BID	2000	6.57%
DRH	320	6.17%
CTG	1250	5.91%

上漲排名/ 股碼	漲跌(VND)	漲跌%
CEO	600	4.00%
API	400	3.51%
NVB	600	3.49%
HTP	1400	2.96%
MBG	100	1.96%

上漲排名/ 股碼	漲跌(VND)	漲跌%
VGT	1033	7.33%
LTG	1886	5.75%
DSC	1971	4.75%
CST	517	3.83%
SIP	2720	2.50%

下跌排名/ 股碼	漲跌(VND)	漲跌%
TDC	-1250	-6.89%
HDC	-2200	-6.04%
SAM	-530	-5.39%
TEG	-290	-3.27%
MSN	-2400	-2.96%

下跌排名/ 股碼	漲跌(VND)	漲跌%
MBS	-300	-2.01%
TIG	-200	-2.00%
CSC	-500	-1.00%
LAS	-100	-1.00%
TNG	-100	-0.62%

下跌排名/ 股碼	漲跌(VND)	漲跌%
DVN	-968	-5.69%
NTC	-6706	-4.15%
BSR	-364	-1.83%
ACV	-1061	-1.40%
MSR	-189	-1.32%

*備註: 市值>5,000 億盾; 成交值>15 億盾

市值排名/ 股碼	BiL.VND
VCB	302,881
VIC	228,836
VHM	228,604
GAS	204,793
BID	154,032

市值排名/ 股碼	BiL.VND
KSF	22,710
IDC	14,850
THD	14,280
BAB	11,550
PVS	10,898

市值排名/ 股碼	BiL.VND
ACV	164,625
VGI	79,419
BSR	61,607
VEA	57,172
MCH	51,047

交易量排名/ 股碼	成交值	30 日均
HPG	24,463,100	22,031,953
STB	18,304,100	13,765,233
TCB	17,519,700	5,629,909
MBB	16,568,200	8,772,581
HAG	16,252,800	26,582,376

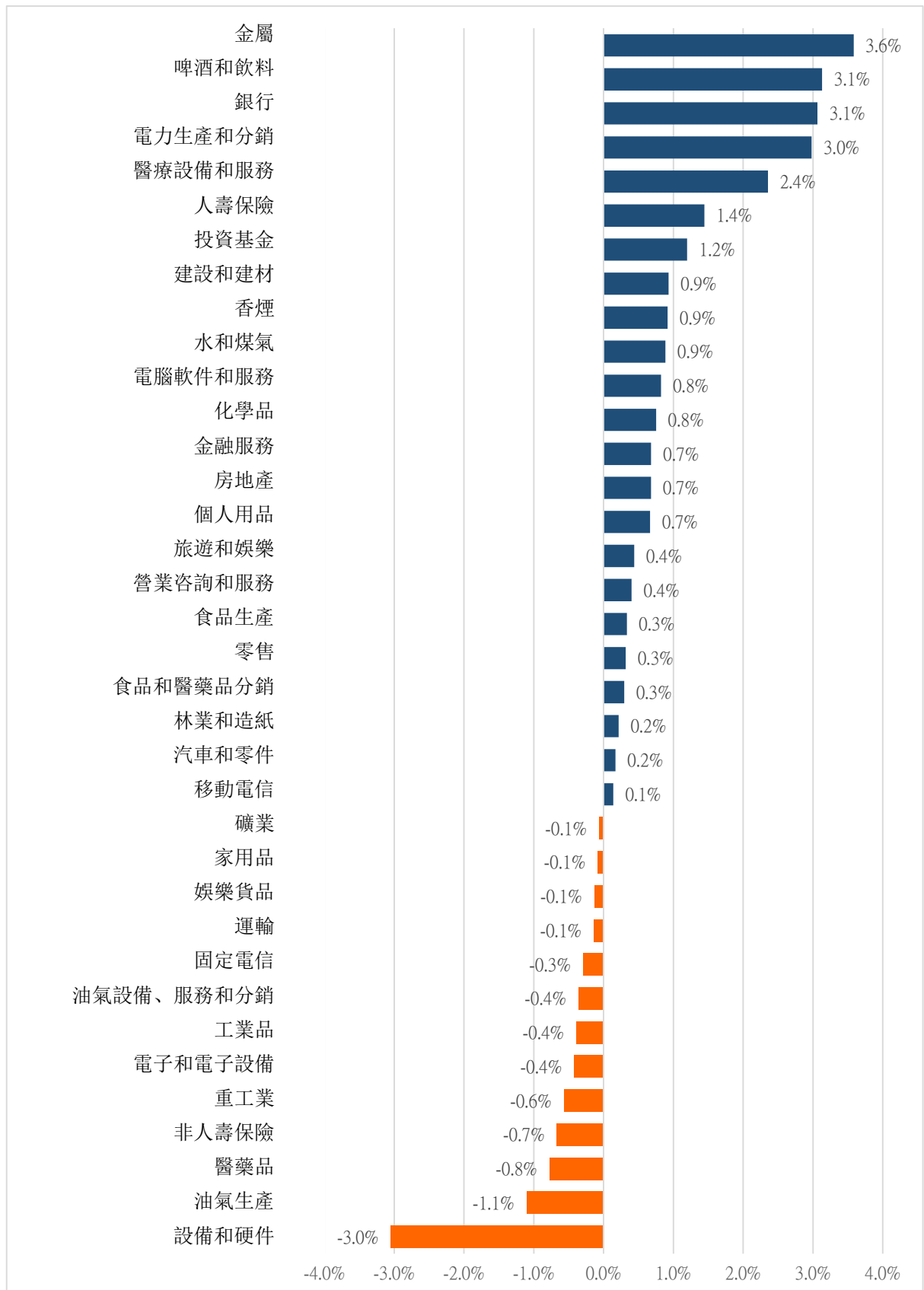
交易量排名/ 股碼	成交值	30 日均
SHS	7,866,089	8,749,012
PVS	3,852,025	7,911,478
CEO	3,054,304	3,780,442
IDC	2,636,450	4,765,267
BII	1,814,955	1,170,605

交易量排 名/股碼	成交值	30 日均
BSR	4,904,012	6,660,753
PAS	1,579,550	1,101,316
VLB	1,000,800	15,005
VGT	791,100	606,931
C4G	714,268	2,468,441

資料源: Bloomberg & Yuanta Research

We Create Fortune

各行業板塊的交易走勢

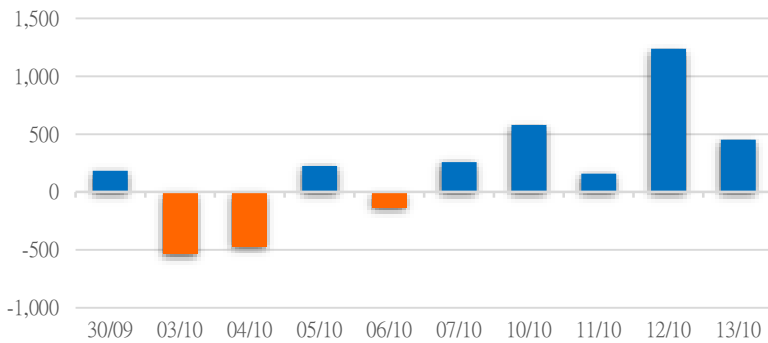


資料源: FiinPro - YSVN

We Create Fortune

外資買進賣統計

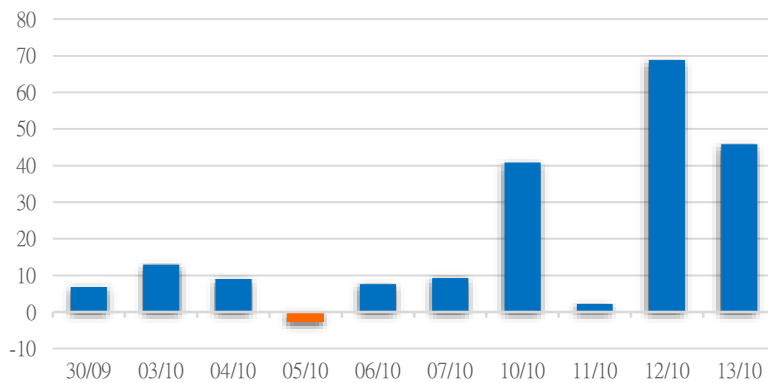
HSX 外資每日買/賣超



證券代碼	買超金額 (Mil.VND)	證券代碼	賣超金額 (Mil.VND)
VNM	103,373	DXG	18,586
DGC	63,526	E1VFN30	18,189
HPG	59,177	SAB	15,941
CTG	45,438	GEX	12,930
STB	41,660	NVL	10,633

HSX 外資買/賣超的前 5 名

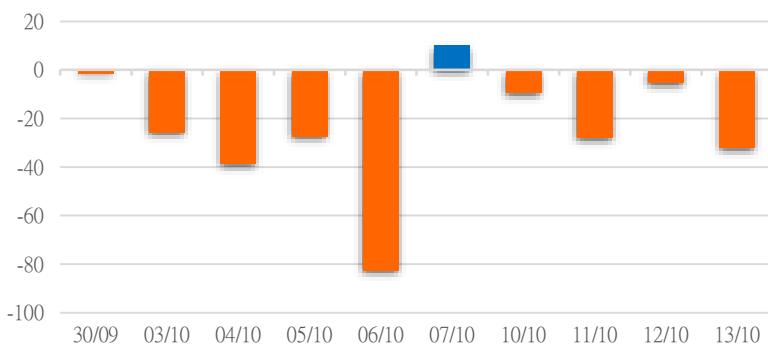
HNX 外資每日買/賣超



證券代碼	買超金額 (Mil.VND)	證券代碼	賣超金額 (Mil.VND)
IDC	39,016	EID	186
PVS	4,556	CAP	113
L14	782	WCS	16
HUT	524	IDJ	14
SHS	508	DHT	12

HNX 外資買/賣超的前 5 名

UPCOM 外資每日買/賣超



證券代碼	買超金額 (Mil.VND)	證券代碼	賣超金額 (Mil.VND)
QNS	4,398	VEA	9,596
MCH	2,842	ACV	2,277
CSI	1,174	VTP	2,224
IDP	356	GE2	260
SWC	175	ICN	120

UPCOM 外資買/賣超的前 5 名

源: FiinPro - YSVN

We Create Fortune

自營統計

證券代碼	買超金額 (Mil.VND)	證券代碼	賣超金額 (Mil.VND)
FUEKIV30	26,711	TCB	63,808
VPB	7,193	VHM	23,827
E1VFN30	7,046	MSN	22,433
BCM	1,700	FUESSV50	21,536
BMI	1,510	VIC	19,815

HSX 自營交易最大前名

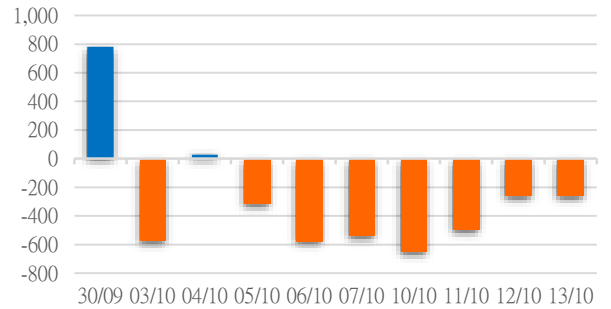
證券代碼	買超金額 (Mil.VND)	證券代碼	賣超金額 (Mil.VND)
HLD	105.30	GKM	76
THD	36.90	MBS	73.0
IDC	27.42	IDJ	0.9
PVS	13.68		

HNX 自營交易最大前名

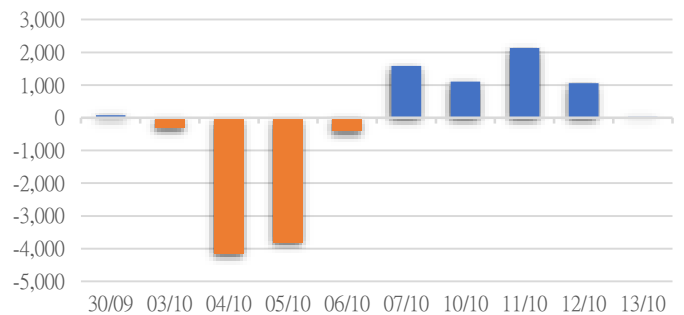
證券代碼	買超金額 (Mil.VND)	證券代碼	賣超金額 (Mil.VND)
ACV	72,600	MCH	3,583
		MSR	3,516
		VOC	2,792.2
		SIP	1,347.5
		QTP	1,121.2

UPCoM 自營交易最大前名

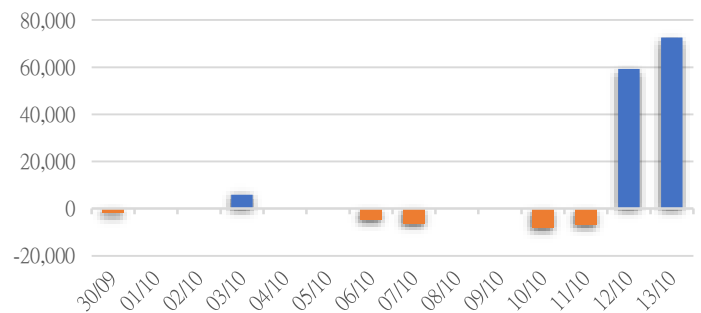
HSX 自營交易每日買/賣超
(Bil.VND)



HNX 自營交易每日買/賣超
(Mil.VND)



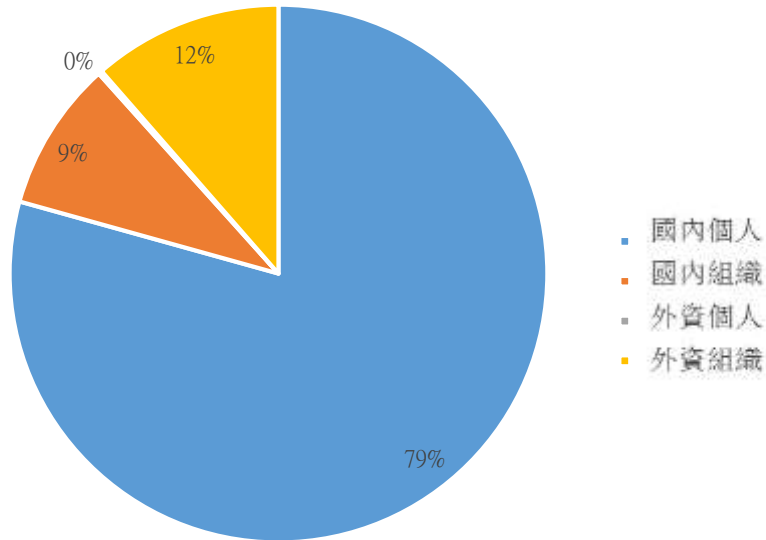
UPCoM 自營交易每日買/賣超
(Mil.VND)





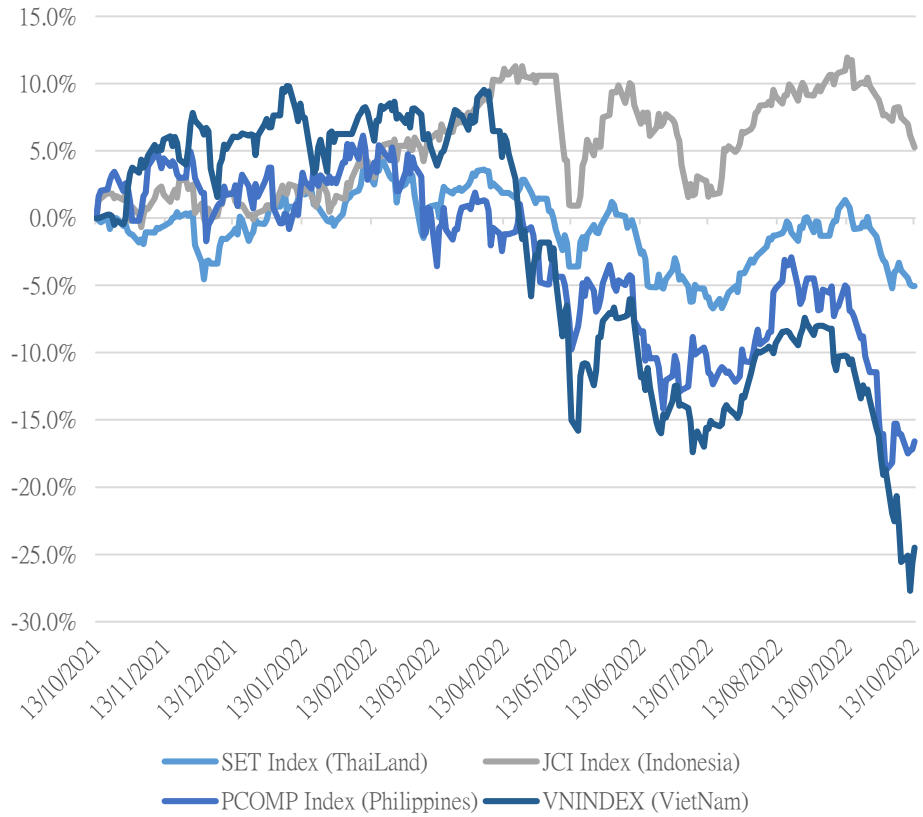
We Create **Fortune**

越南證券市場投資人類別統計



資料源: FiinPro - YSVN

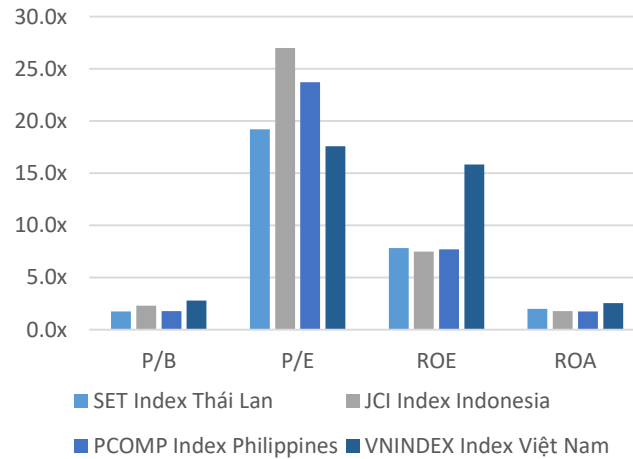
東南亞主要市場走勢比較



東南亞主要市場數據

		Thailand	Indonesia	Philippines	Vietnam
P/B		1.6x	2.0x	1.5x	1.7x
P/E		14.7x	14.65	15.2x	11.3x
ROE	%	9.63	14.45	10.07	15.43
ROA	%	2.43	3.71	2.29	2.51
Vốn hóa	Tỷ USD	494.32	594.18	140.33	171.68
GTGD	Triệu USD	1.11	0.73	0.04	0.40
LS cổ tức	%	2.91	2.68	2.28	1.78

源: Bloomberg & YSVN





We Create Fortune

元大證券（越南）公司

個人客戶分析部

Nguyễn Thế Minh
研究分析經理
+84 28 3622 6868 ext 3826
minh.nguyen@yuanta.com.vn

Lý Thị Hiền
研究分析主管
+84 28 3622 6868 ext 3908
hien.ly@yuanta.com.vn

Quách Đức Khánh
研究分析副主管
+84 28 3622 6868 ext 3833
khanh.quach@yuanta.com.vn

Khổng Hữu Hiệp
高級分析專員
+84 28 3622 6868 ext 3912
hiep.khong@yuanta.com.vn

Nguyễn Trịnh Ngọc Hồng
高級分析專員
+84 28 3622 6868 ext 3832
hong.nguyen@yuanta.com.vn

Phạm Tấn Phát
高級分析專員
+84 28 3622 6868 ext 3880
phat.pham@yuanta.com.vn

個人客戶業務部

Phạm Đắc Thành
北部分行經理
+84 28 3622 6868 ext 3416
thanh.pham@yuanta.com.vn

Võ Thị Thu Thủy
平陽分行經理
+84 28 3622 6868 ext 3505
thuy.vo@yuanta.com.vn

Lương Kỳ Ty
堤岸分行經理
+84 28 3622 6868 ext 3653
ty.luong@yuanta.com.vn

Bùi Quốc Phong
同奈分行經理
+84 28 3622 6868 ext 3701
phong.bui@yuanta.com.vn

Võ Đình Tuấn
峴港分行經理
+84 28 3622 6868 ext 3301
tuan.vo@yuanta.com.vn

Nguyễn Việt Quang
河內分行經理
+84 28 3622 6868 ext 3404
quang.nguyen@yuanta.com.vn

Đinh Thị Thu Cúc
頭頓分行經理
+84 28 3622 6868 ext 3203
cuc.dinh@yuanta.com.vn

Appendix A: Important Disclosures

Analyst Certification

Each research analyst primarily responsible for the content of this research report, in whole or in part, certifies that with respect to each security or issuer that the analyst covered in this report: (1) all of the views expressed accurately reflect his or her personal views about those securities or issuers; and (2) no part of his or her compensation was, is, or will be, directly or indirectly, related to the specific recommendations or views expressed by that research analyst in the research report.

Ratings Definitions

BUY: We have a positive outlook on the stock based on our expected absolute or relative return over the investment period. Our thesis is based on our analysis of the company's outlook, financial performance, catalysts, valuation and risk profile. We recommend investors add to their position.

HOLD-Outperform: In our view, the stock's fundamentals are relatively more attractive than peers at the current price. Our thesis is based on our analysis of the company's outlook, financial performance, catalysts, valuation and risk profile.

HOLD-Underperform: In our view, the stock's fundamentals are relatively less attractive than peers at the current price. Our thesis is based on our analysis of the company's outlook, financial performance, catalysts, valuation and risk profile.

SELL: We have a negative outlook on the stock based on our expected absolute or relative return over the investment period. Our thesis is based on our analysis of the company's outlook, financial performance, catalysts, valuation and risk profile. We recommend investors reduce their position.

Under Review: We actively follow the company, although our estimates, rating and target price are under review.

Restricted: The rating and target price have been suspended temporarily to comply with applicable regulations and/or Yuanta policies.

Note: Yuanta research coverage with a Target Price is based on an investment period of 12 months. Greater China Discovery Series coverage does not have a formal 12 month Target Price and the recommendation is based on an investment period specified by the analyst in the report.

Global Disclaimer

© 2018 Yuanta. All rights reserved. The information in this report has been compiled from sources we believe to be reliable, but we do not hold ourselves responsible for its completeness or accuracy. It is not an offer to sell or solicitation of an offer to buy any securities. All opinions and estimates included in this report constitute our judgment as of this date and are subject to change without notice.

This report provides general information only. Neither the information nor any opinion expressed herein constitutes an offer or invitation to make an offer to buy or sell securities or other investments. This material is prepared for general circulation to clients and is not intended to provide tailored investment advice and does not take into account the individual financial situation and objectives of any specific person who may receive this report. Investors should seek financial advice regarding the appropriateness of investing in any securities, investments or investment strategies discussed or recommended in this report. The information contained in this report has been compiled from sources believed to be reliable but no representation or warranty, express or implied, is made as to its accuracy, completeness or correctness. This report is not (and should not be construed as) a solicitation to act as securities broker or dealer in any jurisdiction by any person or company that is not legally permitted to carry on such business in that jurisdiction.

Yuanta research is distributed in the United States only to Major U.S. Institutional Investors (as defined in Rule 15a-6 under the Securities Exchange Act of 1934, as amended and SEC staff interpretations thereof). All transactions by a US person in the securities mentioned in this report must be effected through a registered broker-dealer under Section 15 of the Securities Exchange Act of 1934, as amended. Yuanta research is distributed in Taiwan by Yuanta Securities Investment Consulting. Yuanta research is distributed in Hong Kong by Yuanta Securities (Hong Kong) Co. Limited, which is licensed in Hong Kong by the Securities and Futures Commission for regulated activities, including Type 4 regulated activity (advising on securities). In Hong Kong, this research report may not be redistributed, retransmitted or disclosed, in whole or in part or and any form or manner, without the express written