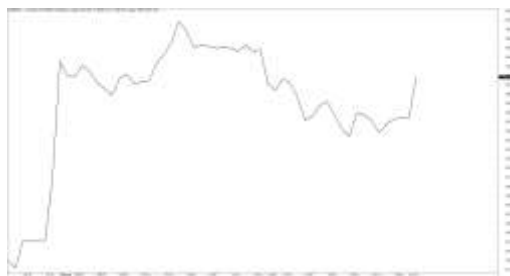


市場走勢

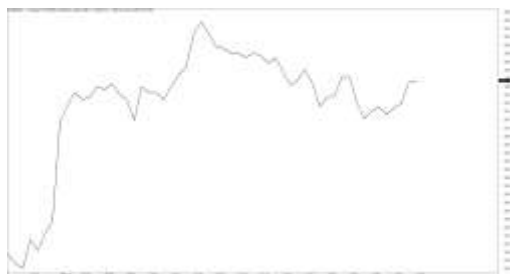
| 市場指數 | VNI | HNI | UPCOM |
|---------------------|----------|---------|---------|
| 收盤 | 1,061.85 | 227.89 | 80.16 |
| %日 | 1.03% | 1.40% | 1.51% |
| %週 | 2.50% | 0.80% | 0.23% |
| %月 | -14.42% | -18.44% | -11.09% |
| %年 | -23.71% | -40.78% | -19.26% |
| 成交值(Bil.VND) | | | |
| 當日 | 9,763 | 1,044 | 442 |
| 日均量/週 | 12,553 | 950 | 476 |
| 日均量/月 | 12,771 | 1,205 | 604 |
| 外資進出 | | | |
| 買進 | 1,258.74 | 49.25 | 14.20 |
| 賣出 | 1,042.71 | 1.10 | 25.41 |
| 買賣超 | 216.03 | 48.15 | -11.21 |
| 市場漲跌家數 | | | |
| 上漲 | 138 | 133 | 149 |
| 下跌 | 305 | 54 | 107 |
| 持平 | 56 | 73 | 84 |
| 市場指標 | | | |
| P/E | 11.36 | 12.62 | 12.80 |
| 總市值 (兆盾) | 4,260 | 275 | 1,078 |
| 股息殖利率 | 1.73% | 4.39% | 3.73% |

資料源: Bloomberg - YSVN

VNINDEX



HNIINDEX



市場走勢

由於銀行和其他大型股的復甦，市場上漲。VN-Index 收於 1,061.85 點，上漲 1.03%，HNX-Index 同步上漲 1.4%，Upcom-Index 上漲 1.51%。3 大市場的交易額增加至 11 兆 1,030 億越南盾。

銀行股在寬幅內上漲，但漲幅不均勻。具體而言，ACB (4.5%) 領漲，並錄得該股的第二個漲幅，因為這是一家在債券資產上投資不多的銀行。其他股票，如 BID (1.7%)、VIB (2.5%)、MBB (2.3%) 等也錄得相當積極的漲幅。零售股也是大盤的亮點，因為 MWG、DGW 和 PET 上漲均超過 3%。

另一方面，鋼鐵股在 HPG、NKG 以跌幅收盤時被獲利回吐。

外資在整個市場上保持買超 2,530 億越南盾。FRT (590 億)、IDC (460 億)、SSI (400 億) 在買超方面領先。另一方面，GEX (400 億)、KBC (390 億)、VHM (280 億) 被拋售最多的股票。

市場短期觀點

我們認為市場在本週首個交易日可能繼續在 1,062 至 1,072 點附近震盪。同時，價格走勢圖出現進入短期調整階段的跡象，顯示短期風險繼續下跌，但若 VN-Index 的價格走勢圖完全突破 1,062-1,072 點的區間，短期風險可能大幅下跌。此外，情緒指數繼續大幅上漲，顯示短期機會繼續增加。

大盤短期走勢仍為下跌。因此，我們建議短期投資者可以觀察市場，並等待市場趨勢的確認。同時，若投資者有較高比例的現金流和口味風險，並可以考慮以投資組合 5% 的低比例探索買進。

根據周線圖上，VN-Index 比前一個交易週收盤上漲 3.5%。同時，中期風險依然較高，當 VN-Index 下跌接近 1000 點時，價格走勢圖處於中期技術復甦區間。此外，大盤的中期趨勢仍然下跌。因此，我們建議中期投資者可以繼續觀察市場，並持有低比例的股票。同時，中期投資者在現階段不宜買進新股。

請在 <https://ysradar.yuanta.com.vn/> 查看有關股票的信號。

We Create Fortune

技術分析圖



指數技術分析圖 VN-Index



指數技術分析圖 HNX-Index

| 指數 | 短期趨勢 | 中期趨勢 | 阻力區 1 | 阻力區 2 | 支撐區 1 | 支撐區 2 |
|-------------|------|------|-------|-------|-------|-------|
| VN-Index | 下跌 | 下跌 | 1310 | 1500 | 1270 | 1200 |
| HNX-Index | 下跌 | 下跌 | 470 | 500 | 300 | 180 |
| VN30 | 下跌 | 下跌 | 1320 | 1570 | 1285 | 960 |
| VNMidcaps | 下跌 | 下跌 | 1,730 | 1800 | 1650 | 963 |
| VNSmallcaps | 下跌 | 下跌 | 1430 | 1450 | 1400 | 804 |

We Create Fortune

胡志明市交易所 (HSX)

| | 收盤 | 漲跌% |
|----------|---------|-------|
| VNI | 1061.85 | 1.03% |
| VN30 | 1061.39 | 0.97% |
| VN Mid | 1402.18 | 1.85% |
| VN Small | 1228.86 | 1.95% |

河內交易所 (HSX)

| | 收盤 | 漲跌% |
|-----------|---------|-------|
| HNI | 227.89 | 1.40% |
| HN30 | 384.75 | 1.82% |
| VNX AllSh | 1035.83 | 1.28% |

UPCOM 市場 (UPCoM)

| | 收盤 | 漲跌% |
|-------|-------|-------|
| UPCoM | 80.16 | 1.51% |

| 外資交易 | 成交值 (BiL.VND) |
|-------|------------------|
| 買進 | 1258.74 |
| 賣出 | 1042.71 |
| 買超/賣超 | 216.03 |

| 外資交易 | 成交值 (BiL.VND) |
|-------|------------------|
| 買進 | 49.25 |
| 賣出 | 1.10 |
| 買超/賣超 | 48.15 |

| 外資交易 | 成交值 (BiL.VND) |
|-------|------------------|
| 買進 | 14.20 |
| 賣出 | 25.41 |
| 買超/賣超 | -11.21 |

| 上漲排名/ 股碼 | 漲跌(VND) | 漲跌% |
|-------------|---------|-------|
| DGW | 4500 | 7.00% |
| FRT | 5100 | 7.00% |
| PET | 1850 | 6.90% |
| VIX | 510 | 6.89% |
| HDC | 2350 | 6.87% |

| 上漲排名/ 股碼 | 漲跌(VND) | 漲跌% |
|-------------|---------|--------|
| IDJ | 900 | 10.00% |
| L14 | 2600 | 5.68% |
| IPA | 700 | 5.65% |
| BCC | 500 | 5.49% |
| NTP | 1900 | 5.34% |

| 上漲排名/ 股碼 | 漲跌(VND) | 漲跌% |
|-------------|---------|-------|
| PAT | 8045 | 8.94% |
| ABB | 432 | 5.02% |
| SBS | 265 | 4.42% |
| PXL | 283 | 4.10% |
| QNS | 1350 | 3.21% |

| 下跌排名/ 股碼 | 漲跌(VND) | 漲跌% |
|-------------|---------|--------|
| CMG | -1500 | -3.58% |
| AGG | -950 | -2.64% |
| ORS | -250 | -2.60% |
| EIB | -900 | -2.38% |
| NBB | -300 | -1.71% |

| 下跌排名/ 股碼 | 漲跌(VND) | 漲跌% |
|-------------|---------|--------|
| DNP | -900 | -3.67% |
| VGS | -200 | -1.38% |
| EVS | -100 | -0.64% |
| AMV | 0 | 0.00% |
| LAS | 0 | 0.00% |

| 下跌排名/ 股碼 | 漲跌(VND) | 漲跌% |
|-------------|---------|--------|
| HNI | -2000 | -6.67% |
| LTG | -2219 | -6.39% |
| DSC | -978 | -2.25% |
| QTP | -72 | -0.52% |
| MCH | -85 | -0.12% |

*備註：市值>5,000 億盾；成交值>15 億盾

| 市值排名/ 股碼 | BiL.VND |
|-------------|---------|
| VCB | 322,284 |
| VIC | 227,692 |
| VHM | 225,992 |
| GAS | 210,152 |
| BID | 166,931 |

| 市值排名/ 股碼 | BiL.VND |
|-------------|---------|
| KSF | 22,950 |
| IDC | 15,675 |
| THD | 14,420 |
| BAB | 11,875 |
| PVS | 11,137 |

| 市值排名/ 股碼 | BiL.VND |
|-------------|---------|
| ACV | 165,143 |
| VGI | 80,314 |
| BSR | 62,119 |
| VEA | 57,367 |
| MCH | 50,527 |

| 交易量排名/ 股碼 | 成交值 | 30 日均 |
|--------------|------------|------------|
| EIB | 97,987,085 | 1,610,825 |
| STB | 27,066,614 | 14,894,996 |
| VND | 26,022,456 | 18,173,088 |
| HPG | 23,599,552 | 22,263,658 |
| SSI | 22,162,281 | 15,935,479 |

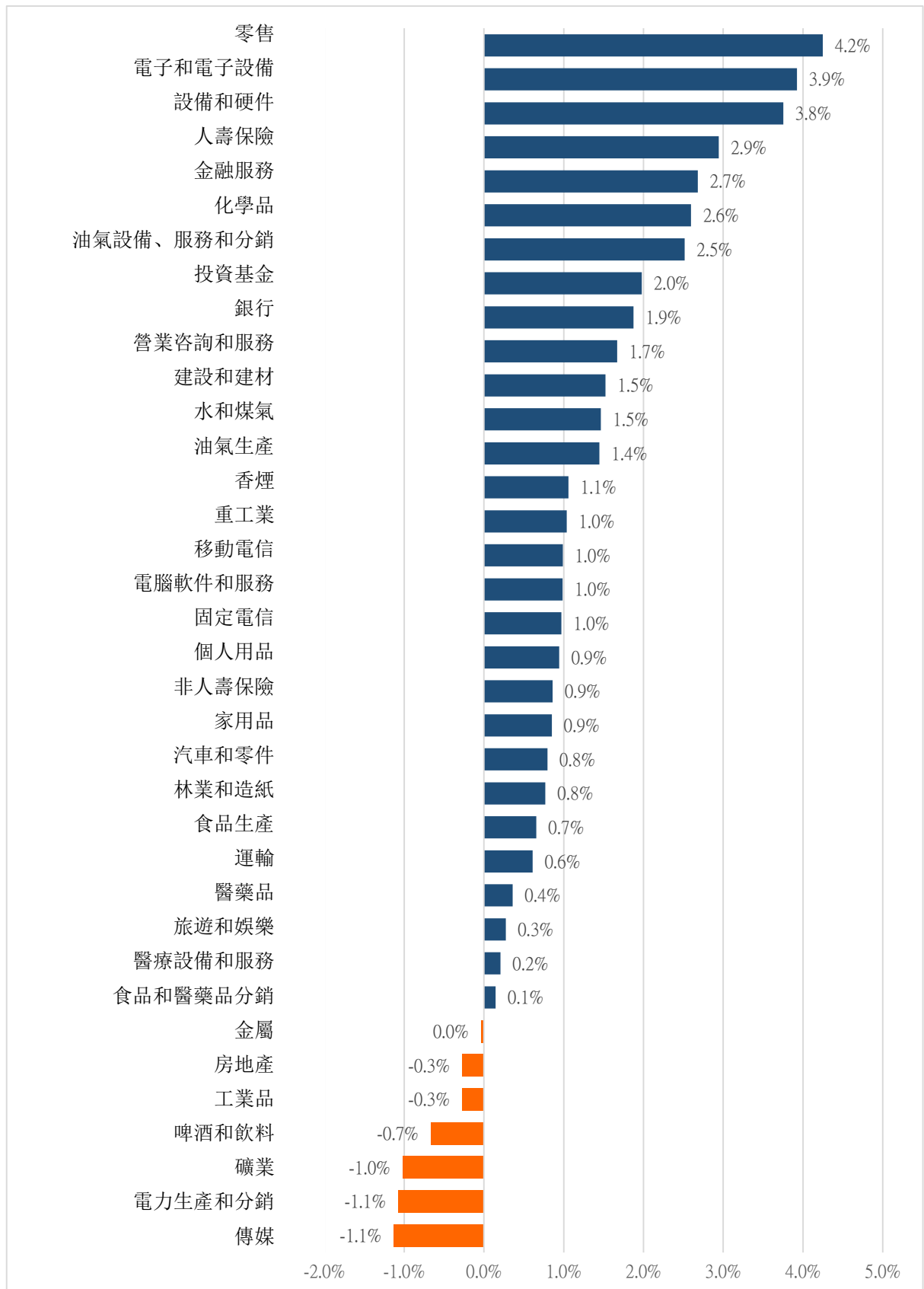
| 交易量排名/ 股碼 | 成交值 | 30 日均 |
|--------------|------------|-----------|
| SHS | 14,076,483 | 8,963,690 |
| PVS | 6,636,758 | 7,204,711 |
| KLF | 5,721,927 | 3,027,486 |
| IDC | 5,377,905 | 4,765,280 |
| ART | 4,015,279 | 1,471,491 |

| 交易量排 名/股碼 | 成交值 | 30 日均 |
|--------------|-----------|-----------|
| BSR | 7,296,472 | 6,649,937 |
| PVX | 2,412,703 | 666,649 |
| VHG | 2,381,436 | 1,583,807 |
| ABB | 2,228,700 | 1,214,114 |
| VAB | 2,175,016 | 185,663 |

資料源: Bloomberg & Yuanta Research

We Create Fortune

各行業板塊的交易走勢

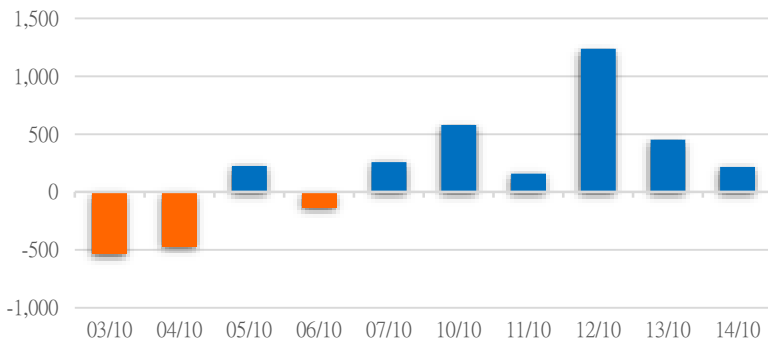


資料源: FiinPro - YSVN

We Create Fortune

外資買進賣統計

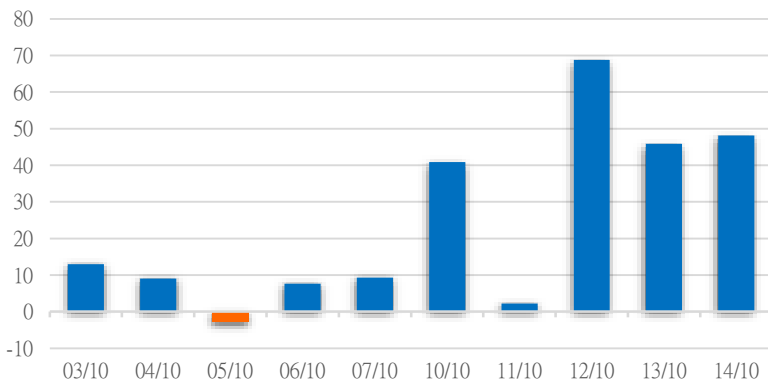
HSX 外資每日買/賣超



| 證券代碼 | 買超金額 (Mil.VND) | 證券代碼 | 賣超金額 (Mil.VND) |
|------|----------------|------|----------------|
| FRT | 58,620 | GEX | 39,574 |
| SSI | 40,217 | KBC | 38,547 |
| VNM | 38,214 | VHM | 28,139 |
| DPM | 33,204 | VIC | 24,471 |
| HSG | 32,744 | KDH | 23,399 |

HSX 外資買/賣超的前 5 名

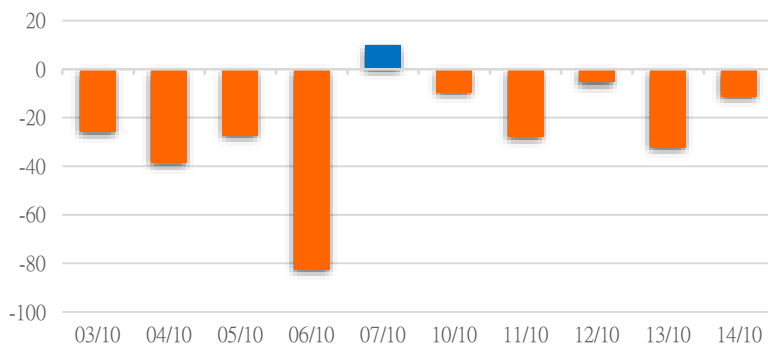
HNX 外資每日買/賣超



| 證券代碼 | 買超金額 (Mil.VND) | 證券代碼 | 賣超金額 (Mil.VND) |
|------|----------------|------|----------------|
| IDC | 45,767 | PVS | 483 |
| PCG | 1,270 | MBS | 251 |
| L14 | 856 | IDV | 63 |
| PVI | 412 | TNG | 48 |
| HUT | 196 | DHT | 43 |

HNX 外資買/賣超的前 5 名

UPCOM 外資每日買/賣超



| 證券代碼 | 買超金額 (Mil.VND) | 證券代碼 | 賣超金額 (Mil.VND) |
|------|----------------|------|----------------|
| QNS | 6,632 | BSR | 11,991 |
| MCH | 1,791 | VTP | 7,957 |
| PVP | 498 | NTC | 625 |
| SIP | 375 | ACV | 561 |
| SWC | 337 | VEA | 302 |

UPCOM 外資買/賣超的前 5 名

源: FiinPro - YSVN

We Create Fortune

自營統計

| 證券代碼 | 買超金額 (Mil.VND) | 證券代碼 | 賣超金額 (Mil.VND) |
|------|----------------|----------|----------------|
| PNJ | 4,755 | HDG | 42,346 |
| ACB | 4,432 | FUEVFNVD | 28,873 |
| VPB | 3,703 | TCB | 27,352 |
| MBB | 3,152 | VNE | 23,800 |
| REE | 2,900 | STB | 18,899 |

HSX 自營交易最大前名

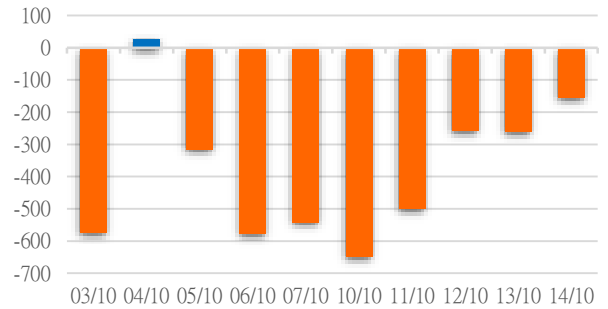
| 證券代碼 | 買超金額 (Mil.VND) | 證券代碼 | 賣超金額 (Mil.VND) |
|------|----------------|------|----------------|
| HLD | 276.32 | IDV | 1 |
| GKM | 71.06 | | |
| | | | |
| | | | |

HNX 自營交易最大前名

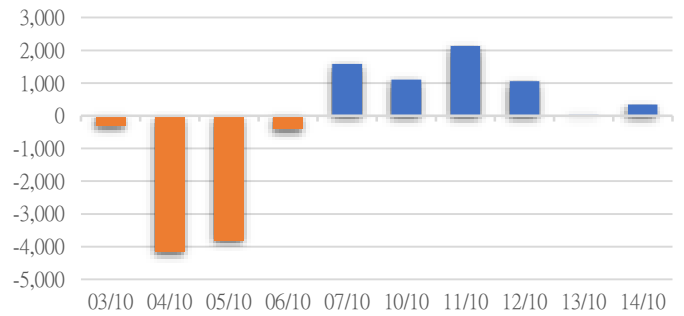
| 證券代碼 | 買超金額 (Mil.VND) | 證券代碼 | 賣超金額 (Mil.VND) |
|------|----------------|------|----------------|
| | | MCH | 5,844 |
| | | VEA | 1,973 |
| | | ABI | 463.0 |
| | | VOC | 355.8 |
| | | TS4 | 0.2 |

UPCoM 自營交易最大前名

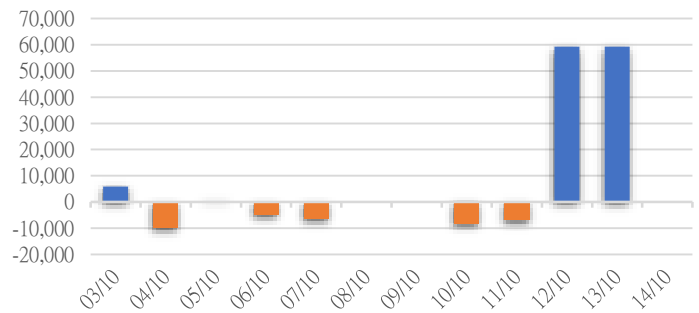
HSX 自營交易每日買/賣超
(BiL.VND)



HNX 自營交易每日買/賣超
(Mil.VND)



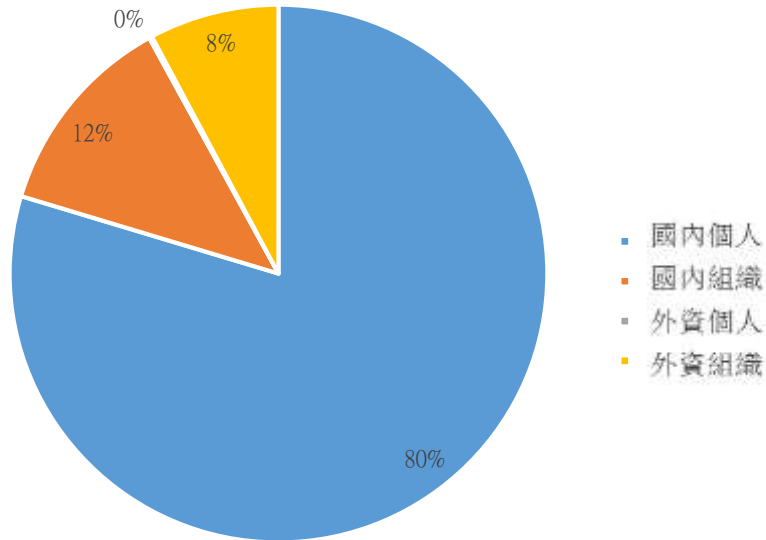
UPCoM 自營交易每日買/賣超
(Mil.VND)





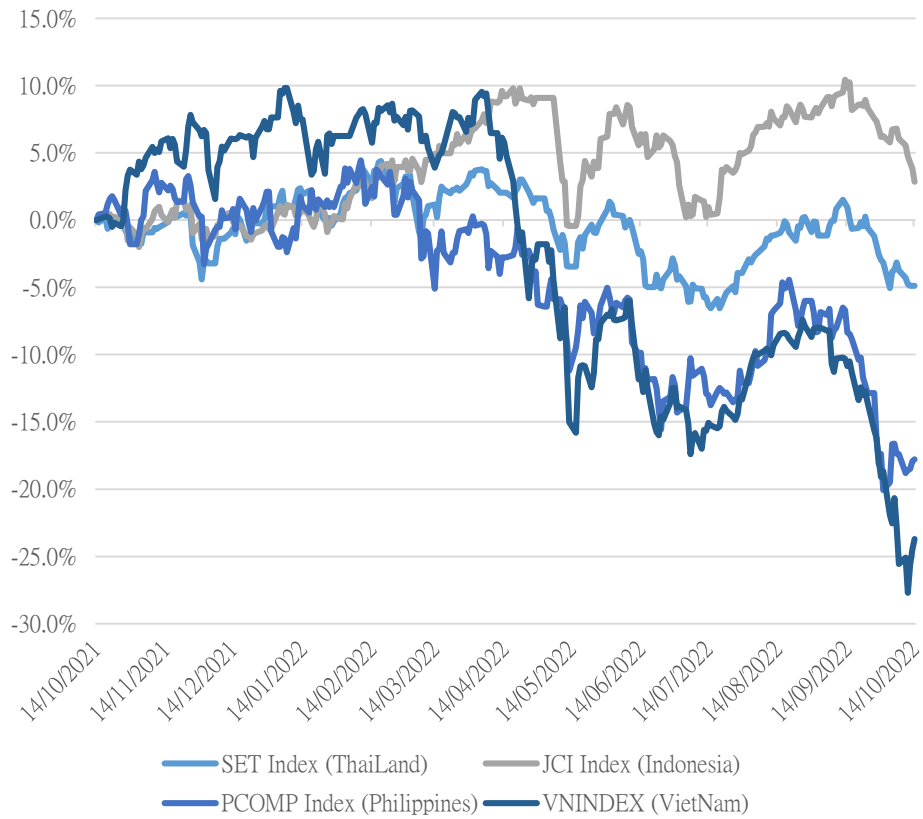
We Create **Fortune**

越南證券市場投資人類別統計



資料源: FiinPro - YSVN

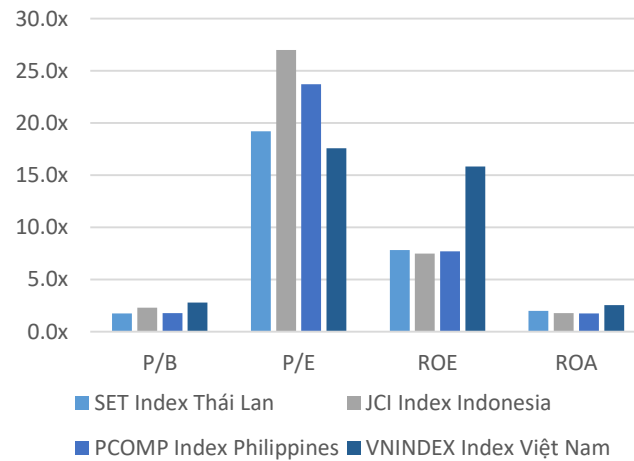
東南亞主要市場走勢比較



東南亞主要市場數據

| | | Thailand | Indonesia | Philippines | Vietnam |
|-----------|-----------|----------|-----------|-------------|---------|
| P/B | | 1.6x | 2.0x | 1.5x | 1.8x |
| P/E | | 14.7x | 14.50 | 15.3x | 11.5x |
| ROE | % | 9.63 | 14.49 | 10.07 | 15.44 |
| ROA | % | 2.43 | 3.72 | 2.29 | 2.51 |
| Vốn hóa | Tỷ USD | 494.32 | 589.71 | 141.39 | 173.85 |
| GTGD | Triệu USD | 1.11 | 0.59 | 0.04 | 0.30 |
| LS cổ tức | % | 2.91 | 2.71 | 2.28 | 1.77 |

源: Bloomberg & YSVN





We Create Fortune

元大證券（越南）公司

個人客戶分析部

Nguyễn Thế Minh
研究分析經理
+84 28 3622 6868 ext 3826
minh.nguyen@yuanta.com.vn

Lý Thị Hiền
研究分析主管
+84 28 3622 6868 ext 3908
hien.ly@yuanta.com.vn

Quách Đức Khánh
研究分析副主管
+84 28 3622 6868 ext 3833
khanh.quach@yuanta.com.vn

Khổng Hữu Hiệp
高級分析專員
+84 28 3622 6868 ext 3912
hiep.khong@yuanta.com.vn

Nguyễn Trịnh Ngọc Hồng
高級分析專員
+84 28 3622 6868 ext 3832
hong.nguyen@yuanta.com.vn

Phạm Tấn Phát
高級分析專員
+84 28 3622 6868 ext 3880
phat.pham@yuanta.com.vn

個人客戶業務部

Phạm Đắc Thành
北部分行經理
+84 28 3622 6868 ext 3416
thanh.pham@yuanta.com.vn

Võ Thị Thu Thủy
平陽分行經理
+84 28 3622 6868 ext 3505
thuy.vo@yuanta.com.vn

Lương Kỳ Ty
堤岸分行經理
+84 28 3622 6868 ext 3653
ty.luong@yuanta.com.vn

Bùi Quốc Phong
同奈分行經理
+84 28 3622 6868 ext 3701
phong.bui@yuanta.com.vn

Võ Đình Tuấn
峴港分行經理
+84 28 3622 6868 ext 3301
tuan.vo@yuanta.com.vn

Nguyễn Việt Quang
河內分行經理
+84 28 3622 6868 ext 3404
quang.nguyen@yuanta.com.vn

Đinh Thị Thu Cúc
頭頓分行經理
+84 28 3622 6868 ext 3203
cuc.dinh@yuanta.com.vn

Appendix A: Important Disclosures

Analyst Certification

Each research analyst primarily responsible for the content of this research report, in whole or in part, certifies that with respect to each security or issuer that the analyst covered in this report: (1) all of the views expressed accurately reflect his or her personal views about those securities or issuers; and (2) no part of his or her compensation was, is, or will be, directly or indirectly, related to the specific recommendations or views expressed by that research analyst in the research report.

Ratings Definitions

BUY: We have a positive outlook on the stock based on our expected absolute or relative return over the investment period. Our thesis is based on our analysis of the company's outlook, financial performance, catalysts, valuation and risk profile. We recommend investors add to their position.

HOLD-Outperform: In our view, the stock's fundamentals are relatively more attractive than peers at the current price. Our thesis is based on our analysis of the company's outlook, financial performance, catalysts, valuation and risk profile.

HOLD-Underperform: In our view, the stock's fundamentals are relatively less attractive than peers at the current price. Our thesis is based on our analysis of the company's outlook, financial performance, catalysts, valuation and risk profile.

SELL: We have a negative outlook on the stock based on our expected absolute or relative return over the investment period. Our thesis is based on our analysis of the company's outlook, financial performance, catalysts, valuation and risk profile. We recommend investors reduce their position.

Under Review: We actively follow the company, although our estimates, rating and target price are under review.

Restricted: The rating and target price have been suspended temporarily to comply with applicable regulations and/or Yuanta policies.

Note: Yuanta research coverage with a Target Price is based on an investment period of 12 months. Greater China Discovery Series coverage does not have a formal 12 month Target Price and the recommendation is based on an investment period specified by the analyst in the report.

Global Disclaimer

© 2018 Yuanta. All rights reserved. The information in this report has been compiled from sources we believe to be reliable, but we do not hold ourselves responsible for its completeness or accuracy. It is not an offer to sell or solicitation of an offer to buy any securities. All opinions and estimates included in this report constitute our judgment as of this date and are subject to change without notice.

This report provides general information only. Neither the information nor any opinion expressed herein constitutes an offer or invitation to make an offer to buy or sell securities or other investments. This material is prepared for general circulation to clients and is not intended to provide tailored investment advice and does not take into account the individual financial situation and objectives of any specific person who may receive this report. Investors should seek financial advice regarding the appropriateness of investing in any securities, investments or investment strategies discussed or recommended in this report. The information contained in this report has been compiled from sources believed to be reliable but no representation or warranty, express or implied, is made as to its accuracy, completeness or correctness. This report is not (and should not be construed as) a solicitation to act as securities broker or dealer in any jurisdiction by any person or company that is not legally permitted to carry on such business in that jurisdiction.

Yuanta research is distributed in the United States only to Major U.S. Institutional Investors (as defined in Rule 15a-6 under the Securities Exchange Act of 1934, as amended and SEC staff interpretations thereof). All transactions by a US person in the securities mentioned in this report must be effected through a registered broker-dealer under Section 15 of the Securities Exchange Act of 1934, as amended. Yuanta research is distributed in Taiwan by Yuanta Securities Investment Consulting. Yuanta research is distributed in Hong Kong by Yuanta Securities (Hong Kong) Co. Limited, which is licensed in Hong Kong by the Securities and Futures Commission for regulated activities, including Type 4 regulated activity (advising on securities). In Hong Kong, this research report may not be redistributed, retransmitted or disclosed, in whole or in part or and any form or manner, without the express written