

當日市場：外資再次買超


2022/10/25

市場走勢


市場指數	VNI	HNI	UPCOM
收盤	986.15	209.50	76.45
%日	-3.30%	-3.64%	-2.70%
%週	-6.22%	-7.49%	-4.45%
%月	-18.04%	-20.78%	-13.70%
%年	-29.02%	-46.45%	-23.82%
成交值(Bil.VND)			
當日	9,763	1,044	442
日均量/週	10,699	1,027	518
日均量/月	12,149	1,081	566
外資進出			
買進	1,215.89	30.88	14.37
賣出	1,141.72	7.05	2.79
買賣超	74.17	23.84	11.58
市場漲跌家數			
上漲	138	31	149
下跌	305	177	107
持平	56	73	84
市場指標			
P/E	10.78	12.19	12.42
總市值 (兆盾)	4,094	263	1,059
股息殖利率	1.77%	4.75%	3.66%

資料源: Bloomberg - YSVN

VNINDEX



HNIINDEX



市場走勢

市場未能復甦，賣力繼續維持，導致指數在連續第二個交易日大幅下跌。其中，VN-Index 收於 986.15 點，下跌 3.3%，HNX-Index 下跌 3.64%，Upcom-Index 下跌 2.7%。3 大市場的交易額維持在低位僅達到 10 兆 3,650 億越南盾。

跌停的股票數量繼續占主導地位，在 HOSE 上有 162 檔跌停股，與上週最後一個交易日相比小幅上漲。BID、GVR、KDH、MWG、PLX、SSI、STB、TCB、VHM、VRE 在 VN30-Index 內均跌停。另一方面，TPB (0.2%) 反轉至漲幅，而 GAS、BVH 小幅下跌。

HAG (3.9%)、DCM (0.2%)、BAF (1.4%)、FRT (1.6%)、NT2 (1.2%)、VPG (1%) 在當日逆市。

外資在當日是亮點，因為他們在整個市場買超 1,090 億越南盾。FRT (390 億)、MSN (310 億)、DCM (280 億) 在買超方面領先。另一方面，STB (410 億)、SAB (250 億)、VND (230 億) 被拋售最多的股票。

市場短期觀點

我們認為市場可能會復甦，VN-Index 可能會在下個交易日重新測試 1,000 點。同時，若指數在下個交易日保持復甦勢頭，短期風險可能會小幅下跌。此外，短期情緒指標持續下跌，因此短期投資者回歸過度悲觀的情緒。

大盤短期走勢仍為下跌。因此，我們建議短期投資者繼續觀察市場，並在此期間停止買進。同時，短期投資者可以在近期新的多頭頭寸降低個股比例。

請在 <https://ysradar.yuanta.com.vn/> 查看有關股票的信號。

We Create Fortune

技術分析圖



指數技術分析圖 VN-Index



指數技術分析圖 HNX-Index

指數	短期趨勢	中期趨勢	阻力區 1	阻力區 2	支撐區 1	支撐區 2
VN-Index	下跌	下跌	1310	1500	1270	1200
HNX-Index	下跌	下跌	470	500	300	180
VN30	下跌	下跌	1320	1570	1285	960
VNMidcaps	下跌	下跌	1,730	1800	1650	963
VNSmallcaps	下跌	下跌	1430	1450	1400	804

We Create Fortune

胡志明市交易所 (HSX)

	收盤	漲跌%
VNI	986.15	-3.30%
VN30	973.88	-3.63%
VN Mid	1284.22	-3.72%
VN Small	1125.87	-3.82%

河內交易所 (HSX)

	收盤	漲跌%
HNI	209.5	-3.64%
HN30	342.21	-5.18%
VNX AllSh	949.84	-3.67%

UPCOM 市場 (UPCoM)

	收盤	漲跌%
UPCoM	76.45	-2.70%

外資交易	成交值 (Bil.VND)
買進	1215.89
賣出	1141.72
買超/賣超	74.17

外資交易	成交值 (Bil.VND)
買進	30.88
賣出	7.05
買超/賣超	23.84

外資交易	成交值 (Bil.VND)
買進	14.37
賣出	2.79
買超/賣超	11.58

上漲排名/股碼	漲跌(VND)	漲跌%
AGG	1450	4.20%
HAG	330	3.88%
VSC	800	2.35%
FRT	1200	1.64%
BAF	350	1.38%

上漲排名/股碼	漲跌(VND)	漲跌%
LHC	3900	7.21%
NTP	200	0.57%
HGM	0	0.00%
DVM	0	0.00%
DDG	-200	-0.48%

上漲排名/股碼	漲跌(VND)	漲跌%
PAT	6146	6.71%
VEA	49	0.11%
VLC	-51	-0.31%
QTP	-79	-0.56%
QNS	-250	-0.57%

下跌排名/股碼	漲跌(VND)	漲跌%
ABS	-630	-7.00%
OGC	-700	-7.00%
SHI	-1050	-7.00%
PHR	-3050	-7.00%
KBC	-1500	-6.99%

下跌排名/股碼	漲跌(VND)	漲跌%
HUT	-1800	-10.00%
MBG	-500	-10.00%
BVS	-1600	-9.94%
L14	-4600	-9.91%
L18	-2800	-9.86%

下跌排名/股碼	漲跌(VND)	漲跌%
BSQ	-5490	-14.80%
SIP	-16296	-13.16%
SBS	-541	-10.21%
PXL	-572	-8.54%
BSR	-1623	-8.28%

*備註：市值>5,000 億盾；成交值>15 億盾

市值排名/股碼	Bil.VND
VCB	321,811
VIC	216,632
VHM	208,792
GAS	205,175
BID	164,908

市值排名/股碼	Bil.VND
KSF	22,380
IDC	14,355
THD	14,280
BAB	11,469
PVS	10,515

市值排名/股碼	Bil.VND
ACV	161,497
VGI	76,634
BSR	60,702
VEA	58,054
MCH	52,046

交易量排名/股碼	成交值	30 日均
TCB	38,700,600	7,076,180
STB	29,278,459	16,495,132
HPG	28,145,800	24,208,116
SSI	23,475,200	16,391,007
HAG	20,726,000	24,466,789

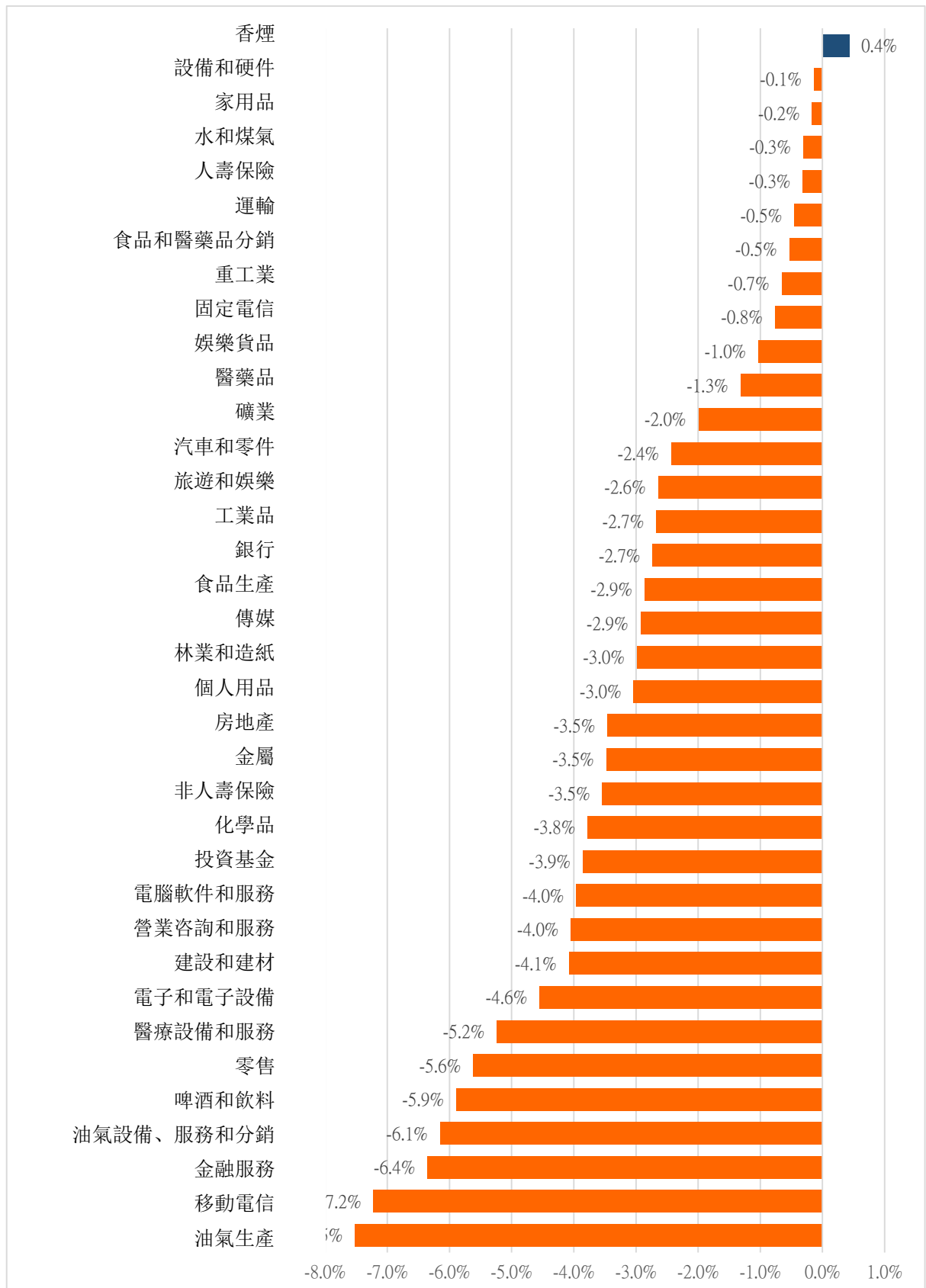
交易量排名/股碼	成交值	30 日均
SHS	21,319,939	9,233,211
PVS	9,282,015	7,289,138
IDC	4,774,544	4,514,951
CEO	4,315,067	3,891,421
HUT	2,596,076	2,136,281

交易量排名/股碼	成交值	30 日均
BSR	10,047,745	7,041,183
VAB	8,282,761	179,377
VHG	2,156,240	1,448,602
SBS	2,079,579	1,028,924
ABB	2,007,713	1,177,765

資料源: Bloomberg & Yuanta Research

We Create Fortune

各行業板塊的交易走勢

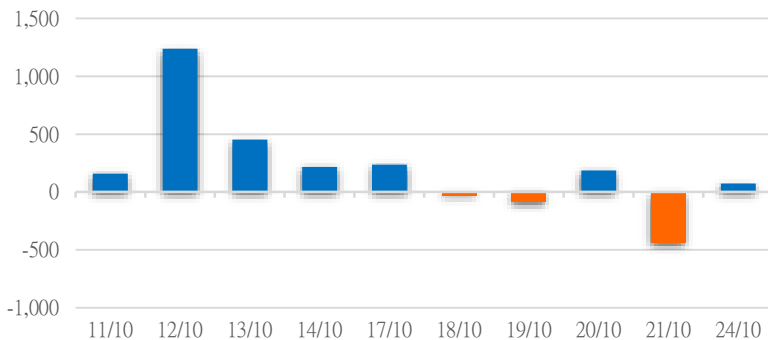


資料源:: FiinPro - YSVN

We Create Fortune

外資買進賣統計

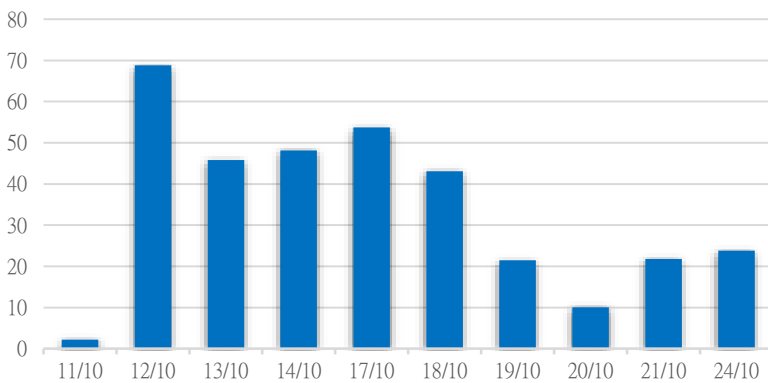
HSX 外資每日買/賣超



證券代碼	買超金額 (Mil.VND)	證券代碼	賣超金額 (Mil.VND)
FRT	38,672	STB	41,033
MSN	31,271	SAB	25,659
DCM	27,620	VND	23,008
VNM	23,937	HPG	22,768
HAG	19,841	NVL	21,360

HSX 外資買/賣超的前 5 名

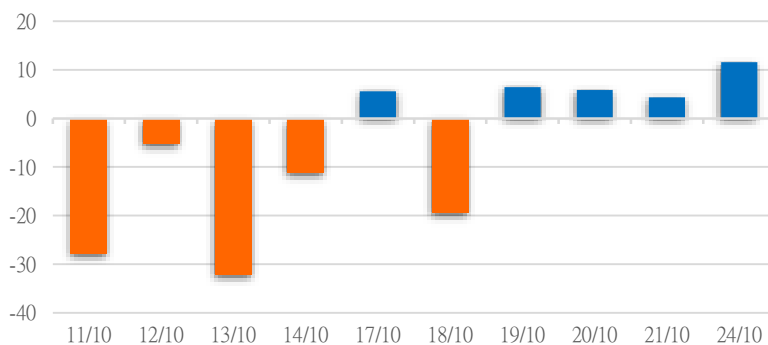
HNX 外資每日買/賣超



證券代碼	買超金額 (Mil.VND)	證券代碼	賣超金額 (Mil.VND)
PVS	17,653	IDC	1,445
PVI	1,623	EVS	412
BVS	1,402	DHT	385
L14	1,301	PCE	59
MBG	890	HGM	42

HNX 外資買/賣超的前 5 名

UPCOM 外資每日買/賣超



證券代碼	買超金額 (Mil.VND)	證券代碼	賣超金額 (Mil.VND)
OIL	3,530	ICN	80
VTP	2,361	MFS	75
QNS	2,163	PAT	48
BSR	1,717	VHG	36
MCH	475	PAS	30

UPCOM 外資買/賣超的前 5 名

源: FiinPro - YSVN

We Create Fortune

自營統計

證券代碼	買超金額 (Mil.VND)	證券代碼	賣超金額 (Mil.VND)
NKG	11,800	TCB	46,178
DBC	4,780	NVL	15,143
HSG	3,495	VPB	11,142
FUEVFNVD	3,471	E1VFN30	6,791
BCM	3,280	STB	6,420

HSX 自營交易最大前名

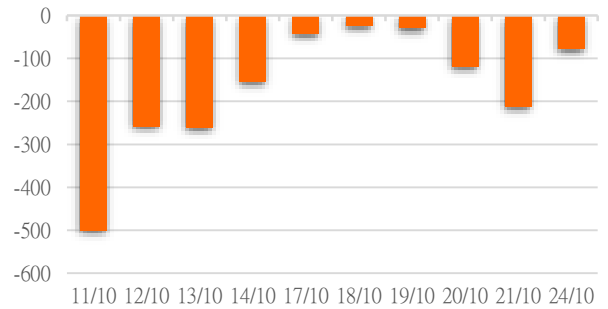
證券代碼	買超金額 (Mil.VND)	證券代碼	賣超金額 (Mil.VND)
		HGM	25,677
		PVS	109.5
		GKM	6.5

HNX 自營交易最大前名

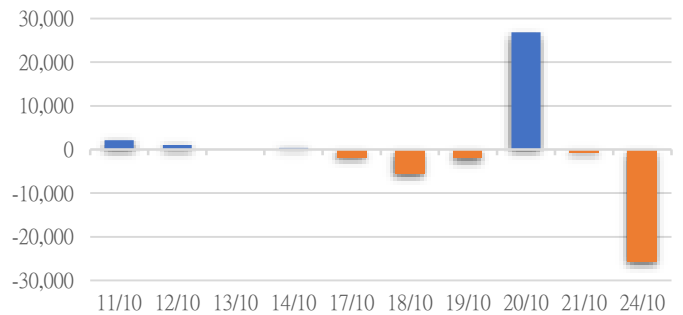
證券代碼	買超金額 (Mil.VND)	證券代碼	賣超金額 (Mil.VND)
DDV	1,582	PVP	1,353
C4G	839	VOC	95
QTP	350		

UPCoM 自營交易最大前名

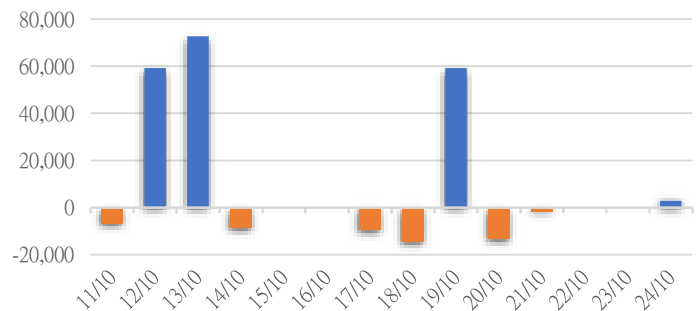
HSX 自營交易每日買/賣超 (BiL.VND)



HNX 自營交易每日買/賣超 (Mil.VND)



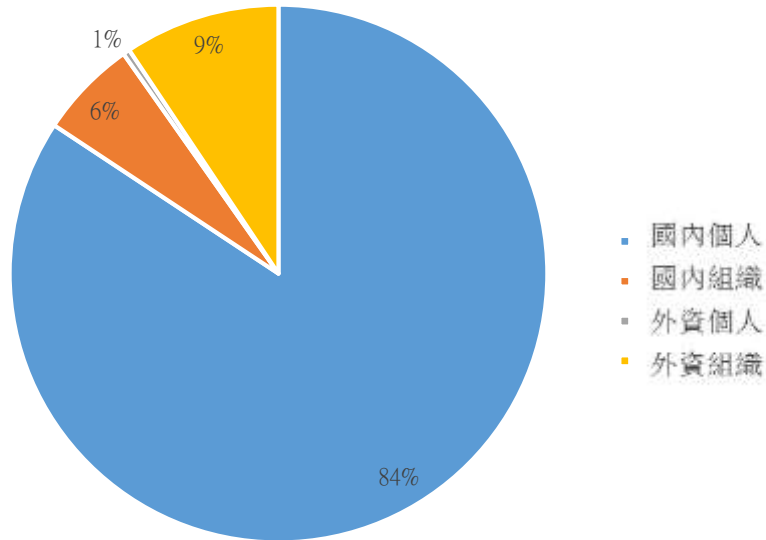
UPCoM 自營交易每日買/賣超 (Mil.VND)





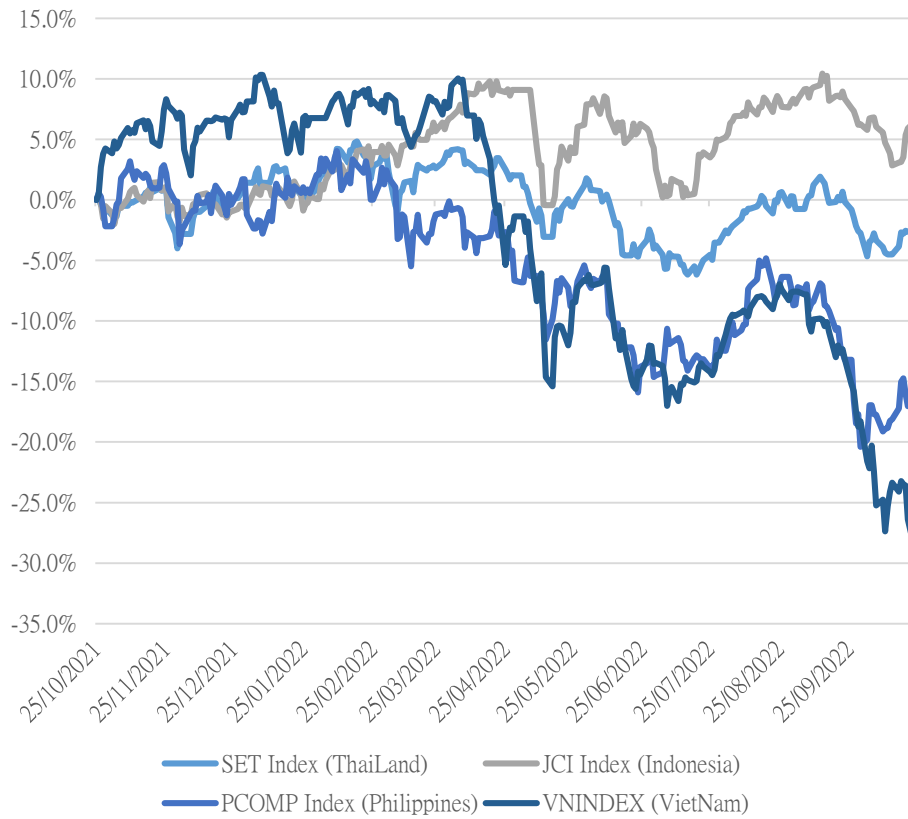
We Create Fortune

越南證券市場投資人類別統計



資料源: FiinPro - YSVN

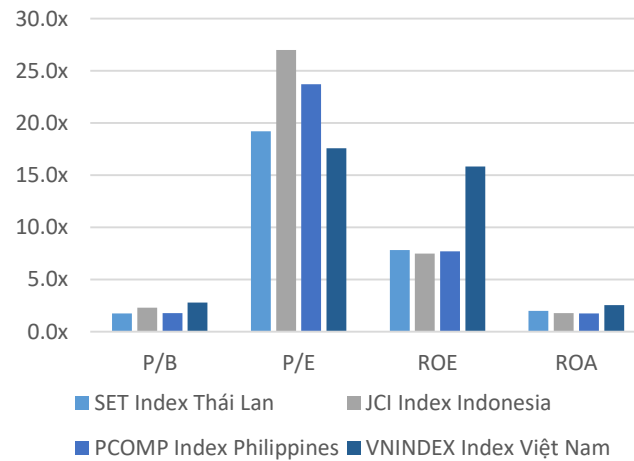
東南亞主要市場走勢比較



東南亞主要市場數據

		Thailand	Indonesia	Philippines	Vietnam
P/B		1.6x	2.1x	1.5x	1.6x
P/E		15.0x	15.07	15.6x	10.5x
ROE	%	9.72	14.53	10.07	15.57
ROA	%	2.48	3.73	2.29	2.55
Vốn hóa	Tỷ USD	500.46	598.84	143.46	163.77
GTGD	Triệu USD	1.19	0.74	0.05	0.46
LS cổ tức	%	2.86	2.61	2.17	1.91

源: Bloomberg & YSVN





We Create Fortune

元大證券（越南）公司

個人客戶分析部

Nguyễn Thế Minh
研究分析經理
+84 28 3622 6868 ext 3826
minh.nguyen@yuanta.com.vn

Lý Thị Hiền
研究分析主管
+84 28 3622 6868 ext 3908
hien.ly@yuanta.com.vn

Quách Đức Khánh
研究分析副主管
+84 28 3622 6868 ext 3833
khanh.quach@yuanta.com.vn

Khổng Hữu Hiệp
高級分析專員
+84 28 3622 6868 ext 3912
hiep.khong@yuanta.com.vn

Nguyễn Trịnh Ngọc Hồng
高級分析專員
+84 28 3622 6868 ext 3832
hong.nguyen@yuanta.com.vn

Phạm Tấn Phát
高級分析專員
+84 28 3622 6868 ext 3880
phat.pham@yuanta.com.vn

個人客戶業務部

Phạm Đắc Thành
北部分行經理
+84 28 3622 6868 ext 3416
thanh.pham@yuanta.com.vn

Võ Thị Thu Thủy
平陽分行經理
+84 28 3622 6868 ext 3505
thuy.vo@yuanta.com.vn

Lương Kỳ Ty
堤岸分行經理
+84 28 3622 6868 ext 3653
ty.luong@yuanta.com.vn

Bùi Quốc Phong
同奈分行經理
+84 28 3622 6868 ext 3701
phong.bui@yuanta.com.vn

Võ Đình Tuấn
峴港分行經理
+84 28 3622 6868 ext 3301
tuan.vo@yuanta.com.vn

Nguyễn Việt Quang
河內分行經理
+84 28 3622 6868 ext 3404
quang.nguyen@yuanta.com.vn

Đinh Thị Thu Cúc
頭頓分行經理
+84 28 3622 6868 ext 3203
cuc.dinh@yuanta.com.vn

Appendix A: Important Disclosures

Analyst Certification

Each research analyst primarily responsible for the content of this research report, in whole or in part, certifies that with respect to each security or issuer that the analyst covered in this report: (1) all of the views expressed accurately reflect his or her personal views about those securities or issuers; and (2) no part of his or her compensation was, is, or will be, directly or indirectly, related to the specific recommendations or views expressed by that research analyst in the research report.

Ratings Definitions

BUY: We have a positive outlook on the stock based on our expected absolute or relative return over the investment period. Our thesis is based on our analysis of the company's outlook, financial performance, catalysts, valuation and risk profile. We recommend investors add to their position.

HOLD-Outperform: In our view, the stock's fundamentals are relatively more attractive than peers at the current price. Our thesis is based on our analysis of the company's outlook, financial performance, catalysts, valuation and risk profile.

HOLD-Underperform: In our view, the stock's fundamentals are relatively less attractive than peers at the current price. Our thesis is based on our analysis of the company's outlook, financial performance, catalysts, valuation and risk profile.

SELL: We have a negative outlook on the stock based on our expected absolute or relative return over the investment period. Our thesis is based on our analysis of the company's outlook, financial performance, catalysts, valuation and risk profile. We recommend investors reduce their position.

Under Review: We actively follow the company, although our estimates, rating and target price are under review.

Restricted: The rating and target price have been suspended temporarily to comply with applicable regulations and/or Yuanta policies.

Note: Yuanta research coverage with a Target Price is based on an investment period of 12 months. Greater China Discovery Series coverage does not have a formal 12 month Target Price and the recommendation is based on an investment period specified by the analyst in the report.

Global Disclaimer

© 2018 Yuanta. All rights reserved. The information in this report has been compiled from sources we believe to be reliable, but we do not hold ourselves responsible for its completeness or accuracy. It is not an offer to sell or solicitation of an offer to buy any securities. All opinions and estimates included in this report constitute our judgment as of this date and are subject to change without notice.

This report provides general information only. Neither the information nor any opinion expressed herein constitutes an offer or invitation to make an offer to buy or sell securities or other investments. This material is prepared for general circulation to clients and is not intended to provide tailored investment advice and does not take into account the individual financial situation and objectives of any specific person who may receive this report. Investors should seek financial advice regarding the appropriateness of investing in any securities, investments or investment strategies discussed or recommended in this report. The information contained in this report has been compiled from sources believed to be reliable but no representation or warranty, express or implied, is made as to its accuracy, completeness or correctness. This report is not (and should not be construed as) a solicitation to act as securities broker or dealer in any jurisdiction by any person or company that is not legally permitted to carry on such business in that jurisdiction.

Yuanta research is distributed in the United States only to Major U.S. Institutional Investors (as defined in Rule 15a-6 under the Securities Exchange Act of 1934, as amended and SEC staff interpretations thereof). All transactions by a US person in the securities mentioned in this report must be effected through a registered broker-dealer under Section 15 of the Securities Exchange Act of 1934, as amended. Yuanta research is distributed in Taiwan by Yuanta Securities Investment Consulting. Yuanta research is distributed in Hong Kong by Yuanta Securities (Hong Kong) Co. Limited, which is licensed in Hong Kong by the Securities and Futures Commission for regulated activities, including Type 4 regulated activity (advising on securities). In Hong Kong, this research report may not be redistributed, retransmitted or disclosed, in whole or in part or and any form or manner, without the express written