

當日市場：市場供需處於平衡的狀態


2022/10/27

市場走勢


市場指數	VNI	HNI	UPCOM
收盤	993.36	205.95	75.85
%日	-0.44%	-1.00%	-0.52%
%週	-6.29%	-9.63%	-5.97%
%月	-15.41%	-19.45%	-12.49%
%年	-28.62%	-48.23%	-25.55%
成交值(Bil.VND)			
當日	9,763	1,044	442
日均量/週	11,143	971	448
日均量/月	11,991	1,059	549
外資進出			
買進	625.93	21.68	11.26
賣出	682.74	4.11	8.90
買賣超	-56.81	17.57	2.36
市場漲跌家數			
上漲	138	57	149
下跌	305	118	107
持平	56	73	84
市場指標			
P/E	10.44	12.09	11.95
總市值 (兆盾)	4,005	253	1,027
股息殖利率	1.70%	4.91%	3.31%

資料源: Bloomberg - YSVN

VNINDEX



HNIINDEX



市場走勢

指數在盤中處於強勁震盪的階段，但供需仍保持平衡的狀態。VN-Index 收跌 0.44%，止於 993.36 點，HNX-Index 下跌 1%，Upcom-Index 下跌 0.52%。3 大市場的交易額急劇下降至僅 6 兆 6,800 億越南盾。

大型股錄得短期試供，但供需相當平衡。銀行股錄得 LPB (3.5%)、VBP (6%) 或 EIB (6.9%) 的復甦。另一方面，房地產和證券股繼續被強勁拋售，如 VHM (-2.5%)、VIC (-2.3%)、VRE (-3.5%)、SSI (-1.3%)、VND (-7%)、VIX (-4.5%) 等。值得關注是 KDH (3.3%)、NLG (2.3%) 在大幅下跌後反轉上漲。

中小型股在近期繼續被強勁拋售，如 VGC、DXG、DIG、PVD、HDG 等股票跌停。

外資在整個市場賣超 350 億越南盾。VHM (580 億)、CTG (360 億)、KDH (220 億) 被拋售最多的股票。另一方面，MSN (480 億)、GMD (220 億)、IDC (150 億) 在買超方面領先。

市場短期觀點

我們認為 VN-Index 在下個交易日可能會繼續在 1,000 點的日均線附近波動。同時，市場仍處於短期調整階段，因此市場在未來幾個交易日可能會繼續在窄幅震盪，現金流可能在各類股票出現分化。此外，短期情緒指標繼續小幅下跌，並進入過度悲觀區域。大盤短期走勢仍為下跌。因此，我們建議短期投資者可以繼續觀察市場，並在此期間不應新買。

請在 <https://ysradar.yuanta.com.vn/> 查看有關股票的信號。

We Create Fortune

技術分析圖



指數技術分析圖 VN-Index



指數技術分析圖 HNX-Index

指數	短期趨勢	中期趨勢	阻力區 1	阻力區 2	支撐區 1	支撐區 2
VN-Index	下跌	下跌	1310	1500	1270	1200
HNX-Index	下跌	下跌	470	500	300	180
VN30	下跌	下跌	1320	1570	1285	960
VNMidcaps	下跌	下跌	1,730	1800	1650	963
VNSmallcaps	下跌	下跌	1430	1450	1400	804

We Create Fortune

胡志明市交易所 (HSX)

	收盤	漲跌%
VNI	993.36	-0.44%
VN30	990.41	-0.11%
VN Mid	1285.71	-0.79%
VN Small	1094.89	-1.71%

河內交易所 (HSX)

	收盤	漲跌%
HNI	205.95	-1.00%
HN30	333.89	-1.71%
VNX AllSh	958.55	-0.42%

UPCOM 市場 (UPCoM)

	收盤	漲跌%
UPCoM	75.85	-0.52%

外資交易	成交值 (BiL.VND)
買進	625.93
賣出	682.74
買超/賣超	-56.81

外資交易	成交值 (BiL.VND)
買進	21.68
賣出	4.11
買超/賣超	17.57

外資交易	成交值 (BiL.VND)
買進	11.26
賣出	8.90
買超/賣超	2.36

上漲排名/ 股碼	漲跌(VND)	漲跌%
SGR	1050	6.95%
NBB	800	5.26%
EVF	390	5.19%
MSN	3000	4.00%
VHC	2600	3.88%

上漲排名/ 股碼	漲跌(VND)	漲跌%
IPA	900	9.47%
VCS	2100	4.51%
LAS	300	3.85%
TAR	200	1.33%
SCG	700	1.07%

上漲排名/ 股碼	漲跌(VND)	漲跌%
DVN	835	5.32%
PAT	4338	4.36%
TCI	215	3.07%
SKH	705	2.91%
VCR	635	2.75%

下跌排名/ 股碼	漲跌(VND)	漲跌%
BCG	-550	-7.00%
GIL	-1950	-6.99%
KBC	-1300	-6.99%
VND	-800	-6.99%
LDG	-370	-6.98%

下跌排名/ 股碼	漲跌(VND)	漲跌%
CEO	-1200	-10.00%
L18	-2300	-9.96%
HLD	-2800	-9.89%
L14	-3700	-9.81%
APS	-600	-8.45%

下跌排名/ 股碼	漲跌(VND)	漲跌%
BDT	-5498	-14.86%
SIP	-3203	-2.90%
OIL	-165	-1.90%
VGT	-176	-1.48%
NTC	-2198	-1.47%

*備註: 市值>5,000 億盾; 成交值>15 億盾

市值排名/ 股碼	BiL.VND
VCB	330,803
VIC	213,962
GAS	205,175
VHM	194,205
VNM	158,837

市值排名/ 股碼	BiL.VND
KSF	22,380
THD	14,315
IDC	13,893
BAB	11,387
PVS	10,133

市值排名/ 股碼	BiL.VND
ACV	159,923
VGI	69,630
VEA	57,985
BSR	54,256
MCH	50,648

交易量排名/ 股碼	成交值	30 日均
VND	32,240,600	20,487,538
EIB	18,005,369	1,654,996
SHB	16,580,800	10,444,969
DXG	16,033,700	9,994,356
HPG	12,022,500	25,704,708

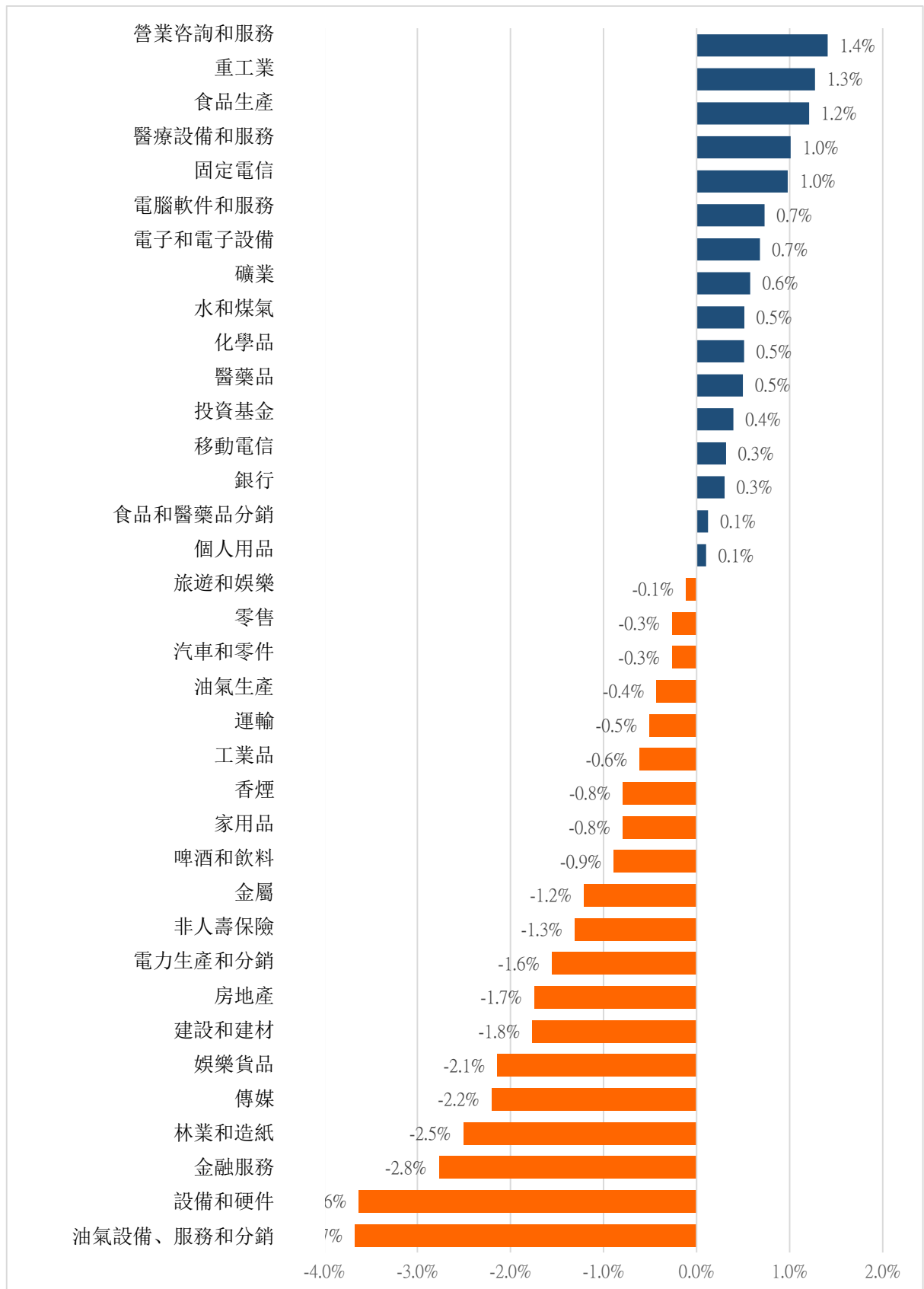
交易量排名/ 股碼	成交值	30 日均
CEO	9,288,026	4,269,322
PVS	3,852,488	7,465,561
SHS	3,777,610	9,579,758
SVN	3,003,600	5,126
HUT	2,596,868	2,398,572

交易量排 名/股碼	成交值	30 日均
BSR	2,643,958	7,235,919
ABB	1,098,630	1,254,630
VHG	1,002,981	1,520,234
LCM	696,591	433,078
SBS	627,929	1,123,875

資料源: Bloomberg & Yuanta Research

We Create Fortune

各行業板塊的交易走勢

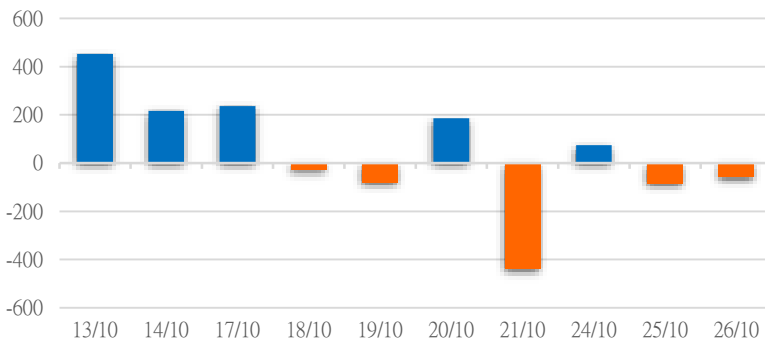


資料源: FinPro - YSVN

We Create Fortune

外資買進賣統計

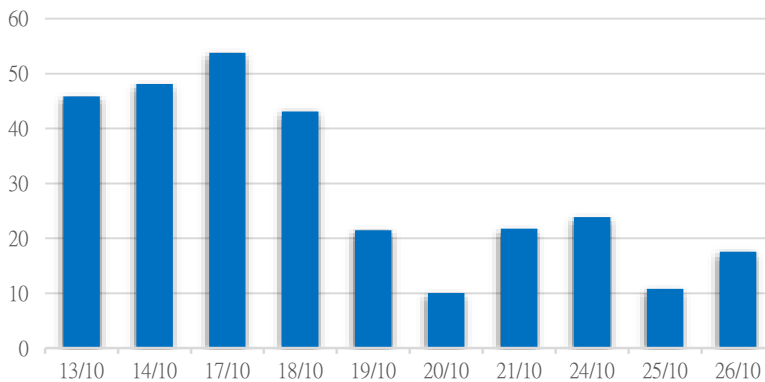
HSX 外資每日買/賣超



證券代碼	買超金額 (Mil.VND)	證券代碼	賣超金額 (Mil.VND)
MSN	48,479	VHM	58,140
GMD	22,361	CTG	35,592
HDG	14,420	KDH	22,245
FUEVFNVD	13,058	VND	18,758
PVD	9,194	VIC	16,598

HSX 外資買/賣超的前 5 名

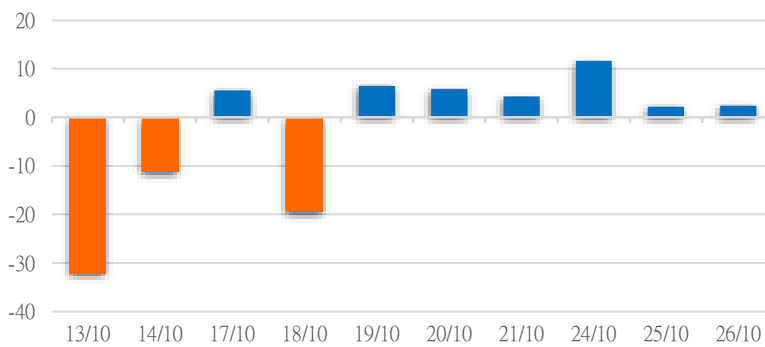
HNX 外資每日買/賣超



證券代碼	買超金額 (Mil.VND)	證券代碼	賣超金額 (Mil.VND)
IDC	15,484	HLD	1,935
PVS	2,460	VNC	1,700
BAX	1,104	BCC	396
PVI	542	MBG	19
L14	516	CLH	16

HNX 外資買/賣超的前 5 名

UPCOM 外資每日買/賣超



證券代碼	買超金額 (Mil.VND)	證券代碼	賣超金額 (Mil.VND)
QNS	2,159	VEA	1,184
MCH	796	VTP	782
MCM	532	NTC	584
ACV	431	HD6	416
HU4	390	HD2	390

UPCOM 外資買/賣超的前 5 名

源: FiinPro - YSVN

We Create Fortune

自營統計

證券代碼	買超金額 (Mil.VND)	證券代碼	賣超金額 (Mil.VND)
FUEVFNVD	50,417	E1VFN30	42,822
HPG	10,227	TCB	15,649
VNM	9,996	NVL	9,553
VIC	8,691	DHC	3,624
GMD	8,117	FUEDCMD	2,587

HSX 自營交易最大前名

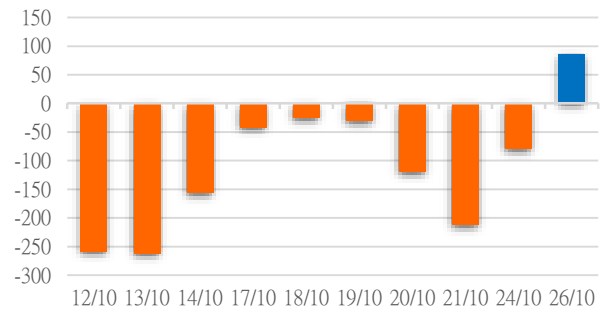
證券代碼	買超金額 (Mil.VND)	證券代碼	賣超金額 (Mil.VND)
GKM	359.19	PVS	320
		GMX	2.4
		GLT	1.8
		EID	1.7
		HJS	1.7

HNX 自營交易最大前名

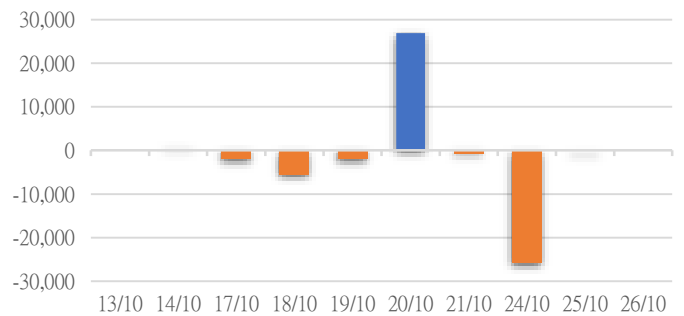
證券代碼	買超金額 (Mil.VND)	證券代碼	賣超金額 (Mil.VND)
		MCM	1,750
		SIP	1,082
		PVP	423.1

UPCoM 自營交易最大前名

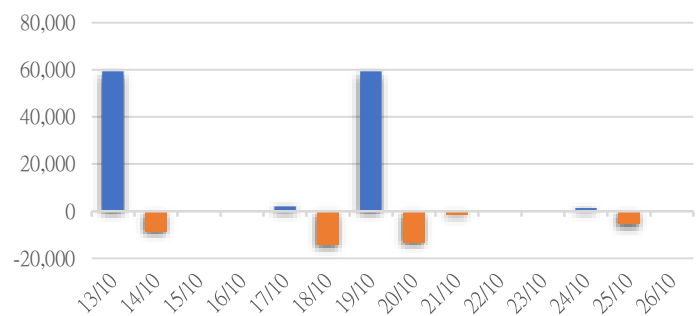
HSX 自營交易每日買/賣超
(Bil.VND)



HNX 自營交易每日買/賣超
(Mil.VND)



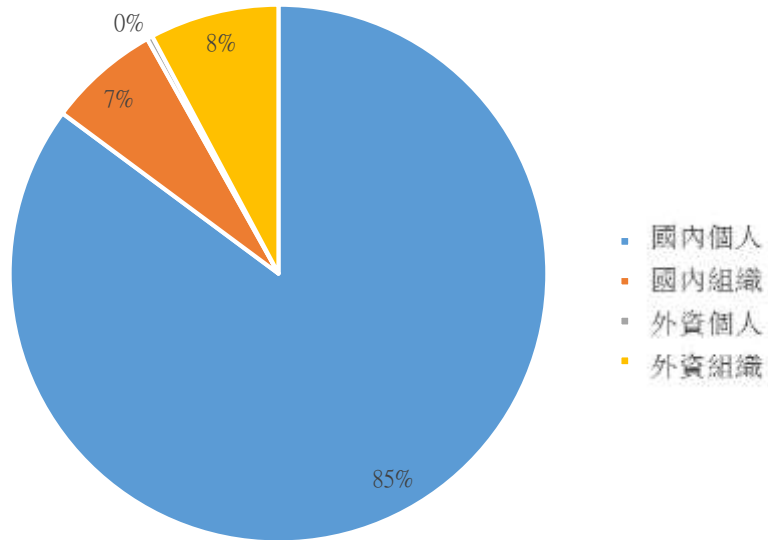
UPCoM 自營交易每日買/賣超
(Mil.VND)





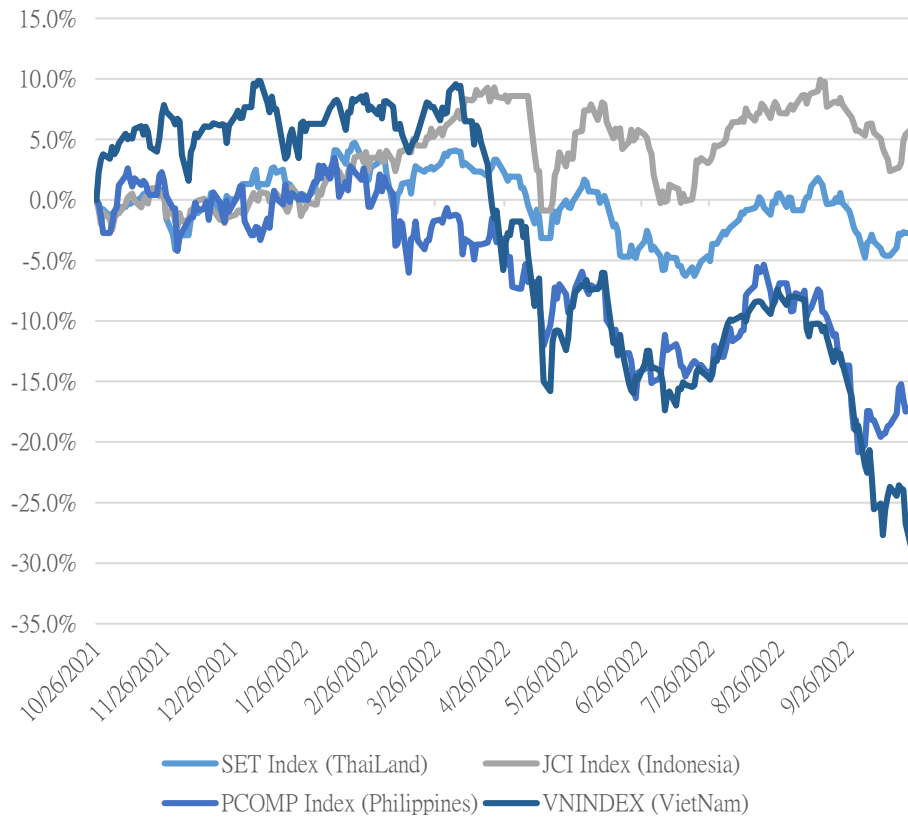
We Create **Fortune**

越南證券市場投資人類別統計



資料源: FiinPro - YSVN

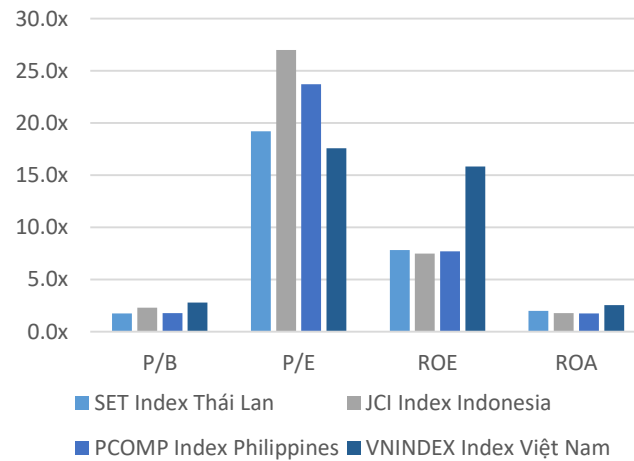
東南亞主要市場走勢比較



東南亞主要市場數據

		Thailand	Indonesia	Philippines	Vietnam
P/B		1.6x	2.1x	1.5x	1.6x
P/E		15.0x	14.96	15.8x	10.5x
ROE	%	9.75	14.62	10.08	15.65
ROA	%	2.49	3.76	2.29	2.56
Vốn hóa	Tỷ USD	512.22	602.46	146.62	160.14
GTGD	Triệu USD	1.58	0.77	0.06	0.44
LS cổ tức	%	2.84	2.61	2.14	1.90

源: Bloomberg & YSVN





We Create Fortune

元大證券（越南）公司

個人客戶分析部

Nguyễn Thế Minh
研究分析經理
+84 28 3622 6868 ext 3826
minh.nguyen@yuanta.com.vn

Lý Thị Hiền
研究分析主管
+84 28 3622 6868 ext 3908
hien.ly@yuanta.com.vn

Quách Đức Khánh
研究分析副主管
+84 28 3622 6868 ext 3833
khanh.quach@yuanta.com.vn

Khổng Hữu Hiệp
高級分析專員
+84 28 3622 6868 ext 3912
hiep.khong@yuanta.com.vn

Nguyễn Trịnh Ngọc Hồng
高級分析專員
+84 28 3622 6868 ext 3832
hong.nguyen@yuanta.com.vn

Phạm Tấn Phát
高級分析專員
+84 28 3622 6868 ext 3880
phat.pham@yuanta.com.vn

個人客戶業務部

Phạm Đắc Thành
北部分行經理
+84 28 3622 6868 ext 3416
thanh.pham@yuanta.com.vn

Võ Thị Thu Thủy
平陽分行經理
+84 28 3622 6868 ext 3505
thuy.vo@yuanta.com.vn

Lương Kỳ Ty
堤岸分行經理
+84 28 3622 6868 ext 3653
ty.luong@yuanta.com.vn

Bùi Quốc Phong
同奈分行經理
+84 28 3622 6868 ext 3701
phong.bui@yuanta.com.vn

Võ Đình Tuấn
峴港分行經理
+84 28 3622 6868 ext 3301
tuan.vo@yuanta.com.vn

Nguyễn Việt Quang
河內分行經理
+84 28 3622 6868 ext 3404
quang.nguyen@yuanta.com.vn

Đinh Thị Thu Cúc
頭頓分行經理
+84 28 3622 6868 ext 3203
cuc.dinh@yuanta.com.vn

Appendix A: Important Disclosures

Analyst Certification

Each research analyst primarily responsible for the content of this research report, in whole or in part, certifies that with respect to each security or issuer that the analyst covered in this report: (1) all of the views expressed accurately reflect his or her personal views about those securities or issuers; and (2) no part of his or her compensation was, is, or will be, directly or indirectly, related to the specific recommendations or views expressed by that research analyst in the research report.

Ratings Definitions

BUY: We have a positive outlook on the stock based on our expected absolute or relative return over the investment period. Our thesis is based on our analysis of the company's outlook, financial performance, catalysts, valuation and risk profile. We recommend investors add to their position.

HOLD-Outperform: In our view, the stock's fundamentals are relatively more attractive than peers at the current price. Our thesis is based on our analysis of the company's outlook, financial performance, catalysts, valuation and risk profile.

HOLD-Underperform: In our view, the stock's fundamentals are relatively less attractive than peers at the current price. Our thesis is based on our analysis of the company's outlook, financial performance, catalysts, valuation and risk profile.

SELL: We have a negative outlook on the stock based on our expected absolute or relative return over the investment period. Our thesis is based on our analysis of the company's outlook, financial performance, catalysts, valuation and risk profile. We recommend investors reduce their position.

Under Review: We actively follow the company, although our estimates, rating and target price are under review.

Restricted: The rating and target price have been suspended temporarily to comply with applicable regulations and/or Yuanta policies.

Note: Yuanta research coverage with a Target Price is based on an investment period of 12 months. Greater China Discovery Series coverage does not have a formal 12 month Target Price and the recommendation is based on an investment period specified by the analyst in the report.

Global Disclaimer

© 2018 Yuanta. All rights reserved. The information in this report has been compiled from sources we believe to be reliable, but we do not hold ourselves responsible for its completeness or accuracy. It is not an offer to sell or solicitation of an offer to buy any securities. All opinions and estimates included in this report constitute our judgment as of this date and are subject to change without notice.

This report provides general information only. Neither the information nor any opinion expressed herein constitutes an offer or invitation to make an offer to buy or sell securities or other investments. This material is prepared for general circulation to clients and is not intended to provide tailored investment advice and does not take into account the individual financial situation and objectives of any specific person who may receive this report. Investors should seek financial advice regarding the appropriateness of investing in any securities, investments or investment strategies discussed or recommended in this report. The information contained in this report has been compiled from sources believed to be reliable but no representation or warranty, express or implied, is made as to its accuracy, completeness or correctness. This report is not (and should not be construed as) a solicitation to act as securities broker or dealer in any jurisdiction by any person or company that is not legally permitted to carry on such business in that jurisdiction.

Yuanta research is distributed in the United States only to Major U.S. Institutional Investors (as defined in Rule 15a-6 under the Securities Exchange Act of 1934, as amended and SEC staff interpretations thereof). All transactions by a US person in the securities mentioned in this report must be effected through a registered broker-dealer under Section 15 of the Securities Exchange Act of 1934, as amended. Yuanta research is distributed in Taiwan by Yuanta Securities Investment Consulting. Yuanta research is distributed in Hong Kong by Yuanta Securities (Hong Kong) Co. Limited, which is licensed in Hong Kong by the Securities and Futures Commission for regulated activities, including Type 4 regulated activity (advising on securities). In Hong Kong, this research report may not be redistributed, retransmitted or disclosed, in whole or in part or and any form or manner, without the express written