

當日市場：指數在連續第 5 個交易日上漲


2022/12/01

市場走勢


市場指數	VNI	HNI	UPCOM
收盤	1,048.42	208.79	70.87
%日	1.58%	0.27%	0.70%
%週	10.83%	9.31%	4.76%
%月	2.05%	-2.31%	-6.86%
%年	-29.09%	-54.42%	-37.89%
成交值(Bil.VND)			
當日	9,763	1,044	442
日均量/週	14,003	1,026	436
日均量/月	11,641	907	430
外資進出			
買進	2,986.69	54.93	12.18
賣出	1,330.02	6.07	2.74
買賣超	1,656.67	48.86	9.44
市場漲跌家數			
上漲	138	123	149
下跌	305	60	107
持平	56	73	84
市場指標			
P/E	10.76	12.17	10.77
總市值 (兆盾)	4,149	251	986
股息殖利率	1.93%	6.32%	3.81%

資料源: Bloomberg - YSVN

VNINDEX



HNIINDEX



市場走勢

所有指數的上漲趨勢均擴大至連續第 5 個交易日。具體而言，VN-Index 收於 1048.42 點，上漲 1.58%，HNX-Index 上漲 0.27%，Upcom-Index 上漲 0.7%。3 大市場的交易額均達到 15 兆 8,150 億越南盾。

上漲趨勢在銀行、房地產股之間移動，如 VIB、NVL、KDH、PDR 在當日漲停，VPB (+4%)、TCB (+2.8%)、HPG (+5.7%)、MSN (+3%)、MWG (+3%) 等是指數上漲的主要貢獻者。此外，VIC 和 VHM 在 ATC 內也大幅上漲，則可能是由於 ETF Fubon 的買進。另一方面，GAS、CTG、ACB、PLX、VNM 小幅下跌，但跌幅不到 2%。

在中小型股中，值得關注是 HPX (+6.9%) 在一系列交易日下跌後漲停。儘管遇到震盪的壓力，但 ITA、BCG、DXG、DIG、DGC 等許多股票仍保持積極上漲勢頭。

外資在整個市場強勁買超超過 1 兆 7,140 億越南盾。HPG (4,680 億)、VHM (2,530 億)、FUEVFNND (1,570 億) 是買進最佳的股票。另一方面，HPX (3,270 億)、DXG (230 億)、TCH (170 億) 被拋售最多的股票。

市場短期觀點

我們認為市場可能會保持上漲勢頭，VN-Index 可能會繼續在 1,072 點最近的阻力位。同時，大型股出現進入積極劇烈波動期的跡象，顯示大盤的短期上漲趨勢可能更加明顯，現金流可能會在這檔股票增加。此外，情緒指標繼續大幅上漲，顯示新的買進機會繼續增加，短期風險仍然較低。

大盤短期趨勢仍然上漲。因此，我們建議短期投資者可以繼續利用調整以買進新股，並增加持股比例。

請在 <https://ysradar.yuanta.com.vn/> 查看有關股票的信號。

We Create Fortune

技術分析圖



指數技術分析圖 VN-Index



指數技術分析圖 HNX-Index

指數	短期趨勢	中期趨勢	阻力區 1	阻力區 2	支撐區 1	支撐區 2
VN-Index	上漲	下跌	1018	1030	870	800
HNX-Index	上漲	下跌	197	210	189	160
VN30	上漲	下跌	1020	1110	980	960
VNMidcaps	上漲	下跌	1,030	1200	963	900
VNSmallcaps	上漲	下跌	1000	1150	804	750

We Create Fortune

胡志明市交易所 (HSX)

	收盤	漲跌%
VNI	1048.42	1.58%
VN30	1049.21	1.96%
VN Mid	1275.74	2.31%
VN Small	1088.48	1.69%

河內交易所 (HSX)

	收盤	漲跌%
HNI	208.79	0.27%
HN30	345.36	0.03%
VNX AllSh	992.89	2.03%

UPCOM 市場 (UPCoM)

	收盤	漲跌%
UPCoM	70.87	0.70%

外資交易	成交值 (BiL.VND)
買進	2986.69
賣出	1330.02
買超/賣超	1656.67

外資交易	成交值 (BiL.VND)
買進	54.93
賣出	6.07
買超/賣超	48.86

外資交易	成交值 (BiL.VND)
買進	12.18
賣出	2.74
買超/賣超	9.44

上漲排名/股碼	漲跌(VND)	漲跌%
MIG	1050	7.00%
DPG	1900	6.99%
BCG	460	6.97%
LCG	440	6.96%
ITA	250	6.94%

上漲排名/股碼	漲跌(VND)	漲跌%
L14	4600	9.81%
CEO	1600	9.64%
API	1100	9.57%
TAR	1100	9.48%
IDJ	800	9.30%

上漲排名/股碼	漲跌(VND)	漲跌%
SBS	259	4.63%
NAB	332	4.05%
VOC	707	3.97%
BSR	304	2.13%
OIL	141	1.78%

下跌排名/股碼	漲跌(VND)	漲跌%
CLC	-1600	-4.85%
HAH	-1500	-4.64%
FIR	-1400	-2.87%
TTF	-130	-2.83%
BAF	-450	-2.50%

下跌排名/股碼	漲跌(VND)	漲跌%
THD	-3100	-7.42%
EVS	-700	-5.19%
CSC	-2000	-4.00%
NDN	-200	-2.50%
TIG	-100	-1.35%

下跌排名/股碼	漲跌(VND)	漲跌%
DSC	-4571	-12.84%
VLB	-4159	-11.72%
FOX	-1598	-3.16%
KLB	-392	-2.42%
SIP	-1506	-2.04%

*備註: 市值>5,000 億盾; 成交值>15 億盾

市值排名/股碼	BiL.VND
VCB	377,655
VIC	264,687
VHM	231,217
GAS	214,362
BID	207,399

市值排名/股碼	BiL.VND
KSF	21,060
THD	14,630
IDC	11,550
BAB	10,981
PVS	10,085

市值排名/股碼	BiL.VND
ACV	180,232
VGI	62,581
VEA	50,682
MCH	50,511
BSR	44,191

交易量排名/股碼	成交值	30 日均
HPX	165,259,200	361,320
NVL	95,135,061	13,917,742
HPG	57,899,300	47,880,072
LPB	52,722,963	12,271,244
VND	36,162,100	22,777,741

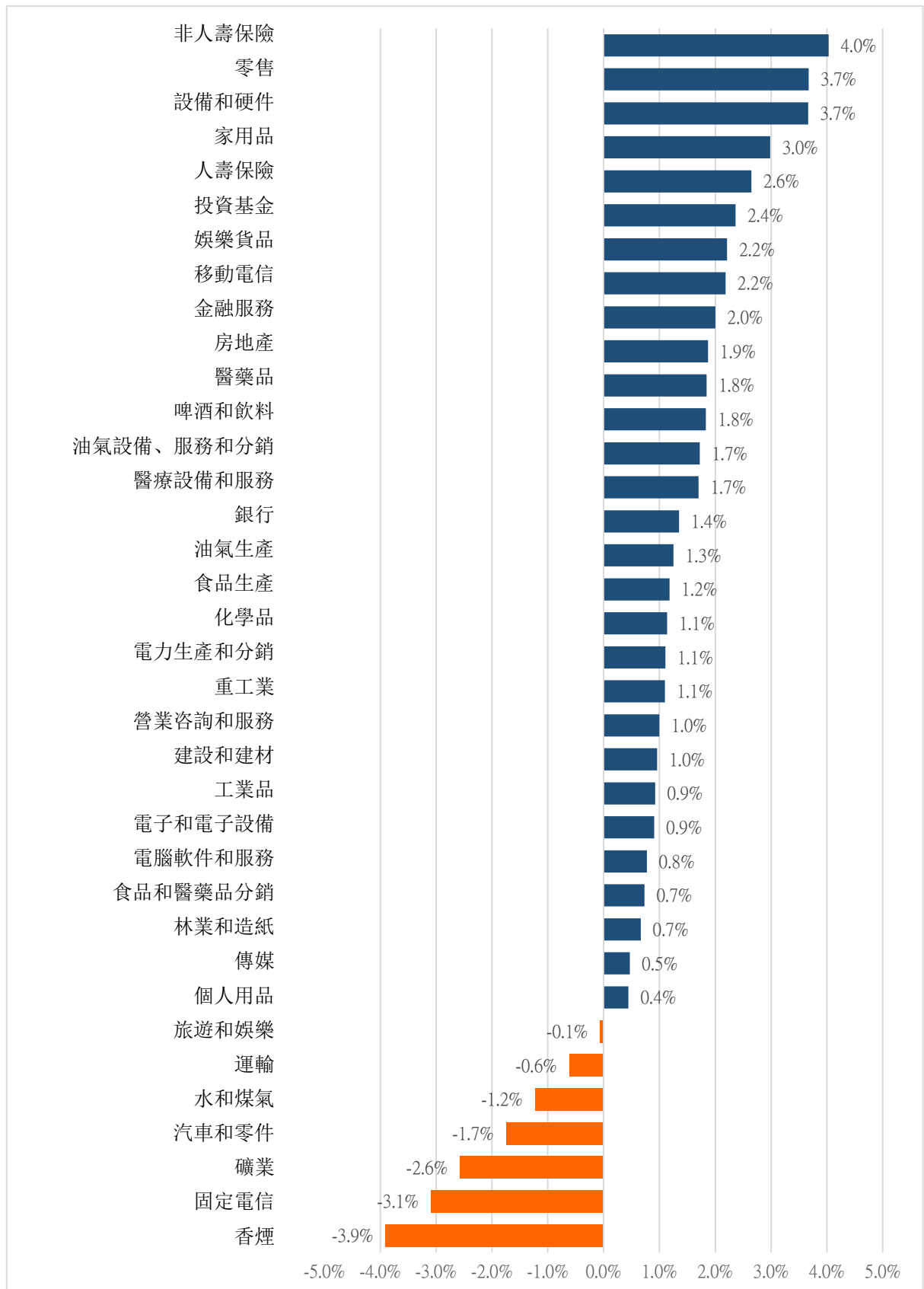
交易量排名/股碼	成交值	30 日均
SHS	25,255,061	14,502,739
CEO	7,665,732	7,944,968
PVS	6,720,408	7,504,704
IDC	4,440,977	4,395,520
IDJ	3,156,913	2,188,789

交易量排名/股碼	成交值	30 日均
BSR	6,999,569	7,772,464
VHG	5,163,666	2,086,246
SBS	3,072,243	2,160,855
DDV	2,108,064	903,473
C4G	1,588,091	1,205,023

資料源: Bloomberg & Yuanta Research

We Create Fortune

各行業板塊的交易走勢

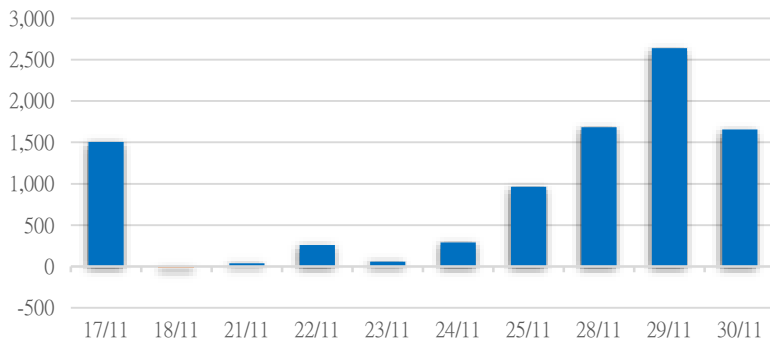


資料源: FinPro - YSVN

We Create Fortune

外資買進賣統計

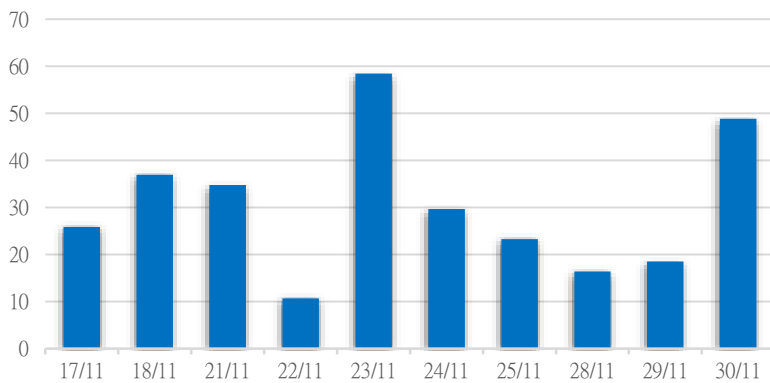
HSX 外資每日買/賣超



證券代碼	買超金額 (Mil.VND)	證券代碼	賣超金額 (Mil.VND)
HPG	467,583	HPX	326,899
VHM	252,672	DXG	23,046
FUEVFNVD	158,576	TCH	17,615
VIC	129,600	BCM	15,021
SSI	121,373	VNM	8,171

HSX 外資買/賣超的前 5 名

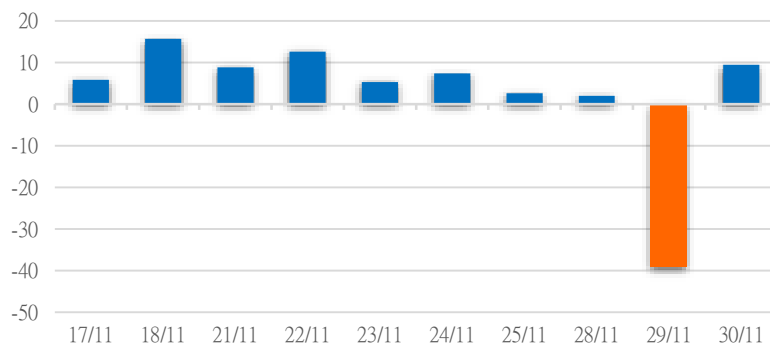
HNX 外資每日買/賣超



證券代碼	買超金額 (Mil.VND)	證券代碼	賣超金額 (Mil.VND)
IDC	32,566	THD	2,007
PVI	5,185	EVS	14
PVS	3,944	MBS	12
CEO	3,161	APS	11
PLC	1,938	KTS	7

HNX 外資買/賣超的前 5 名

UPCOM 外資每日買/賣超



證券代碼	買超金額 (Mil.VND)	證券代碼	賣超金額 (Mil.VND)
OIL	1,615	VEA	456
QNS	1,484	BDT	283
ACV	951	ICN	102
BSR	936	DDV	47
TED	875	GND	35

UPCOM 外資買/賣超的前 5 名

源: FiinPro - YSVN

We Create Fortune

自營統計

證券代碼	買超金額 (Mil.VND)	證券代碼	賣超金額 (Mil.VND)
NVL	647,531	FUEVFNVD	266,094
VHM	220,181	VCB	12,808
VPB	17,530	CTG	10,969
E1VFN30	15,694	STB	10,270
PNJ	15,446	VRE	9,409

HSX 自營交易最大前名

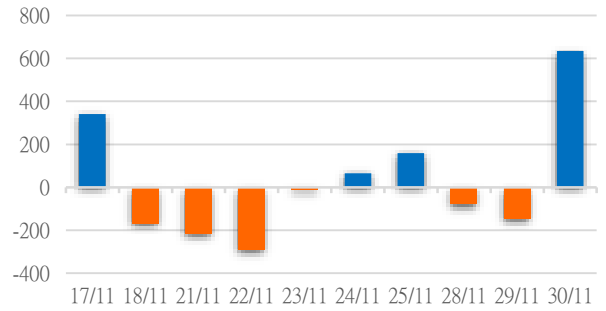
證券代碼	買超金額 (Mil.VND)	證券代碼	賣超金額 (Mil.VND)
NVB	90.27	DVM	287
		GKM	236.5
		THD	4.2
		TNG	1.4
		AME	0.7

HNX 自營交易最大前名

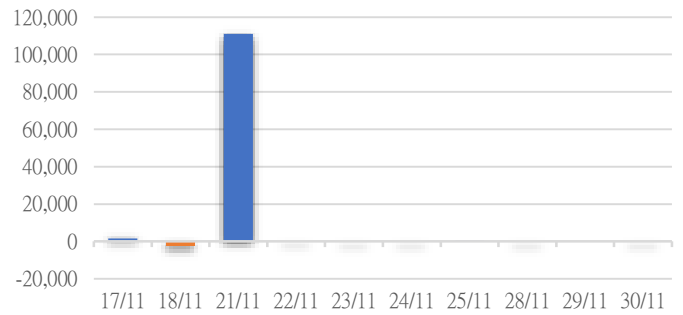
證券代碼	買超金額 (Mil.VND)	證券代碼	賣超金額 (Mil.VND)
ACV	39,650	DDV	10,353
QTP	1,286	VCR	1
		SHC	0.5
		HPB	0.3
		CT6	0.2

UPCoM 自營交易最大前名

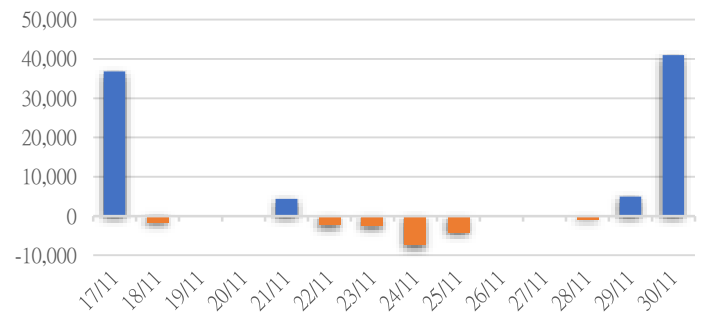
HSX 自營交易每日買/賣超 (Bil.VND)



HNX 自營交易每日買/賣超 (Mil.VND)



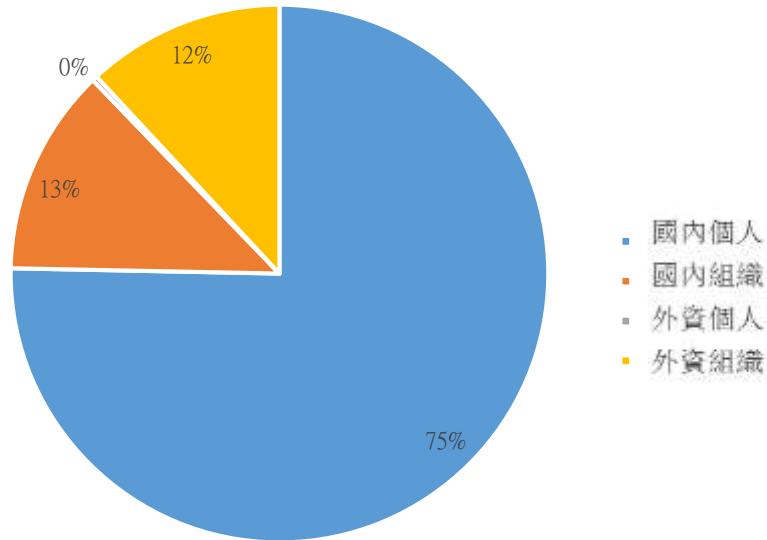
UPCoM 自營交易每日買/賣超 (Mil.VND)





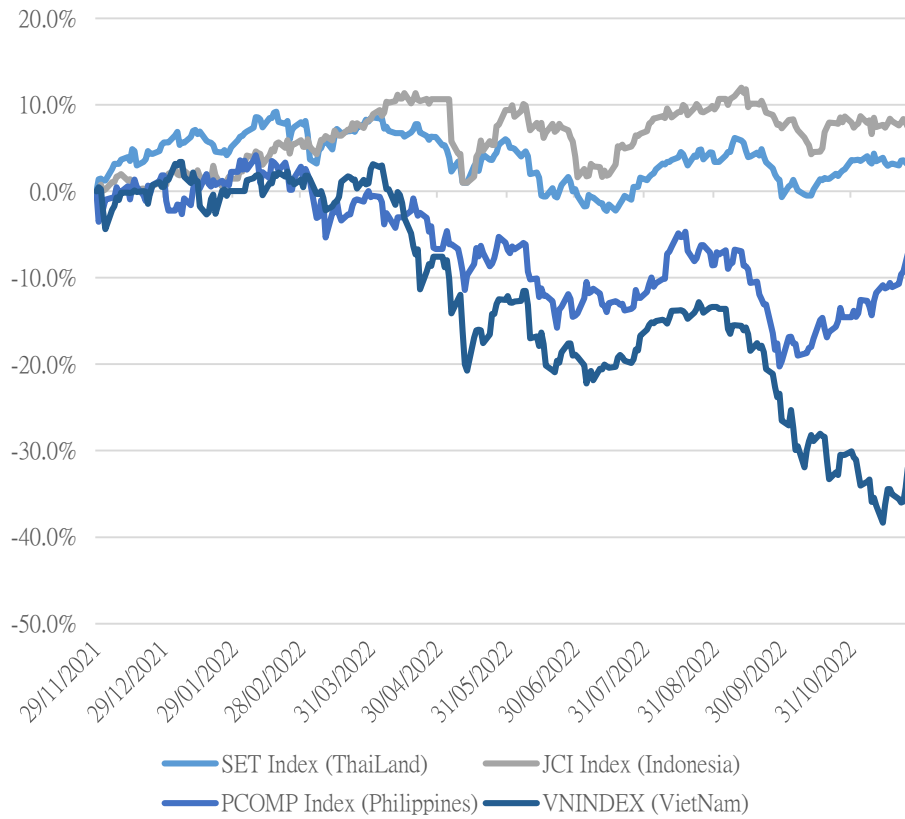
We Create **Fortune**

越南證券市場投資人類別統計



資料源: FiinPro - YSVN

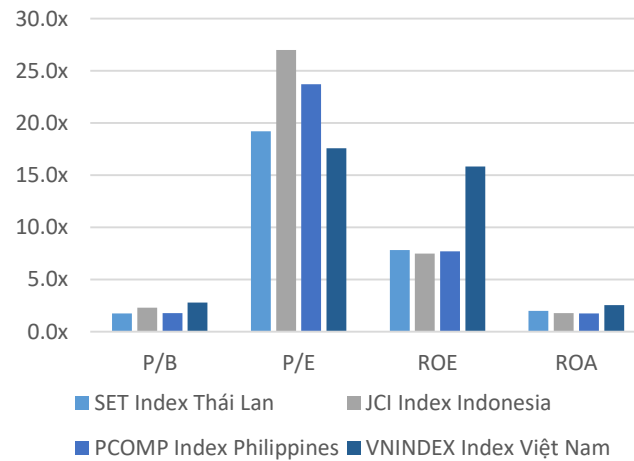
東南亞主要市場走勢比較



東南亞主要市場數據

		Thailand	Indonesia	Philippines	Vietnam
P/B		1.6x	2.0x	1.7x	1.7x
P/E		15.3x	13.68	15.7x	11.0x
ROE	%	9.36	5.23	10.98	15.45
ROA	%	2.36	1.43	2.47	2.50
Vốn hóa	Tỷ USD	559.36	603.00	167.09	167.13
GTGD	Triệu USD	1.32	0.68	0.38	0.66
LS cổ tức	%	2.81	2.65	2.05	1.85

源: Bloomberg & YSVN





We Create Fortune

元大證券（越南）公司

個人客戶分析部

Nguyễn Thế Minh
研究分析經理
+84 28 3622 6868 ext 3826
minh.nguyen@yuanta.com.vn

Lý Thị Hiền
研究分析主管
+84 28 3622 6868 ext 3908
hien.ly@yuanta.com.vn

Quách Đức Khánh
研究分析副主管
+84 28 3622 6868 ext 3833
khanh.quach@yuanta.com.vn

Khổng Hữu Hiệp
高級分析專員
+84 28 3622 6868 ext 3912
hiep.khong@yuanta.com.vn

Nguyễn Trịnh Ngọc Hồng
高級分析專員
+84 28 3622 6868 ext 3832
hong.nguyen@yuanta.com.vn

Phạm Tấn Phát
高級分析專員
+84 28 3622 6868 ext 3880
phat.pham@yuanta.com.vn

個人客戶業務部

Phạm Đắc Thành
北部分行經理
+84 28 3622 6868 ext 3416
thanh.pham@yuanta.com.vn

Võ Thị Thu Thủy
平陽分行經理
+84 28 3622 6868 ext 3505
thuy.vo@yuanta.com.vn

Lương Kỳ Ty
堤岸分行經理
+84 28 3622 6868 ext 3653
ty.luong@yuanta.com.vn

Bùi Quốc Phong
同奈分行經理
+84 28 3622 6868 ext 3701
phong.bui@yuanta.com.vn

Võ Đình Tuấn
峴港分行經理
+84 28 3622 6868 ext 3301
tuan.vo@yuanta.com.vn

Nguyễn Việt Quang
河內分行經理
+84 28 3622 6868 ext 3404
quang.nguyen@yuanta.com.vn

Đinh Thị Thu Cúc
頭頓分行經理
+84 28 3622 6868 ext 3203
cuc.dinh@yuanta.com.vn

Appendix A: Important Disclosures

Analyst Certification

Each research analyst primarily responsible for the content of this research report, in whole or in part, certifies that with respect to each security or issuer that the analyst covered in this report: (1) all of the views expressed accurately reflect his or her personal views about those securities or issuers; and (2) no part of his or her compensation was, is, or will be, directly or indirectly, related to the specific recommendations or views expressed by that research analyst in the research report.

Ratings Definitions

BUY: We have a positive outlook on the stock based on our expected absolute or relative return over the investment period. Our thesis is based on our analysis of the company's outlook, financial performance, catalysts, valuation and risk profile. We recommend investors add to their position.

HOLD-Outperform: In our view, the stock's fundamentals are relatively more attractive than peers at the current price. Our thesis is based on our analysis of the company's outlook, financial performance, catalysts, valuation and risk profile.

HOLD-Underperform: In our view, the stock's fundamentals are relatively less attractive than peers at the current price. Our thesis is based on our analysis of the company's outlook, financial performance, catalysts, valuation and risk profile.

SELL: We have a negative outlook on the stock based on our expected absolute or relative return over the investment period. Our thesis is based on our analysis of the company's outlook, financial performance, catalysts, valuation and risk profile. We recommend investors reduce their position.

Under Review: We actively follow the company, although our estimates, rating and target price are under review.

Restricted: The rating and target price have been suspended temporarily to comply with applicable regulations and/or Yuanta policies.

Note: Yuanta research coverage with a Target Price is based on an investment period of 12 months. Greater China Discovery Series coverage does not have a formal 12 month Target Price and the recommendation is based on an investment period specified by the analyst in the report.

Global Disclaimer

© 2018 Yuanta. All rights reserved. The information in this report has been compiled from sources we believe to be reliable, but we do not hold ourselves responsible for its completeness or accuracy. It is not an offer to sell or solicitation of an offer to buy any securities. All opinions and estimates included in this report constitute our judgment as of this date and are subject to change without notice.

This report provides general information only. Neither the information nor any opinion expressed herein constitutes an offer or invitation to make an offer to buy or sell securities or other investments. This material is prepared for general circulation to clients and is not intended to provide tailored investment advice and does not take into account the individual financial situation and objectives of any specific person who may receive this report. Investors should seek financial advice regarding the appropriateness of investing in any securities, investments or investment strategies discussed or recommended in this report. The information contained in this report has been compiled from sources believed to be reliable but no representation or warranty, express or implied, is made as to its accuracy, completeness or correctness. This report is not (and should not be construed as) a solicitation to act as securities broker or dealer in any jurisdiction by any person or company that is not legally permitted to carry on such business in that jurisdiction.

Yuanta research is distributed in the United States only to Major U.S. Institutional Investors (as defined in Rule 15a-6 under the Securities Exchange Act of 1934, as amended and SEC staff interpretations thereof). All transactions by a US person in the securities mentioned in this report must be effected through a registered broker-dealer under Section 15 of the Securities Exchange Act of 1934, as amended. Yuanta research is distributed in Taiwan by Yuanta Securities Investment Consulting. Yuanta research is distributed in Hong Kong by Yuanta Securities (Hong Kong) Co. Limited, which is licensed in Hong Kong by the Securities and Futures Commission for regulated activities, including Type 4 regulated activity (advising on securities). In Hong Kong, this research report may not be redistributed, retransmitted or disclosed, in whole or in part or and any form or manner, without the express written