

## 當日市場：短期獲利回吐壓力導致股指收於漲跌交替


2022/12/02

### 市場走勢

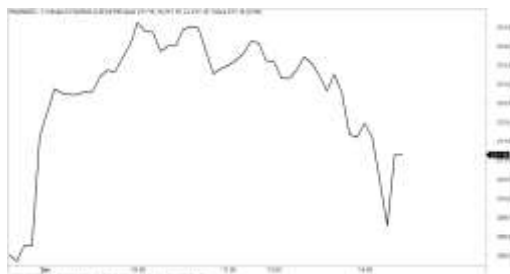
市場指數	VNI	HNI	UPCOM
收盤	1,036.28	211.00	71.41
%日	-1.16%	1.06%	0.76%
%週	9.35%	10.34%	5.78%
%月	0.24%	-0.64%	-6.64%
%年	-30.23%	-53.71%	-37.68%
<b>成交值(Bil.VND)</b>			
當日	9,763	1,044	442
日均量/週	16,696	1,236	540
日均量/月	12,094	947	452
<b>外資進出</b>			
買進	2,655.89	46.86	167.80
賣出	1,630.86	14.74	113.10
買賣超	1,025.03	32.12	54.70
<b>市場漲跌家數</b>			
上漲	138	140	149
下跌	305	58	107
持平	56	73	84
<b>市場指標</b>			
P/E	10.92	12.23	10.77
總市值 (兆盾)	4,214	252	987
股息殖利率	1.89%	6.27%	3.82%

資料源: Bloomberg - YSVN

VNINDEX



HNIINDEX



### 市場走勢

市場在連續 5 個交易日上漲後，短期獲利回吐壓力導致股指收於漲跌交替。具體而言，VN-Index 收於 1036.28 點，下跌 1.16%，而 HNX-Index 上漲 1.06%，Upcom-Index 上漲 0.76%。3 大市場的交易額均達到 22 兆 6,010 億越南盾。

VN30-Index 收盤下跌 0.63%，BID (-5.1%)、CTG (-4%)、GAS (-3.4%)、MSN (-2.9%)、VIC (-5.2%)、SSI (-5.5%) 被強勁拋售但流動性比前一交易日無有增加，顯示市場的短期供應。另一方面，TCB (+5.8%)、MBB (+2.3%)、HDB (+2.6%)、GVR (+4.2%)、PLX (+5.1%) 等逆市。

中型股也被強勁獲利回吐，如 DCM、DGC、VND、PVD 等被強勁拋售，而小型股保持上漲趨勢，如 VOS、VPH、TNT、HPX、DLG、TDC、BCE、SRF、SMC 漲停。

外資在整個市場繼續強勁買超超過 1 兆 1,110 億越南盾。VHM (2,110 億)、STB (1,480 億)、MSN (1,060 億) 是買進最佳的股票。另一方面，DXG (560 億)、CTG (380 億)、GAS (270 億) 被拋售最多的股票。

### 市場短期觀點

我們認為市場可能會繼續調整，VN-Index 在下個交易日可能會在 50 日均線附近波動。同時，我們認為該調整僅是指數在連續上漲後的短期技術調整，短期風險仍被低估，因此調整視為機會以增加比例或者買進新股。此外，短期情緒指標繼續大幅上漲，顯示投資者對市場走勢仍持樂觀情緒，新的買進機會繼續增加。

大盤短期趨勢仍是上漲。因此，我們建議短期投資者可以繼續利用調整以增加持股比例，並買進新股。

請在 <https://ysradar.yuanta.com.vn/> 查看有關股票的信號。

We Create Fortune

技術分析圖



指數技術分析圖 VN-Index



指數技術分析圖 HNX-Index

指數	短期趨勢	中期趨勢	阻力區 1	阻力區 2	支撐區 1	支撐區 2
VN-Index	上漲	下跌	1018	1030	870	800
HNX-Index	上漲	下跌	197	210	189	160
VN30	上漲	下跌	1020	1110	980	960
VNMidcaps	上漲	下跌	1,030	1200	963	900
VNSmallcaps	上漲	下跌	1000	1150	804	750

We Create Fortune

胡志明市交易所 (HSX)

	收盤	漲跌%
VNI	1036.28	-1.16%
VN30	1042.64	-0.63%
VN Mid	1272.57	-0.25%
VN Small	1097.51	0.83%

河內交易所 (HSX)

	收盤	漲跌%
HNI	211	1.06%
HN30	347.35	0.58%
VNX AllSh	988.74	-0.42%

UPCOM 市場 (UPCoM)

	收盤	漲跌%
UPCoM	71.41	0.76%

外資交易	成交值 (BiL.VND)
買進	2655.89
賣出	1630.86
買超/賣超	1025.03

外資交易	成交值 (BiL.VND)
買進	46.86
賣出	14.74
買超/賣超	32.12

外資交易	成交值 (BiL.VND)
買進	167.80
賣出	113.10
買超/賣超	54.70

上漲排名/ 股碼	漲跌(VND)	漲跌%
SJS	3100	6.98%
PET	1300	6.97%
APG	340	6.97%
DIG	1100	6.96%
PDR	950	6.96%

上漲排名/ 股碼	漲跌(VND)	漲跌%
L14	5100	9.90%
CEO	1800	9.89%
HTP	3900	9.85%
APS	800	8.25%
API	1000	7.94%

上漲排名/ 股碼	漲跌(VND)	漲跌%
DSC	4169	13.45%
TID	2548	10.49%
TVN	446	8.75%
ABB	447	5.52%
AAS	501	4.77%

下跌排名/ 股碼	漲跌(VND)	漲跌%
PVT	-1200	-5.97%
CTR	-3100	-5.90%
DPG	-1600	-5.50%
SSI	-1050	-5.45%
KHG	-290	-5.37%

下跌排名/ 股碼	漲跌(VND)	漲跌%
PVC	-1100	-8.40%
MBS	-600	-4.32%
SHS	-300	-3.41%
IDC	-1000	-2.78%
TAR	-300	-2.36%

下跌排名/ 股碼	漲跌(VND)	漲跌%
DVN	-339	-1.97%
GEE	-284	-1.18%
MCM	-347	-0.91%
IDP	-1354	-0.81%
VOC	-135	-0.73%

\*備註：市值>5,000 億盾；成交值>15 億盾

市值排名/ 股碼	BiL.VND
VCB	383,334
VIC	265,450
VHM	237,313
GAS	210,917
BID	207,905

市值排名/ 股碼	BiL.VND
KSF	21,060
THD	13,545
IDC	11,880
BAB	11,143
PVI	10,400

市值排名/ 股碼	BiL.VND
ACV	181,288
VGI	63,957
VEA	51,288
MCH	51,133
BSR	45,280

交易量排名/ 股碼	成交值	30 日均
NVL	74,950,300	14,323,218
HPG	66,872,501	48,308,853
SHB	54,015,600	12,722,750
VIX	51,722,800	12,552,186
VND	46,760,300	23,359,954

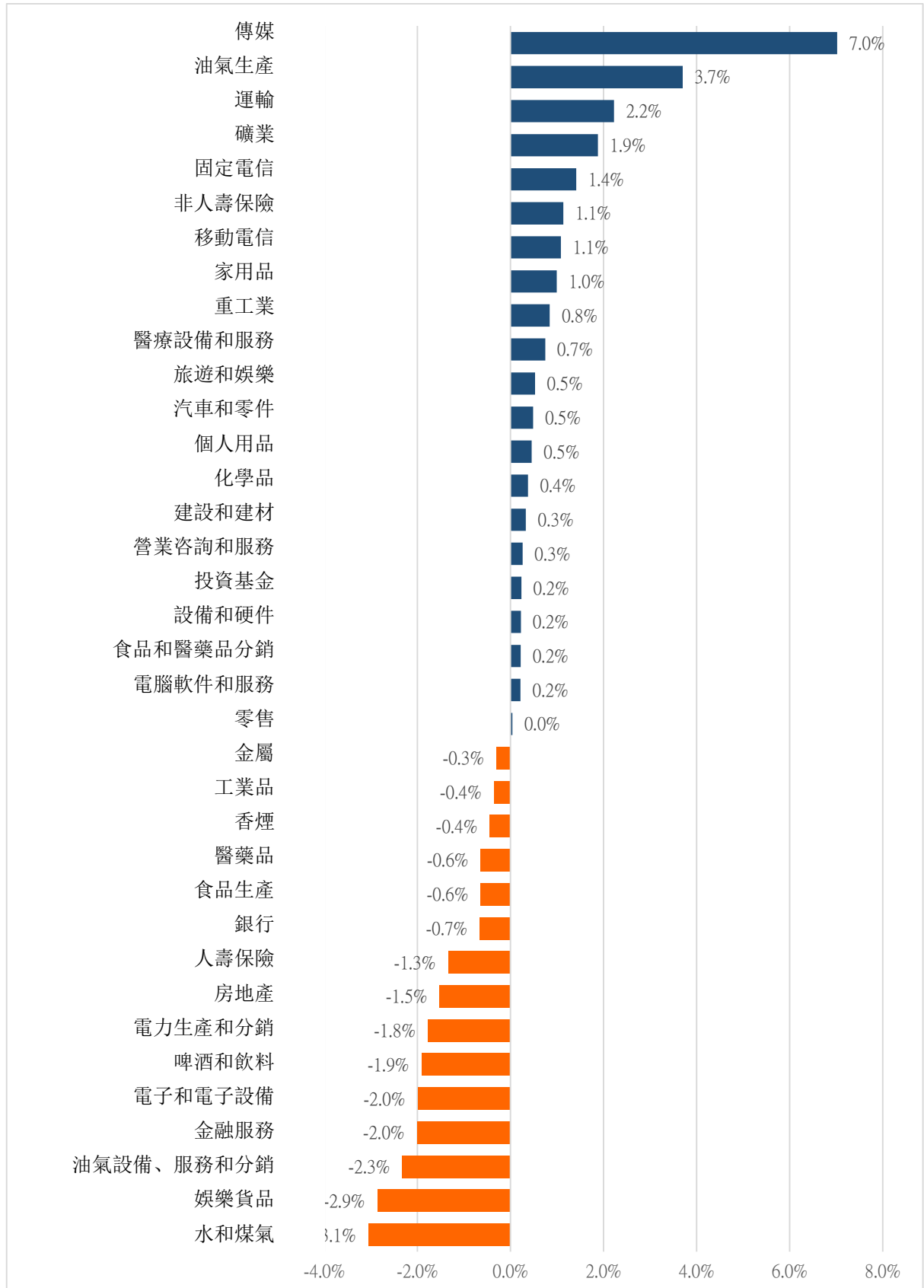
交易量排名/ 股碼	成交值	30 日均
SHS	32,906,310	14,970,231
CEO	11,389,821	7,932,828
NRC	10,035,504	1,233,623
PVS	9,984,842	7,470,604
IDC	6,509,717	4,393,931

交易量排 名/股碼	成交值	30 日均
BSR	12,543,596	7,738,860
VHG	5,731,876	2,220,046
SBS	5,117,418	2,200,480
ABB	4,473,372	1,249,865
DDV	2,698,615	938,455

資料源: Bloomberg & Yuanta Research

We Create Fortune

## 各行業板塊的交易走勢

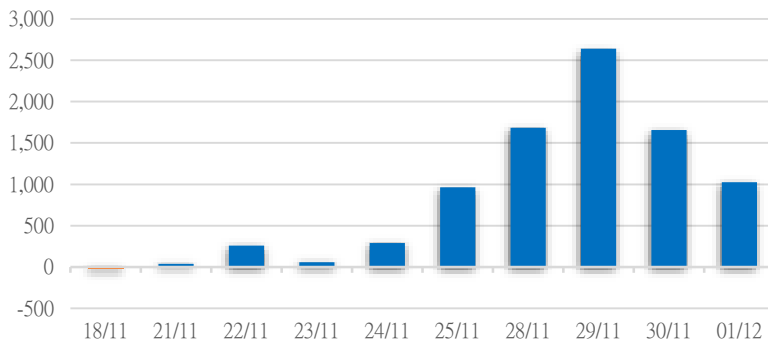


資料源: FiinPro - YSVN

We Create Fortune

## 外資買進賣統計

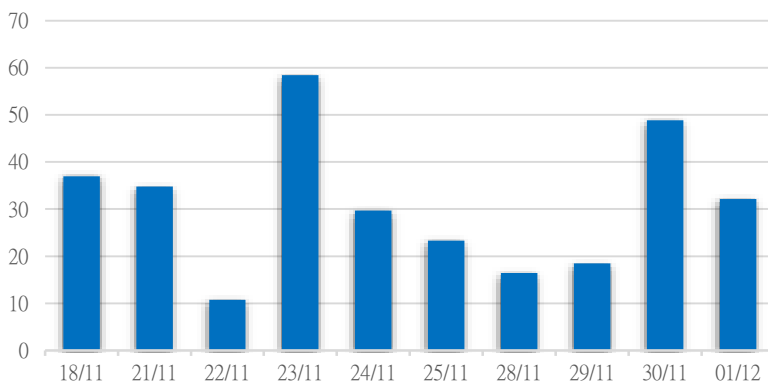
HSX 外資每日買/賣超



證券代碼	買超金額 (Mil.VND)	證券代碼	賣超金額 (Mil.VND)
VHM	211,459	DXG	55,797
STB	147,496	CTG	38,358
MSN	105,847	GAS	27,234
VIC	101,507	GEX	15,359
HPG	84,925	SAB	14,661

HSX 外資買/賣超的前 5 名

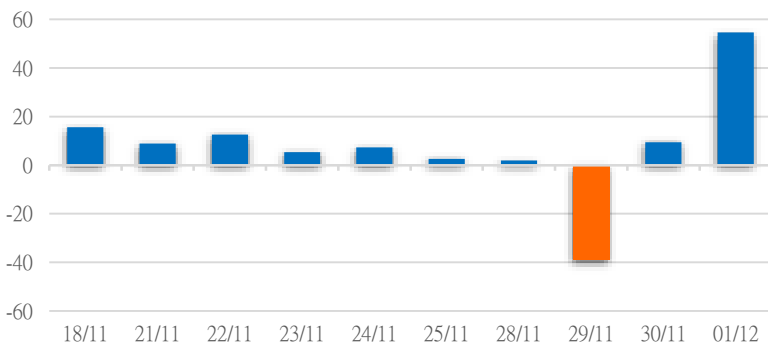
HNX 外資每日買/賣超



證券代碼	買超金額 (Mil.VND)	證券代碼	賣超金額 (Mil.VND)
PVS	11,464	PVC	443
IDC	8,273	THD	357
PVI	3,534	EID	90
TNG	2,891	MBG	79
CEO	2,728	AAV	55

HNX 外資買/賣超的前 5 名

UPCOM 外資每日買/賣超



證券代碼	買超金額 (Mil.VND)	證券代碼	賣超金額 (Mil.VND)
ACV	47,825	VTP	3,624
MCH	3,686	BDT	672
BSR	3,593	ICN	588
VEA	1,955	LTG	218
QNS	1,171	VNA	64

UPCOM 外資買/賣超的前 5 名

源: FiinPro - YSVN

We Create Fortune

自營統計

證券代碼	買超金額 (Mil.VND)	證券代碼	賣超金額 (Mil.VND)
E1VFN30	81,334	FUEVFNVD	170,743
VPB	15,617	NVL	95,846
PNJ	13,045	FUESSVFL	31,699
MWG	11,361	EIB	27,009
MBB	9,988	VNM	12,359

HSX 自營交易最大前名

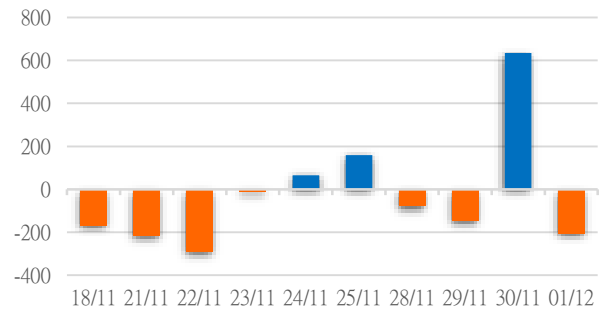
證券代碼	買超金額 (Mil.VND)	證券代碼	賣超金額 (Mil.VND)
GKM	336.22	DVM	154

HNX 自營交易最大前名

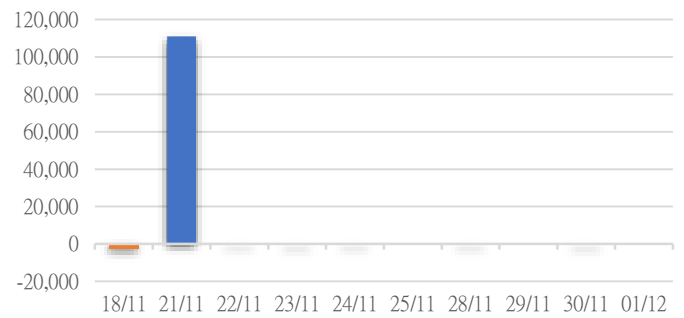
證券代碼	買超金額 (Mil.VND)	證券代碼	賣超金額 (Mil.VND)
QTP	1,322	ACV	43,259
		DDV	5,257

UPCoM 自營交易最大前名

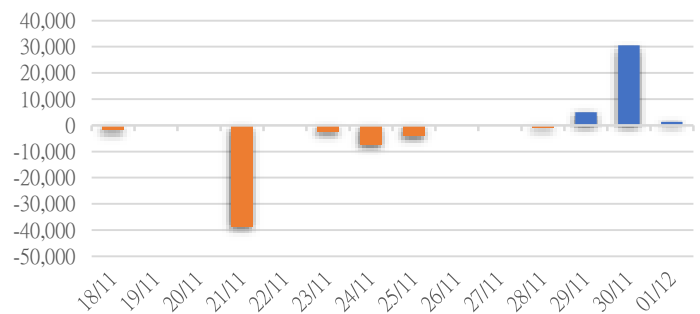
HSX 自營交易每日買/賣超 (Bil.VND)



HNX 自營交易每日買/賣超 (Mil.VND)



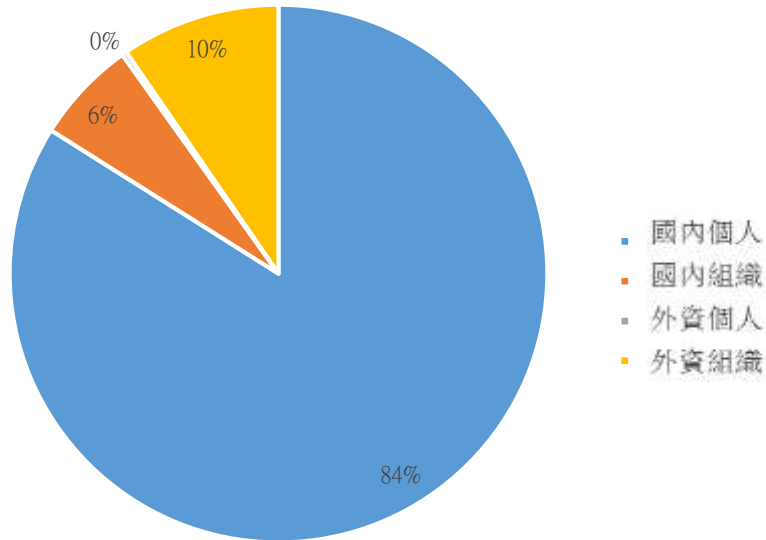
UPCoM 自營交易每日買/賣超 (Mil.VND)





We Create **Fortune**

### 越南證券市場投資人類別統計



資料源: FiinPro - YSVN

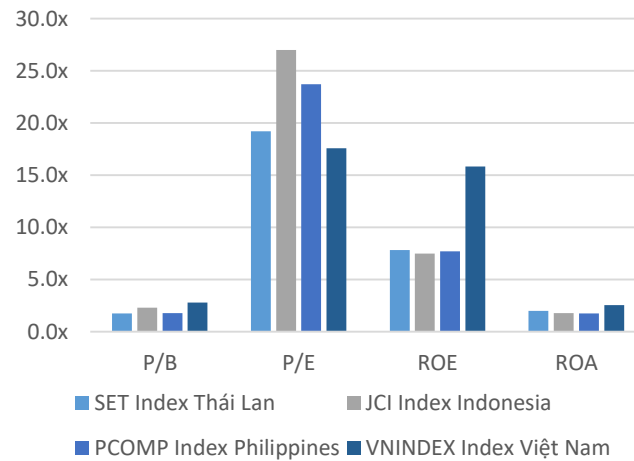
### 東南亞主要市場走勢比較



東南亞主要市場數據

		Thailand	Indonesia	Philippines	Vietnam
P/B		1.6x	2.0x	1.6x	1.7x
P/E		15.5x	13.60	15.6x	10.9x
ROE	%	9.35	5.24	10.98	15.44
ROA	%	2.35	1.44	2.47	2.50
Vốn hóa	Tỷ USD	566.50	615.77	168.22	169.85
GTGD	Triệu USD	2.10	1.57	0.38	0.57
LS cổ tức	%	2.79	2.68	2.06	1.87

源: Bloomberg & YSVN







We Create Fortune

## 元大證券（越南）公司

### 個人客戶分析部

**Nguyễn Thế Minh**

研究分析經理

+84 28 3622 6868 ext 3826

minh.nguyen@yuanta.com.vn

**Lý Thị Hiền**

研究分析主管

+84 28 3622 6868 ext 3908

hien.ly@yuanta.com.vn

**Quách Đức Khánh**

研究分析副主管

+84 28 3622 6868 ext 3833

khanh.quach@yuanta.com.vn

**Khổng Hữu Hiệp**

高級分析專員

+84 28 3622 6868 ext 3912

hiep.khong@yuanta.com.vn

**Nguyễn Trịnh Ngọc Hồng**

高級分析專員

+84 28 3622 6868 ext 3832

hong.nguyen@yuanta.com.vn

**Phạm Tấn Phát**

高級分析專員

+84 28 3622 6868 ext 3880

phat.pham@yuanta.com.vn

### 個人客戶業務部

**Phạm Đắc Thành**

北部分行經理

+84 28 3622 6868 ext 3416

thanh.pham@yuanta.com.vn

**Võ Thị Thu Thủy**

平陽分行經理

+84 28 3622 6868 ext 3505

thuy.vo@yuanta.com.vn

**Lương Kỳ Ty**

堤岸分行經理

+84 28 3622 6868 ext 3653

ty.luong@yuanta.com.vn

**Bùi Quốc Phong**

同奈分行經理

+84 28 3622 6868 ext 3701

phong.bui@yuanta.com.vn

**Võ Đình Tuấn**

峴港分行經理

+84 28 3622 6868 ext 3301

tuan.vo@yuanta.com.vn

**Nguyễn Việt Quang**

河內分行經理

+84 28 3622 6868 ext 3404

quang.nguyen@yuanta.com.vn

**Đinh Thị Thu Cúc**

頭頓分行經理

+84 28 3622 6868 ext 3203

cuc.dinh@yuanta.com.vn

## Appendix A: Important Disclosures

### Analyst Certification

Each research analyst primarily responsible for the content of this research report, in whole or in part, certifies that with respect to each security or issuer that the analyst covered in this report: (1) all of the views expressed accurately reflect his or her personal views about those securities or issuers; and (2) no part of his or her compensation was, is, or will be, directly or indirectly, related to the specific recommendations or views expressed by that research analyst in the research report.

### Ratings Definitions

**BUY:** We have a positive outlook on the stock based on our expected absolute or relative return over the investment period. Our thesis is based on our analysis of the company's outlook, financial performance, catalysts, valuation and risk profile. We recommend investors add to their position.

**HOLD-Outperform:** In our view, the stock's fundamentals are relatively more attractive than peers at the current price. Our thesis is based on our analysis of the company's outlook, financial performance, catalysts, valuation and risk profile.

**HOLD-Underperform:** In our view, the stock's fundamentals are relatively less attractive than peers at the current price. Our thesis is based on our analysis of the company's outlook, financial performance, catalysts, valuation and risk profile.

**SELL:** We have a negative outlook on the stock based on our expected absolute or relative return over the investment period. Our thesis is based on our analysis of the company's outlook, financial performance, catalysts, valuation and risk profile. We recommend investors reduce their position.

**Under Review:** We actively follow the company, although our estimates, rating and target price are under review.

**Restricted:** The rating and target price have been suspended temporarily to comply with applicable regulations and/or Yuanta policies.

Note: Yuanta research coverage with a Target Price is based on an investment period of 12 months. Greater China Discovery Series coverage does not have a formal 12 month Target Price and the recommendation is based on an investment period specified by the analyst in the report.

### Global Disclaimer

© 2018 Yuanta. All rights reserved. The information in this report has been compiled from sources we believe to be reliable, but we do not hold ourselves responsible for its completeness or accuracy. It is not an offer to sell or solicitation of an offer to buy any securities. All opinions and estimates included in this report constitute our judgment as of this date and are subject to change without notice.

This report provides general information only. Neither the information nor any opinion expressed herein constitutes an offer or invitation to make an offer to buy or sell securities or other investments. This material is prepared for general circulation to clients and is not intended to provide tailored investment advice and does not take into account the individual financial situation and objectives of any specific person who may receive this report. Investors should seek financial advice regarding the appropriateness of investing in any securities, investments or investment strategies discussed or recommended in this report. The information contained in this report has been compiled from sources believed to be reliable but no representation or warranty, express or implied, is made as to its accuracy, completeness or correctness. This report is not (and should not be construed as) a solicitation to act as securities broker or dealer in any jurisdiction by any person or company that is not legally permitted to carry on such business in that jurisdiction.

Yuanta research is distributed in the United States only to Major U.S. Institutional Investors (as defined in Rule 15a-6 under the Securities Exchange Act of 1934, as amended and SEC staff interpretations thereof). All transactions by a US person in the securities mentioned in this report must be effected through a registered broker-dealer under Section 15 of the Securities Exchange Act of 1934, as amended. Yuanta research is distributed in Taiwan by Yuanta Securities Investment Consulting. Yuanta research is distributed in Hong Kong by Yuanta Securities (Hong Kong) Co. Limited, which is licensed in Hong Kong by the Securities and Futures Commission for regulated activities, including Type 4 regulated activity (advising on securities). In Hong Kong, this research report may not be redistributed, retransmitted or disclosed, in whole or in part or and any form or manner, without the express written