

當日市場：市場處於強勁調整階段


2022/12/07

市場走勢


市場指數	VNI	HNI	UPCOM
收盤	1,093.67	219.96	73.24
%日	1.26%	1.85%	1.43%
%週	11.17%	9.75%	5.55%
%月	5.55%	2.03%	-5.00%
%年	-27.13%	-52.87%	-36.96%
成交值(Bil.VND)			
當日	9,763	1,044	442
日均量/週	18,337	1,467	604
日均量/月	12,406	991	468
外資進出			
買進	2,475.18	32.54	10.20
賣出	1,094.46	9.97	17.35
買賣超	1,380.72	22.57	-7.15
市場漲跌家數			
上漲	138	122	149
下跌	305	72	107
持平	56	73	84
市場指標			
P/E	11.25	12.55	10.93
總市值 (兆盾)	4,341	259	1,002
股息殖利率	2.32%	6.19%	3.86%

資料源: Bloomberg - YSVN

VNINDEX



HNIINDEX



市場走勢

在銀行擴張信貸空間的消息傳出後，市場反應不太積極。VN-Index 收盤下跌 4.11% 至 1,048.69 點，而 HNX-Index 下跌 3.26%，Upcom-Index 下跌 3.03%。3 大市的交易額急劇增加至 25 兆 1,300 億越南盾。

止盈壓力在當日增加，導致 NVL、MBB、GVR、HPG、STB、VIB、VPB、VRE 等多檔大型股大幅下跌。VN30-Index 錄得 30 檔下跌股，顯示市場寬度為負。

當日的亮點來自肥料和漁業板塊，許多股票逆市，如 IDI、FMC、ANV、VHC、DPM、DCM 等。

外資在整個市場繼續強勁買超超過 1 兆 3,940 億越南盾。FUEVFNND (2,040 億)、HPG (1,860 億)、SSI (1,780 億) 是買進最佳的股票。另一方面，PDR (910 億)、POW (110 億)、NKG (110 億) 被拋售最多的股票。

市場短期觀點

我們認為市場可能會在盤初繼續調整，VN-Index 可能會在下一交易日重新測試 1,030 點的支撐位。同時，市場仍處於積極劇烈波動期，因此我們預計市場可能快速回歸短期上漲趨勢，尤其是拋售壓力仍有明顯降溫的跡象，因此短期投資者不應急於回購，並需要在下個交易日多觀察市場走勢。此外，短期情緒指標小幅下跌，顯示短期投資者有謹慎的跡象，但情緒指標仍處於樂觀區域，短期風險仍然較低。

大盤短期趨勢仍是上漲。因此，我們建議短期投資者可以繼續持有投資組合中的高比例股票，並在此期間不應急於買進新股，短期投資者需要在未來 1-2 個交易日多觀察以進行決定增加股票比例。

請在 <https://ysradar.yuanta.com.vn/> 查看有關股票的信號。

We Create Fortune

技術分析圖



指數技術分析圖 VN-Index



指數技術分析圖 HNX-Index

指數	短期趨勢	中期趨勢	阻力區 1	阻力區 2	支撐區 1	支撐區 2
VN-Index	上漲	上漲	1110	1130	870	800
HNX-Index	上漲	上漲	197	210	189	160
VN30	上漲	上漲	1120	1140	980	960
VNMidcaps	上漲	上漲	1,030	1200	963	900
VNSmallcaps	上漲	上漲	1000	1150	804	750

We Create Fortune

胡志明市交易所 (HSX)

	收盤	漲跌%
VNI	1093.67	1.26%
VN30	1110.94	1.64%
VN Mid	1345.97	1.95%
VN Small	1127.93	0.64%

河內交易所 (HSX)

	收盤	漲跌%
HNI	219.96	1.85%
HN30	376.5	3.52%
VNX AllSh	1048.61	1.65%

UPCOM 市場 (UPCoM)

	收盤	漲跌%
UPCoM	73.24	1.43%

外資交易	成交值 (BiL.VND)
買進	2475.18
賣出	1094.46
買超/賣超	1380.72

外資交易	成交值 (BiL.VND)
買進	32.54
賣出	9.97
買超/賣超	22.57

外資交易	成交值 (BiL.VND)
買進	10.20
賣出	17.35
買超/賣超	-7.15

上漲排名/ 股碼	漲跌(VND)	漲跌%
ORS	700	7.00%
LPB	850	7.00%
APG	390	6.99%
HQC	210	6.98%
VOS	750	6.98%

上漲排名/ 股碼	漲跌(VND)	漲跌%
CEO	2200	10.00%
L14	6200	9.97%
LAS	800	9.88%
APS	1100	9.57%
IDJ	1000	9.52%

上漲排名/ 股碼	漲跌(VND)	漲跌%
DDV	944	10.37%
CSI	4785	8.93%
NAB	659	7.57%
C4G	560	6.22%
SBS	323	5.38%

下跌排名/ 股碼	漲跌(VND)	漲跌%
HPX	-630	-6.95%
NVL	-1650	-6.93%
CKG	-1550	-6.30%
GIL	-1700	-5.96%
HDC	-2200	-5.74%

下跌排名/ 股碼	漲跌(VND)	漲跌%
CSC	-3900	-7.82%
L18	-2100	-7.53%
HTP	-2100	-5.01%
MBG	-100	-2.00%
IDC	-600	-1.60%

下跌排名/ 股碼	漲跌(VND)	漲跌%
SGI	-825	-3.26%
DVN	-112	-0.66%
ACV	-289	-0.34%
SIP	-229	-0.32%
SSH	-208	-0.30%

*備註: 市值>5,000 億盾; 成交值>15 億盾

市值排名/ 股碼	BiL.VND
VCB	402,264
VIC	262,399
VHM	249,070
GAS	212,831
BID	208,411

市值排名/ 股碼	BiL.VND
KSF	20,970
THD	14,035
IDC	12,342
BAB	11,631
PVS	10,898

市值排名/ 股碼	BiL.VND
ACV	185,659
VGI	63,652
MCH	53,485
VEA	51,668
BSR	46,579

交易量排名/ 股碼	成交值	30 日均
NVL	101,237,684	20,250,350
LPB	58,987,588	13,430,420
SHB	58,368,700	15,445,373
VPB	57,975,468	18,524,866
HPG	50,173,800	47,062,105

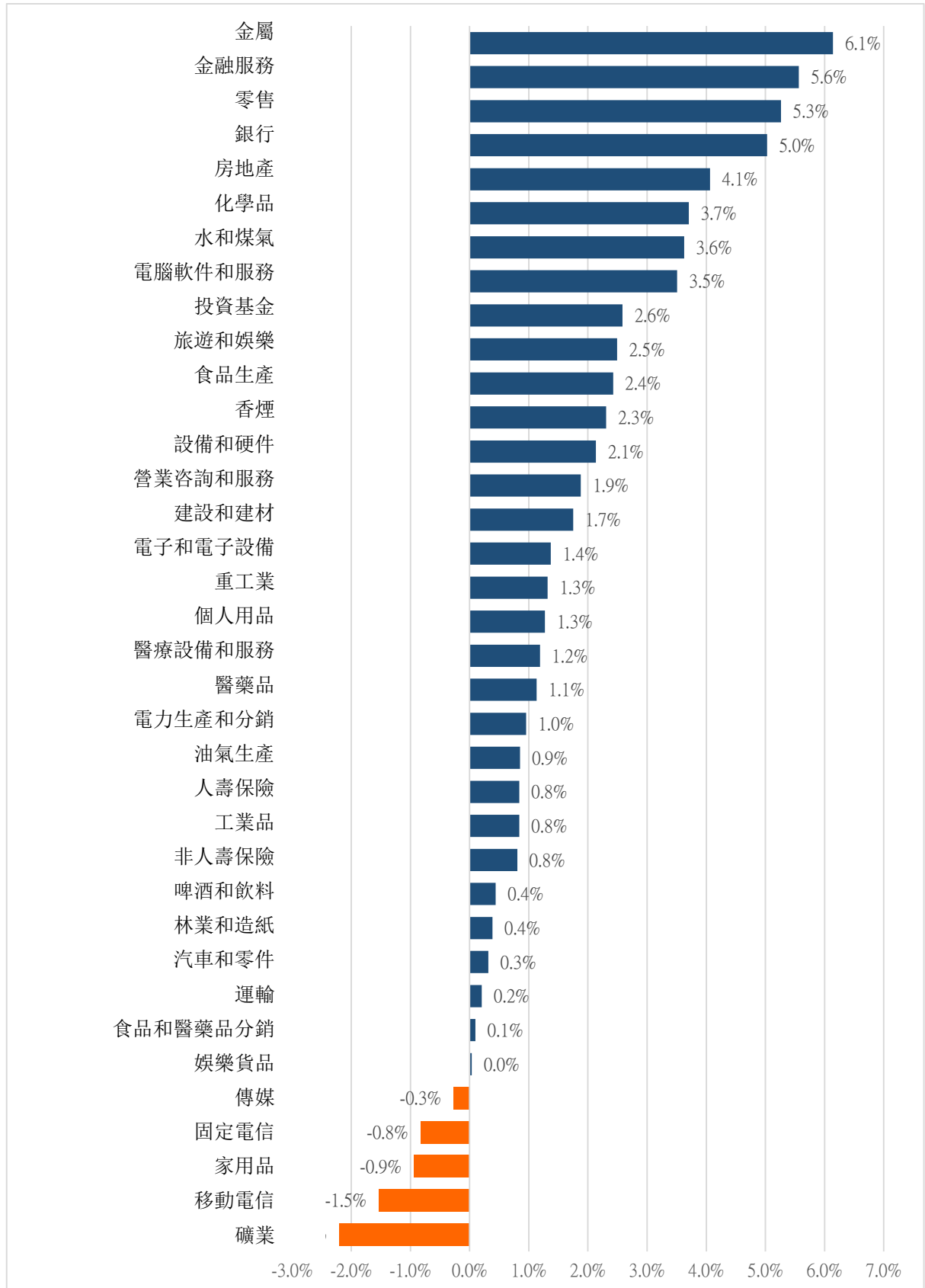
交易量排名/ 股碼	成交值	30 日均
SHS	37,379,433	16,868,964
PVS	8,893,014	8,080,101
IDC	8,762,866	4,772,785
CEO	7,126,938	8,747,810
NRC	5,399,389	2,063,033

交易量排 名/股碼	成交值	30 日均
BSR	7,816,993	8,971,413
VHG	3,808,658	2,683,680
SBS	3,632,218	2,675,197
DDV	2,235,265	1,086,893
ABB	2,222,285	1,468,277

資料源: Bloomberg & Yuanta Research

We Create Fortune

各行業板塊的交易走勢

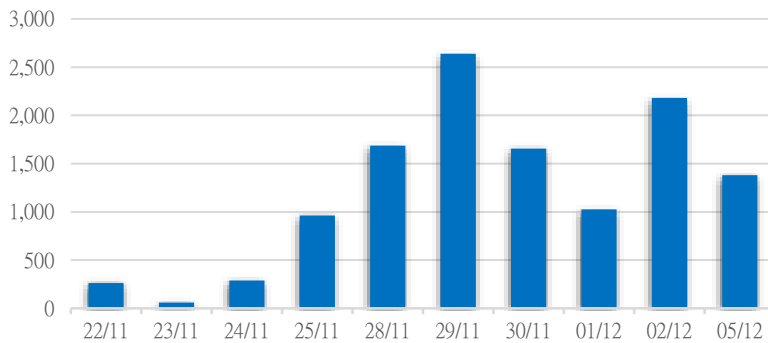


資料源: FinPro - YSVN

We Create Fortune

外資買進賣統計

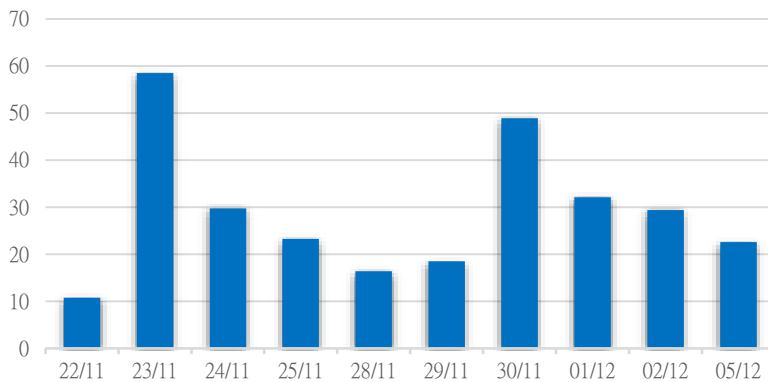
HSX 外資每日買/賣超



證券代碼	買超金額 (Mil.VND)	證券代碼	賣超金額 (Mil.VND)
FUEVFNVD	203,597	PDR	90,623
HPG	185,733	POW	11,454
SSI	178,166	NKG	11,184
VHM	176,696	DPM	8,802
STB	117,597	NT2	7,279

HSX 外資買/賣超的前 5 名

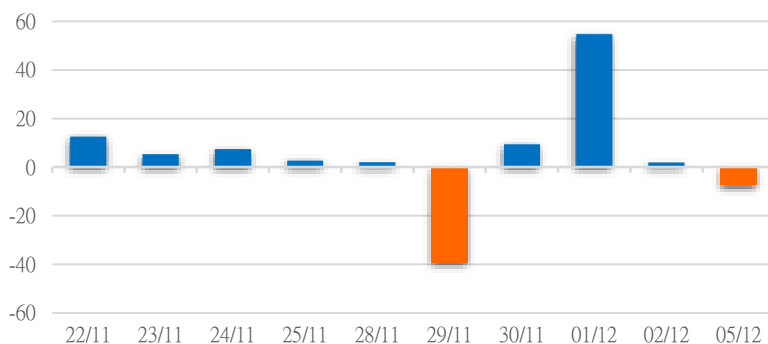
HNX 外資每日買/賣超



證券代碼	買超金額 (Mil.VND)	證券代碼	賣超金額 (Mil.VND)
IDC	16,886	SHS	3,649
PVS	4,864	L14	1,146
CEO	3,295	TVD	364
PLC	1,081	PGS	151
TNG	709	TIG	134

HNX 外資買/賣超的前 5 名

UPCOM 外資每日買/賣超



證券代碼	買超金額 (Mil.VND)	證券代碼	賣超金額 (Mil.VND)
MCH	499	BSR	3,065
QNS	345	OIL	1,845
VGG	333	VTP	1,819
PAS	260	QTP	687
ACV	247	ICN	622

UPCOM 外資買/賣超的前 5 名

源: FiinPro - YSVN

We Create Fortune

自營統計

證券代碼	買超金額 (Mil.VND)	證券代碼	賣超金額 (Mil.VND)
STB	50,785	FUEVFNVD	215,884
HPG	45,505	VHM	208,162
ACB	35,007	PDR	97,231
FPT	33,013	FUESSVFL	9,945
E1VFN30	31,960	DHC	3,204

HSX 自營交易最大前名

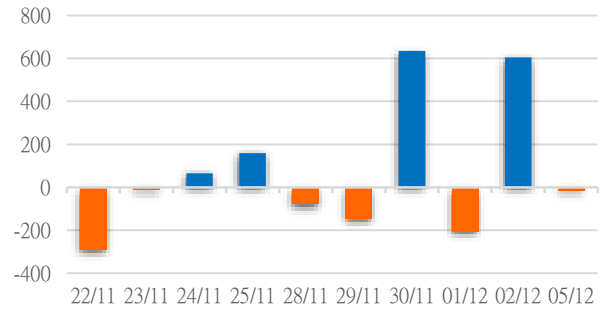
證券代碼	買超金額 (Mil.VND)	證券代碼	賣超金額 (Mil.VND)
DDG	12,180.00	TNG	2,727
		GKM	220.3
		DVM	28.0

HNX 自營交易最大前名

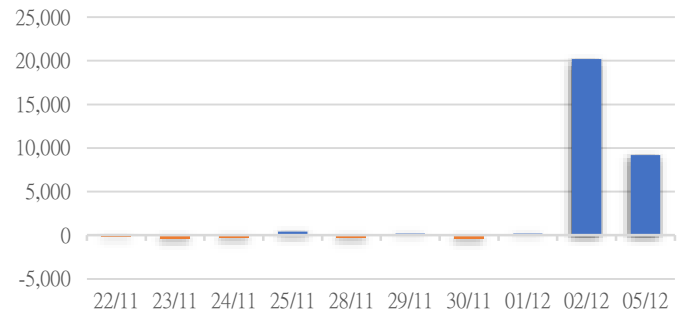
證券代碼	買超金額 (Mil.VND)	證券代碼	賣超金額 (Mil.VND)
		C4G	1,128
		VTP	1,118
		ACV	8.5
		PNG	0.9
		TV1	0.1

UPCoM 自營交易最大前名

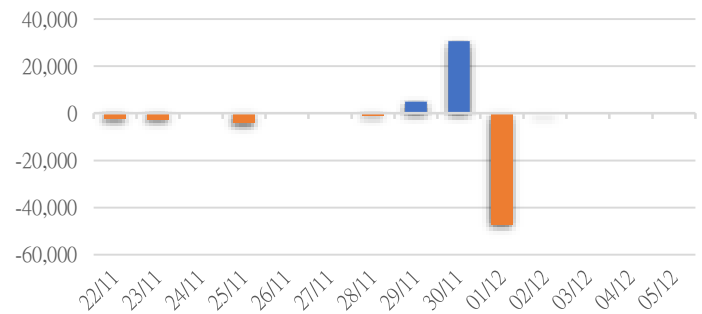
HSX 自營交易每日買/賣超 (Bil.VND)



HNX 自營交易每日買/賣超 (Mil.VND)



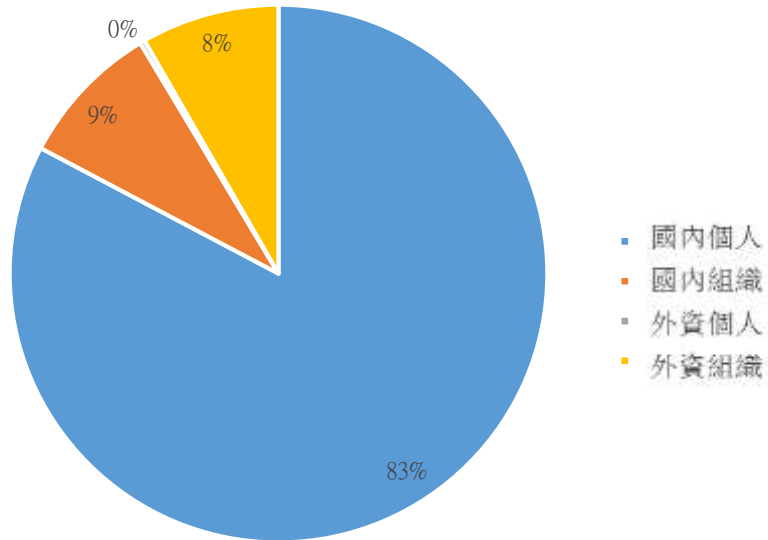
UPCoM 自營交易每日買/賣超 (Mil.VND)





We Create **Fortune**

越南證券市場投資人類別統計



資料源: FiinPro - YSVN

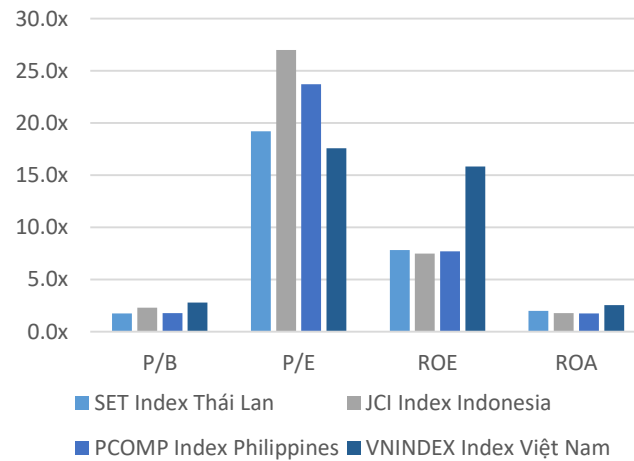
東南亞主要市場走勢比較



東南亞主要市場數據

		Thailand	Indonesia	Philippines	Vietnam
P/B		1.6x	2.0x	1.6x	1.7x
P/E		15.3x	13.60	15.6x	11.2x
ROE	%	9.38	5.24	10.98	17.73
ROA	%	2.36	1.44	2.47	6.37
Vốn hóa	Tỷ USD	566.50	615.77	168.22	179.5
GTGD	Triệu USD	2.10	1.57	0.38	0.57
LS cổ tức	%	2.79	2.68	2.06	1.87

源: Bloomberg & YSVN





We Create Fortune

元大證券（越南）公司

個人客戶分析部

Nguyễn Thế Minh
研究分析經理
+84 28 3622 6868 ext 3826
minh.nguyen@yuanta.com.vn

Lý Thị Hiền
研究分析主管
+84 28 3622 6868 ext 3908
hien.ly@yuanta.com.vn

Quách Đức Khánh
研究分析副主管
+84 28 3622 6868 ext 3833
khanh.quach@yuanta.com.vn

Khổng Hữu Hiệp
高級分析專員
+84 28 3622 6868 ext 3912
hiep.khong@yuanta.com.vn

Nguyễn Trịnh Ngọc Hồng
高級分析專員
+84 28 3622 6868 ext 3832
hong.nguyen@yuanta.com.vn

Phạm Tấn Phát
高級分析專員
+84 28 3622 6868 ext 3880
phat.pham@yuanta.com.vn

個人客戶業務部

Phạm Đắc Thành
北部分行經理
+84 28 3622 6868 ext 3416
thanh.pham@yuanta.com.vn

Võ Thị Thu Thủy
平陽分行經理
+84 28 3622 6868 ext 3505
thuy.vo@yuanta.com.vn

Lương Kỳ Ty
堤岸分行經理
+84 28 3622 6868 ext 3653
ty.luong@yuanta.com.vn

Bùi Quốc Phong
同奈分行經理
+84 28 3622 6868 ext 3701
phong.bui@yuanta.com.vn

Võ Đình Tuấn
峴港分行經理
+84 28 3622 6868 ext 3301
tuan.vo@yuanta.com.vn

Nguyễn Việt Quang
河內分行經理
+84 28 3622 6868 ext 3404
quang.nguyen@yuanta.com.vn

Đinh Thị Thu Cúc
頭頓分行經理
+84 28 3622 6868 ext 3203
cuc.dinh@yuanta.com.vn

Appendix A: Important Disclosures

Analyst Certification

Each research analyst primarily responsible for the content of this research report, in whole or in part, certifies that with respect to each security or issuer that the analyst covered in this report: (1) all of the views expressed accurately reflect his or her personal views about those securities or issuers; and (2) no part of his or her compensation was, is, or will be, directly or indirectly, related to the specific recommendations or views expressed by that research analyst in the research report.

Ratings Definitions

BUY: We have a positive outlook on the stock based on our expected absolute or relative return over the investment period. Our thesis is based on our analysis of the company's outlook, financial performance, catalysts, valuation and risk profile. We recommend investors add to their position.

HOLD-Outperform: In our view, the stock's fundamentals are relatively more attractive than peers at the current price. Our thesis is based on our analysis of the company's outlook, financial performance, catalysts, valuation and risk profile.

HOLD-Underperform: In our view, the stock's fundamentals are relatively less attractive than peers at the current price. Our thesis is based on our analysis of the company's outlook, financial performance, catalysts, valuation and risk profile.

SELL: We have a negative outlook on the stock based on our expected absolute or relative return over the investment period. Our thesis is based on our analysis of the company's outlook, financial performance, catalysts, valuation and risk profile. We recommend investors reduce their position.

Under Review: We actively follow the company, although our estimates, rating and target price are under review.

Restricted: The rating and target price have been suspended temporarily to comply with applicable regulations and/or Yuanta policies.

Note: Yuanta research coverage with a Target Price is based on an investment period of 12 months. Greater China Discovery Series coverage does not have a formal 12 month Target Price and the recommendation is based on an investment period specified by the analyst in the report.

Global Disclaimer

© 2018 Yuanta. All rights reserved. The information in this report has been compiled from sources we believe to be reliable, but we do not hold ourselves responsible for its completeness or accuracy. It is not an offer to sell or solicitation of an offer to buy any securities. All opinions and estimates included in this report constitute our judgment as of this date and are subject to change without notice.

This report provides general information only. Neither the information nor any opinion expressed herein constitutes an offer or invitation to make an offer to buy or sell securities or other investments. This material is prepared for general circulation to clients and is not intended to provide tailored investment advice and does not take into account the individual financial situation and objectives of any specific person who may receive this report. Investors should seek financial advice regarding the appropriateness of investing in any securities, investments or investment strategies discussed or recommended in this report. The information contained in this report has been compiled from sources believed to be reliable but no representation or warranty, express or implied, is made as to its accuracy, completeness or correctness. This report is not (and should not be construed as) a solicitation to act as securities broker or dealer in any jurisdiction by any person or company that is not legally permitted to carry on such business in that jurisdiction.

Yuanta research is distributed in the United States only to Major U.S. Institutional Investors (as defined in Rule 15a-6 under the Securities Exchange Act of 1934, as amended and SEC staff interpretations thereof). All transactions by a US person in the securities mentioned in this report must be effected through a registered broker-dealer under Section 15 of the Securities Exchange Act of 1934, as amended. Yuanta research is distributed in Taiwan by Yuanta Securities Investment Consulting. Yuanta research is distributed in Hong Kong by Yuanta Securities (Hong Kong) Co. Limited, which is licensed in Hong Kong by the Securities and Futures Commission for regulated activities, including Type 4 regulated activity (advising on securities). In Hong Kong, this research report may not be redistributed, retransmitted or disclosed, in whole or in part or and any form or manner, without the express written