

當日市場：指數在窄幅波動


2023/01/11

市場走勢


市場指數	VNI	HNI	UPCOM
收盤	1,053.35	210.63	72.48
%日	-0.08%	0.46%	-0.34%
%週	0.91%	-0.91%	0.11%
%月	0.15%	-2.94%	1.23%
%年	-29.95%	-56.38%	-36.59%
成交值(Bil.VND)			
當日	9,763	1,044	442
日均量/週	9,973	920	489
日均量/月	11,716	1,106	549
外資進出			
買進	1,596.26	30.91	8.01
賣出	1,159.07	3.26	3.45
買賣超	437.19	27.65	4.56
市場漲跌家數			
上漲	138	90	149
下跌	305	46	107
持平	56	73	84
市場指標			
P/E	10.97	12.45	10.98
總市值 (兆盾)	4,237	256	975
股息殖利率	2.50%	6.31%	4.25%

資料源: Bloomberg - YSVN

VNINDEX



HNIINDEX



市場走勢

市場繼續在窄幅橫盤整理，VN-Index 收盤下跌 0.08%，止於 1053.35，HNX-Index 反轉上漲 0.46%，Upcom-Index 下跌 0.34%。3 大市場的交易額均達到 8 兆 1,010 億越南盾。

市場繼續分化，但低價需求仍然活躍幫助許多股票在盤中縮短跌幅，並反轉上漲。具體而言，HPG (1%)、ACB (1.5%)、PLX (3.8%) 是最顯著的上漲股。相反，MSN、SAB、KDC 等食品飲料股導致市場下跌，但跌幅在尾盤也明顯縮短。值得關注的是，VCG、HT1 以漲停收盤。

在 HNX 上的交易更加活躍，許多股票漲停，如 VIF、BCC、SEB、BTS 等。

外資在整個市場繼續買超 4,680 億越南盾，其中 HPG (1,050 億)、FUEVFNND (560 億)、E1VFN30 (390 億) 在買超方面領先。另一方面，VCB (360 億)、KDC (170 億)、DGC (170 億) 被拋售最多的股票。

市場短期觀點

我們認為 VN-Index 在下個交易日可能會繼續在 1,047 - 1,062 點的區間內在窄幅波動。與此同時，我們認為積極點是市場的波動有所改善，這顯示市場可能很快會在未來幾個交易日進入更明顯的波動階段。此外，短期情緒指標繼續波動較小，顯示投資者對當前的走勢仍持謹慎和悲觀情緒。

大盤的短期趨勢仍是上漲。因此，我們建議短期投資者可以繼續利用調整以增加股票比例，並僅應將股票比例維持在投資組合的 50% 以下。

請在 <https://ysradar.yuanta.com.vn/> 查看有關股票的信號。

We Create Fortune

技術分析圖



指數技術分析圖 VN-Index



指數技術分析圖 HNX-Index

指數	短期趨勢	中期趨勢	阻力區 1	阻力區 2	支撐區 1	支撐區 2
VN-Index	上漲	上漲	1110	1130	870	800
HNX-Index	上漲	上漲	197	210	189	160
VN30	上漲	上漲	1120	1140	980	960
VNMidcaps	上漲	上漲	1,030	1200	963	900
VNSmallcaps	上漲	上漲	1000	1150	804	750

We Create Fortune

胡志明市交易所 (HSX)

	收盤	漲跌%
VNI	1053.35	-0.08%
VN30	1060.53	-0.06%
VN Mid	1340.42	0.02%
VN Small	1086.02	0.39%

河內交易所 (HSX)

	收盤	漲跌%
HNI	210.63	0.46%
HN30	349.57	0.80%
VNX AllSh	1013.34	0.00%

UPCOM 市場 (UPCoM)

	收盤	漲跌%
UPCoM	72.48	-0.34%

外資交易	成交值 (BiL.VND)
買進	1596.26
賣出	1159.07
買超/賣超	437.19

外資交易	成交值 (BiL.VND)
買進	30.91
賣出	3.26
買超/賣超	27.65

外資交易	成交值 (BiL.VND)
買進	8.01
賣出	3.45
買超/賣超	4.56

上漲排名/股碼	漲跌(VND)	漲跌%
HPX	350	6.97%
LCG	560	6.96%
DRH	340	6.95%
FCN	700	6.93%
EVF	560	6.92%

上漲排名/股碼	漲跌(VND)	漲跌%
BCC	900	9.18%
L14	3200	6.37%
PLC	1500	6.07%
IPA	600	4.88%
CEO	900	4.66%

上漲排名/股碼	漲跌(VND)	漲跌%
MSR	527	4.58%
G36	291	4.48%
C4G	454	4.28%
MPC	407	2.25%
GEE	485	1.85%

下跌排名/股碼	漲跌(VND)	漲跌%
KOS	-1850	-4.92%
SRC	-1000	-4.65%
SJS	-2100	-4.48%
VFG	-1400	-3.94%
FTS	-650	-3.31%

下跌排名/股碼	漲跌(VND)	漲跌%
VC3	-700	-2.70%
VCS	-900	-1.60%
KSF	-1100	-1.59%
TAR	-100	-0.84%
SCG	-500	-0.75%

下跌排名/股碼	漲跌(VND)	漲跌%
KLB	-262	-2.10%
BVB	-210	-2.04%
SBS	-95	-1.83%
TCI	-140	-1.79%
DVN	-290	-1.68%

*備註: 市值>5,000 億盾; 成交值>15 億盾

市值排名/股碼	BiL.VND
VCB	411,256
VHM	218,589
VIC	209,766
BID	207,399
GAS	200,008

市值排名/股碼	BiL.VND
KSF	20,730
THD	14,350
IDC	11,418
PVI	11,150
NVB	11,025

市值排名/股碼	BiL.VND
ACV	184,732
VGI	65,804
VEA	52,246
MCH	51,512
BSR	45,227

交易量排名/股碼	成交值	30 日均
LPB	46,640,920	11,814,490
HPG	27,271,100	27,142,938
EIB	23,970,200	3,249,603
VPB	18,155,000	25,881,880
SHB	16,259,065	18,608,504

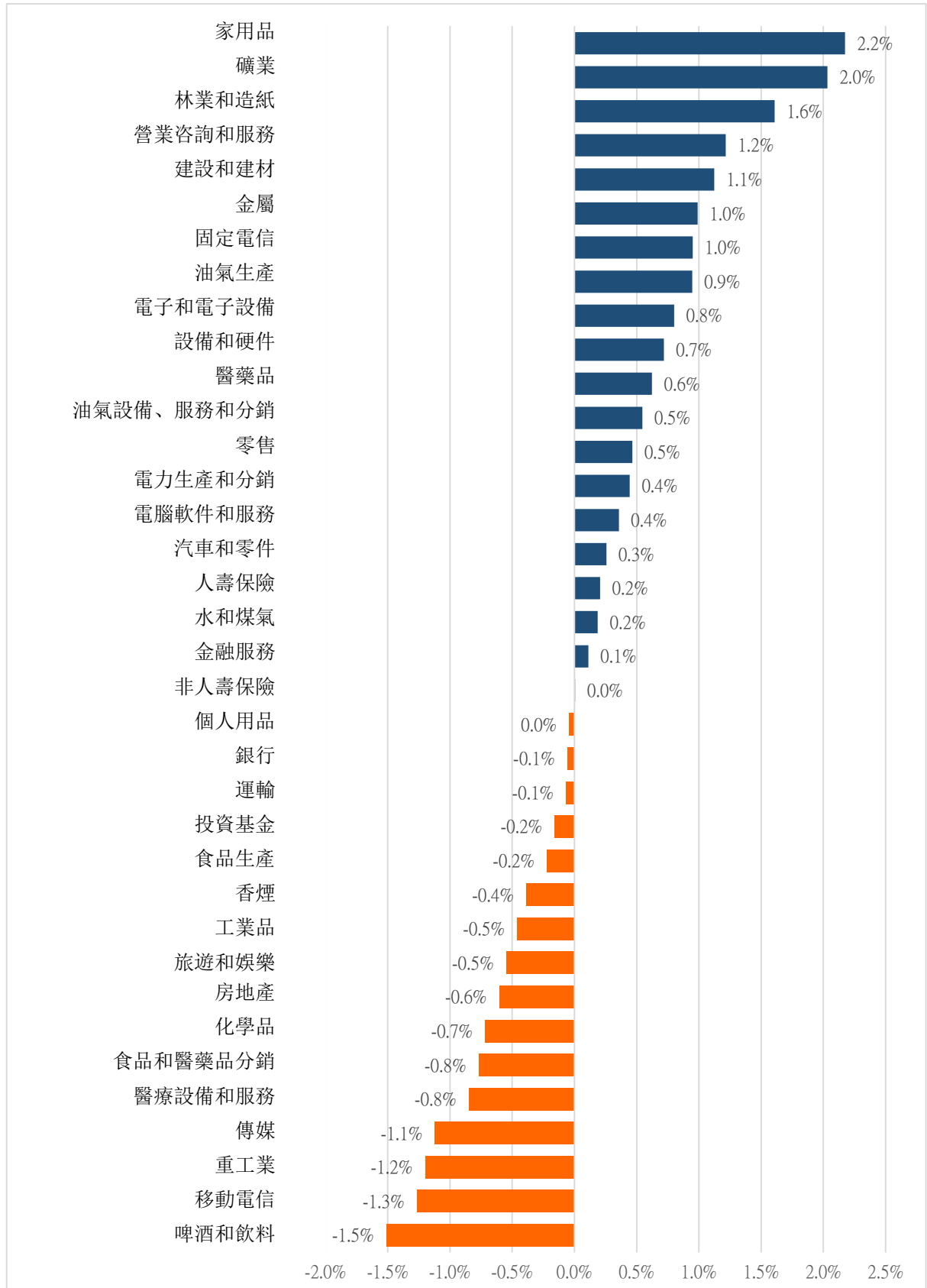
交易量排名/股碼	成交值	30 日均
SHS	10,440,421	19,821,047
CEO	6,884,540	9,644,020
NRC	3,055,136	1,780,113
HUT	3,035,608	2,088,539
DNP	2,863,377	1,584

交易量排名/股碼	成交值	30 日均
BSR	6,999,155	7,596,342
C4G	5,768,623	1,758,106
GEE	2,476,300	46,695
AFX	1,189,400	285,482
KLB	1,119,226	133,422

資料源: Bloomberg & Yuanta Research

We Create Fortune

各行業板塊的交易走勢

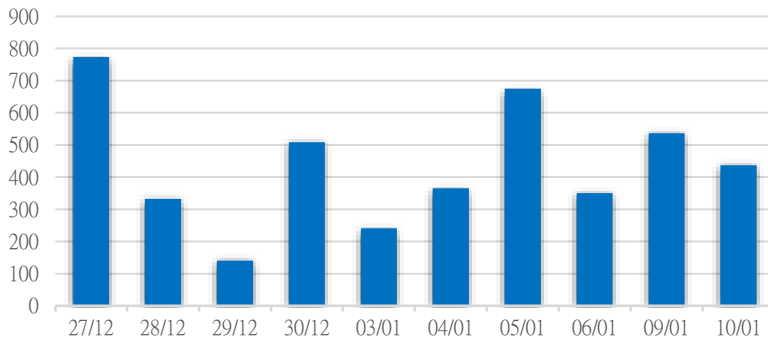


資料源: FiinPro - YSVN

We Create Fortune

外資買進賣統計

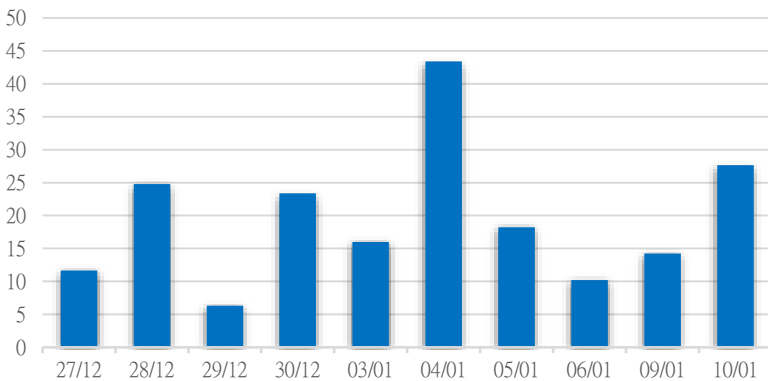
HSX 外資每日買/賣超



證券代碼	買超金額 (Mil.VND)	證券代碼	賣超金額 (Mil.VND)
HPG	104,683	VCB	35,528
FUEVFNVD	56,084	KDC	16,952
E1VFN30	38,851	DGC	16,748
FUESSVFL	38,222	NLG	10,841
VNM	37,316	KBC	8,991

HSX 外資買/賣超的前 5 名

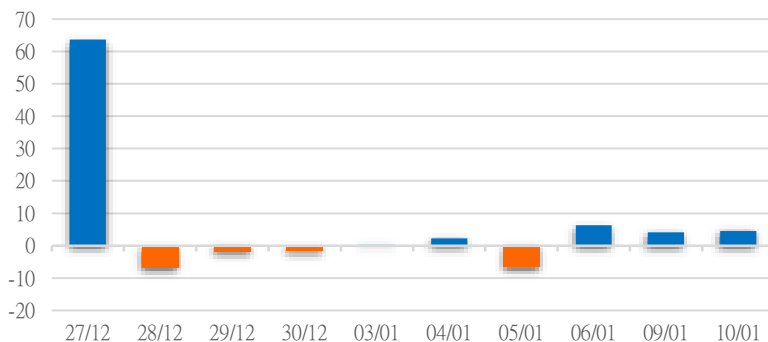
HNX 外資每日買/賣超



證券代碼	買超金額 (Mil.VND)	證券代碼	賣超金額 (Mil.VND)
IDC	16,200	PGT	232
PVS	3,077	ONE	206
TNG	2,363	MBS	135
PVI	1,872	BCC	129
CEO	1,776	THD	32

HNX 外資買/賣超的前 5 名

UPCOM 外資每日買/賣超



證券代碼	買超金額 (Mil.VND)	證券代碼	賣超金額 (Mil.VND)
BSR	6,079	VTP	1,195
MCH	458	OIL	418
TTD	147	QNS	416
CSI	99	ABI	252
ACV	99	VEA	183

UPCOM 外資買/賣超的前 5 名

源: FiinPro - YSVN

We Create Fortune

自營統計

證券代碼	買超金額 (Mil.VND)	證券代碼	賣超金額 (Mil.VND)
FPT	14,406	E1VFN30	97,000
VPB	10,844	FUEVFN30	40,192
ACB	10,211	FUESSVFL	37,983
MWG	10,117	EIB	37,072
POW	9,912	NVL	15,450

HSX 自營交易最大前名

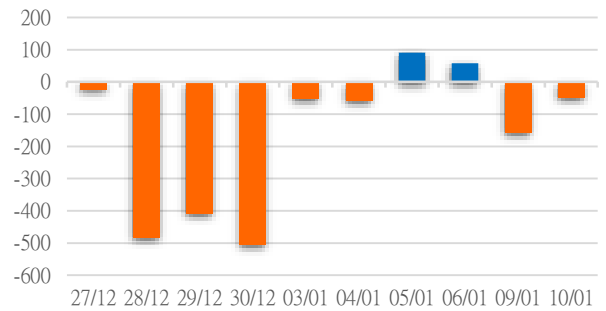
證券代碼	買超金額 (Mil.VND)	證券代碼	賣超金額 (Mil.VND)
		PLC	1,435
		GKM	176.8

HNX 自營交易最大前名

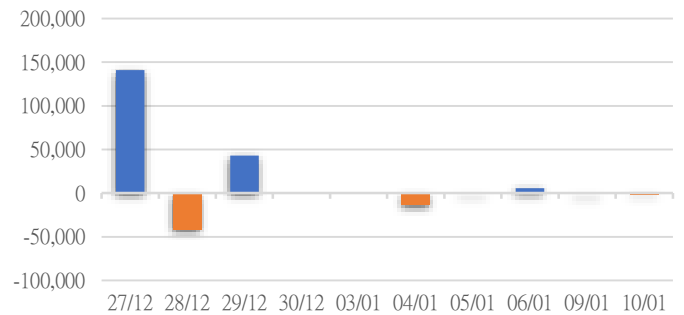
證券代碼	買超金額 (Mil.VND)	證券代碼	賣超金額 (Mil.VND)
BSR	7,130		

UPCoM 自營交易最大前名

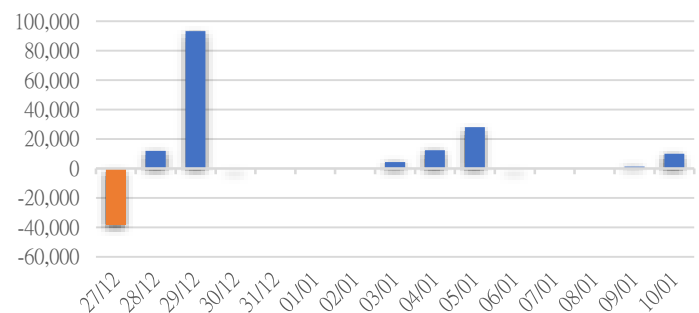
HSX 自營交易每日買/賣超
(Bil.VND)



HNX 自營交易每日買/賣超
(Mil.VND)

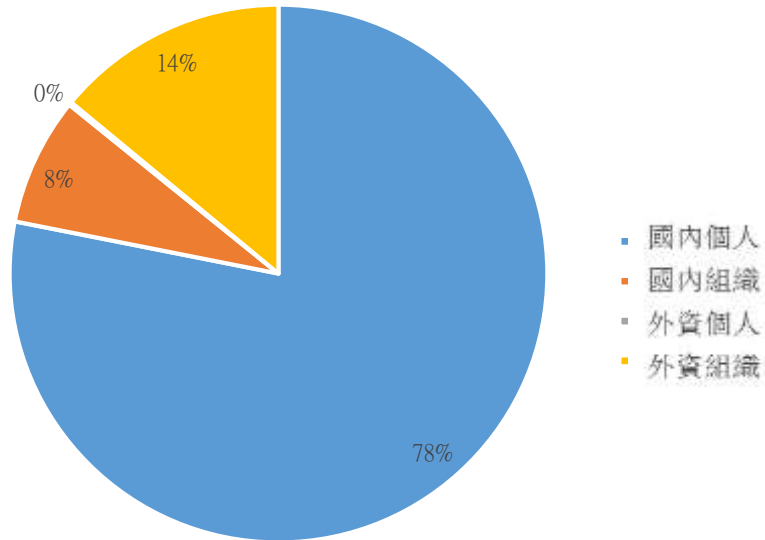


UPCoM 自營交易每日買/賣超
(Mil.VND)



We Create **Fortune**

越南證券市場投資人類別統計



資料源: FiinPro - YSVN

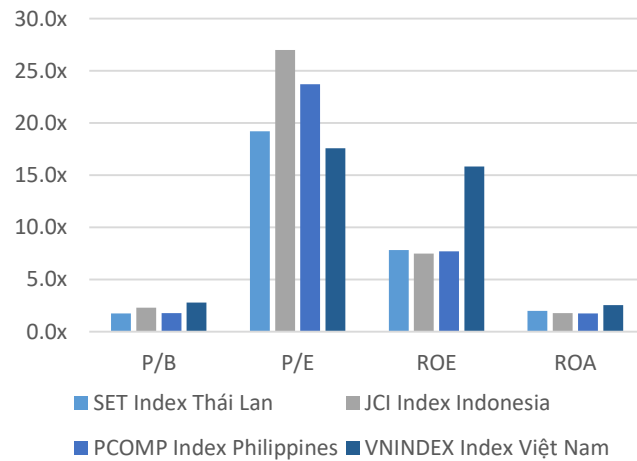
東南亞主要市場走勢比較



東南亞主要市場數據

		Thailand	Indonesia	Philippines	Vietnam
P/B		1.7x	1.9x	1.7x	1.7x
P/E		14.7x	12.98	15.7x	11.0x
ROE	%	10.40	12.50	10.99	15.44
ROA	%	2.63	3.42	2.47	2.49
Vốn hóa	Tỷ USD	615.09	595.84	172.99	179.31
GTGD	Triệu USD	2.17	0.54	0.08	0.27
LS cổ tức	%	2.70	2.95	2.06	1.89

源: Bloomberg & YSVN





We Create Fortune

元大證券（越南）公司

個人客戶分析部

Nguyễn Thế Minh
研究分析經理
+84 28 3622 6868 ext 3826
minh.nguyen@yuanta.com.vn

Lý Thị Hiền
研究分析主管
+84 28 3622 6868 ext 3908
hien.ly@yuanta.com.vn

Quách Đức Khánh
研究分析副主管
+84 28 3622 6868 ext 3833
khanh.quach@yuanta.com.vn

Khổng Hữu Hiệp
高級分析專員
+84 28 3622 6868 ext 3912
hiep.khong@yuanta.com.vn

Nguyễn Trịnh Ngọc Hồng
高級分析專員
+84 28 3622 6868 ext 3832
hong.nguyen@yuanta.com.vn

Phạm Tấn Phát
高級分析專員
+84 28 3622 6868 ext 3880
phat.pham@yuanta.com.vn

個人客戶業務部

Phạm Đắc Thành
北部分行經理
+84 28 3622 6868 ext 3416
thanh.pham@yuanta.com.vn

Võ Thị Thu Thủy
平陽分行經理
+84 28 3622 6868 ext 3505
thuy.vo@yuanta.com.vn

Lương Kỳ Ty
堤岸分行經理
+84 28 3622 6868 ext 3653
ty.luong@yuanta.com.vn

Bùi Quốc Phong
同奈分行經理
+84 28 3622 6868 ext 3701
phong.bui@yuanta.com.vn

Võ Đình Tuấn
峴港分行經理
+84 28 3622 6868 ext 3301
tuan.vo@yuanta.com.vn

Nguyễn Việt Quang
河內分行經理
+84 28 3622 6868 ext 3404
quang.nguyen@yuanta.com.vn

Đinh Thị Thu Cúc
頭頓分行經理
+84 28 3622 6868 ext 3203
cuc.dinh@yuanta.com.vn

Appendix A: Important Disclosures

Analyst Certification

Each research analyst primarily responsible for the content of this research report, in whole or in part, certifies that with respect to each security or issuer that the analyst covered in this report: (1) all of the views expressed accurately reflect his or her personal views about those securities or issuers; and (2) no part of his or her compensation was, is, or will be, directly or indirectly, related to the specific recommendations or views expressed by that research analyst in the research report.

Ratings Definitions

BUY: We have a positive outlook on the stock based on our expected absolute or relative return over the investment period. Our thesis is based on our analysis of the company's outlook, financial performance, catalysts, valuation and risk profile. We recommend investors add to their position.

HOLD-Outperform: In our view, the stock's fundamentals are relatively more attractive than peers at the current price. Our thesis is based on our analysis of the company's outlook, financial performance, catalysts, valuation and risk profile.

HOLD-Underperform: In our view, the stock's fundamentals are relatively less attractive than peers at the current price. Our thesis is based on our analysis of the company's outlook, financial performance, catalysts, valuation and risk profile.

SELL: We have a negative outlook on the stock based on our expected absolute or relative return over the investment period. Our thesis is based on our analysis of the company's outlook, financial performance, catalysts, valuation and risk profile. We recommend investors reduce their position.

Under Review: We actively follow the company, although our estimates, rating and target price are under review.

Restricted: The rating and target price have been suspended temporarily to comply with applicable regulations and/or Yuanta policies.

Note: Yuanta research coverage with a Target Price is based on an investment period of 12 months. Greater China Discovery Series coverage does not have a formal 12 month Target Price and the recommendation is based on an investment period specified by the analyst in the report.

Global Disclaimer

© 2018 Yuanta. All rights reserved. The information in this report has been compiled from sources we believe to be reliable, but we do not hold ourselves responsible for its completeness or accuracy. It is not an offer to sell or solicitation of an offer to buy any securities. All opinions and estimates included in this report constitute our judgment as of this date and are subject to change without notice.

This report provides general information only. Neither the information nor any opinion expressed herein constitutes an offer or invitation to make an offer to buy or sell securities or other investments. This material is prepared for general circulation to clients and is not intended to provide tailored investment advice and does not take into account the individual financial situation and objectives of any specific person who may receive this report. Investors should seek financial advice regarding the appropriateness of investing in any securities, investments or investment strategies discussed or recommended in this report. The information contained in this report has been compiled from sources believed to be reliable but no representation or warranty, express or implied, is made as to its accuracy, completeness or correctness. This report is not (and should not be construed as) a solicitation to act as securities broker or dealer in any jurisdiction by any person or company that is not legally permitted to carry on such business in that jurisdiction.

Yuanta research is distributed in the United States only to Major U.S. Institutional Investors (as defined in Rule 15a-6 under the Securities Exchange Act of 1934, as amended and SEC staff interpretations thereof). All transactions by a US person in the securities mentioned in this report must be effected through a registered broker-dealer under Section 15 of the Securities Exchange Act of 1934, as amended. Yuanta research is distributed in Taiwan by Yuanta Securities Investment Consulting. Yuanta research is distributed in Hong Kong by Yuanta Securities (Hong Kong) Co. Limited, which is licensed in Hong Kong by the Securities and Futures Commission for regulated activities, including Type 4 regulated activity (advising on securities). In Hong Kong, this research report may not be redistributed, retransmitted or disclosed, in whole or in part or and any form or manner, without the express written