

個股焦點

IJC




# IJC — 中期趨勢良好但短期風險上漲

Mã CP <b>IJC</b>	Tên công ty <b>Becamex IJC</b>	Sàn GD <b>HOSE</b>
---------------------	-----------------------------------	-----------------------


  

<b>STOCK RATING</b> <b>79</b>	<b>ĐIỂM CƠ BẢN</b> <b>86</b>	<b>SỨC MẠNH GIÁ</b> <b>72</b>
----------------------------------	---------------------------------	----------------------------------

Xu hướng ngắn hạn 

Ngày **24/02/2023**

Khuyến nghị **持有** 

Giá đóng cửa **13,850**

短期阻力關卡: 14.24

短期支撐關卡: 12.96

短期趨勢 (5-10 天): 上漲

中期阻力關卡: 21.09

中期支撐關卡: 10.09

中期趨勢 (1-3 月): TRUNG TÍNH

# IJC — 中期趨勢良好但短期風險上漲

IJC 在 2022 年第三季度的收入為 2,250 億越南盾，同比下降 17%，稅後利潤為 80 億越南盾，同比增長 23%。2022 年全年，IJC 的收入為 9,300 億越南盾，同比增長 16%，稅後利潤為 870 億越南盾，同比增長 14%。至此，IJC 已完成 70% 的收入目標和 75% 的稅後利潤目標。

- IJC 的 2022 年第四季度收入下降，原因是房地產銷售額同比大幅下降 94%，積極點是來自其他主要板塊的收入，如路橋票銷售、建築等強勁增長 50%-100% YoY，這得益於中標新項目，13 號國道在 2022 年第二季度擴建。回報率下降至 42.6%（同期為 54.1%）。此外，財務行政和管理企業的費用分別同比下降 15% 和 11%。
- 路橋票業務仍將是 IJC 盈利和年度穩定現金流的關鍵（40-50% 利潤），該板塊的回報率較高，約為 80%。對於擴建的 13 號國道項目，IJC 仍將受益於額外 15 年的收費站運營期（至 2052 年）。
- 在接下來的 5 年裡，IJC 將繼續開發目前集中在 Binh Duong 的 54 公頃土地基金。Binh Duong 是一個強勁發展並受益於 FDI 流入越南的地區。最近，政府對工業區工人的社會住房房地產和住宅房地產顯示優先政策。我們關注是 IJC 在 Binh Duong 和 Binh Phuoc 的工業區擁有許多社會住房項目和公寓 - 住房項目，這些項目將受益於政府的這一趨勢。一些有關項目正在並將開放出售，如：Sunflower 擴建、IJC Binh Phuoc 工人住房、Bau Bang 住宅區、Hoa Loi 安置區。
- IJC 的另一個積極點是其強大的財務結構，2022 年第四季度末的總債務下降 10% QoQ，債務/VSCH 比率為 0.26 倍，與同行業其他公司相比相當低。
- 以當前收盤價計算，IJC 的 TTM 市盈率為 6.8 倍（相當於 TTM EPS 為 2,048 越南盾）。

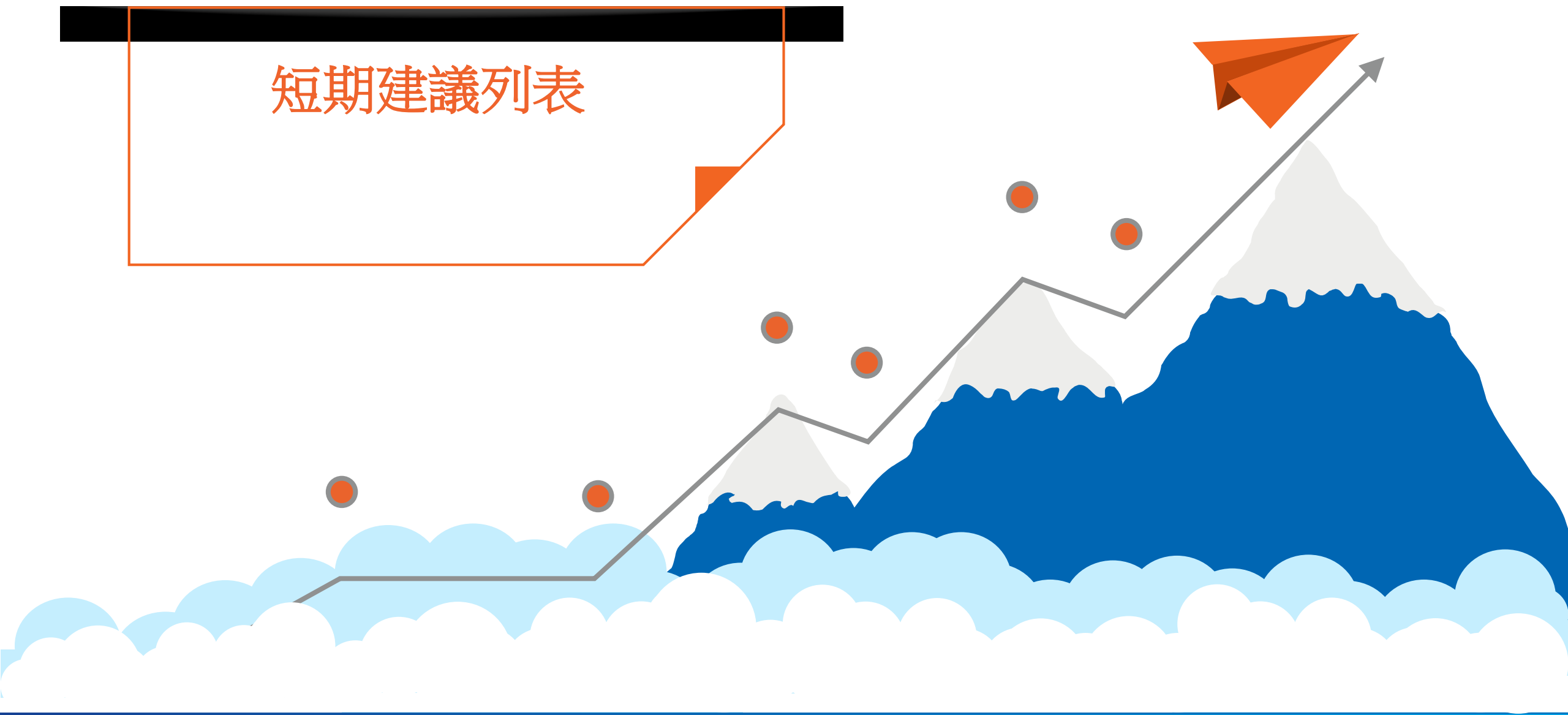
# IJC — 中期趨勢良好但短期風險上漲

- IJC 的股票評級為 79 點，因此我們對該股的增長評級為中性。
- IJC 的價格走勢圖在本周收於 13.85 (+18.4% wow)，交易量在過去一周強勁增長。同時，價格走勢圖接近 14.24 的短期阻力位，尤其是價格走勢圖出現下跌蝙蝠反轉模式，顯示短期風險上漲。
- 從周線圖來看，價格走勢圖出現進入更明顯的中期趨勢階段的跡象。同時，IJC 股的中期趨勢也調整至中性。因此投資者可以繼續持有低於 5% 的 IJC 股，並等待較低的短期調整以買進。



源：YSVN

# 短期建議列表



# 短期建議列表

股碼	股價	短期趨勢	中期趨勢	建議買進日期	T+交易	短期買進價格	Stop loss	報酬%	建議
BID	44.60	上漲	上漲	01/11/2022	T+84	34.55	44.08	29.09%	持有
VCB	93.50	上漲	上漲	10/01/2023	T+34	86.90	89.34	7.59%	持有
GMD	51.50	上漲	上漲	18/01/2023	T+28	48.00	50.99	7.29%	持有
GAS	106.50	上漲	下跌	30/01/2023	T+20	108.20	104.87	-1.57%	持有
PVD	20.80	下跌	上漲	10/02/2023	T+11	20.85	23.54	-0.24%	賣出
TCM	51.20	上漲	上漲	16/02/2023	T+7	53.00	48.53	-3.40%	持有
PVT	19.35	上漲	上漲	17/02/2023	T+6	20.40	19.10	-5.15%	持有
PC1	27.30	上漲	上漲	17/02/2023	T+6	25.95	25.68	5.20%	持有
PVS	25.60	上漲	上漲	17/02/2023	T+6	26.40	24.85	-3.03%	持有
NT2	29.20	上漲	上漲	20/02/2023	T+5	29.40	27.50	-0.68%	持有
ACB	24.60	上漲	上漲	21/02/2023	T+4	25.80	24.44	-4.65%	持有
HPG	20.80	上漲	上漲	21/02/2023	T+4	21.90	20.37	-5.02%	持有

# 聯繫

## 個人客戶分析部

### **Nguyễn Thế Minh**

研究分析經理

+84 28 3622 6868 ext 3826

minh.nguyen@yuanta.com.vn

### **Lý Thị Hiền**

研究分析主管

+84 28 3622 6868 ext 3908

hien.ly@yuanta.com.vn

### **Quách Đức Khánh**

高級分析專員

+84 28 3622 6868 ext 3833

khanh.quach@yuanta.com.vn

### **Nguyễn Trịnh Ngọc Hồng**

高級分析專員

+84 28 3622 6868 ext 3832

hong.nguyen@yuanta.com.vn

### **Khổng Hữu Hiệp**

高級分析專員

+84 28 3622 6868 ext 3912

hiep.khong@yuanta.com.vn

### **Phạm Tấn Phát**

高級分析專員

+84 28 3622 6868 ext 3880

phat.pham@yuanta.com.vn

### **Ngô Thanh Thảo**

分析助理

+84 28 3622 6868 ext 3952

thao.ngo@yuanta.com.vn

# Global Disclaimer



© 2020 Yuanta. All rights reserved. The information in this report has been compiled from sources we believe to be reliable, but we do not hold ourselves responsible for its completeness or accuracy. It is not an offer to sell or solicitation of an offer to buy any securities. All opinions and estimates included in this report constitute our judgment as of this date and are subject to change without notice.

This report provides general information only. Neither the information nor any opinion expressed herein constitutes an offer or invitation to make an offer to buy or sell securities or other investments. This material is prepared for general circulation to clients and is not intended to provide tailored investment advice and does not take into account the individual financial situation and objectives of any specific person who may receive this report. Investors should seek financial advice regarding the appropriateness of investing in any securities, investments or investment strategies discussed or recommended in this report. The information contained in this report has been compiled from sources believed to be reliable but no representation or warranty, express or implied, is made as to its accuracy, completeness or correctness. This report is not (and should not be construed as) a solicitation to act as securities broker or dealer in any jurisdiction by any person or company that is not legally permitted to carry on such business in that jurisdiction.

Yuanta research is distributed in the United States only to Major U.S. Institutional Investors (as defined in Rule 15a-6 under the Securities Exchange Act of 1934, as amended and SEC staff interpretations thereof). All transactions by a US person in the securities mentioned in this report must be effected through a registered broker-dealer under Section 15 of the Securities Exchange Act of 1934, as amended. Yuanta research is distributed in Taiwan by Yuanta Securities Investment Consulting. Yuanta research is distributed in Hong Kong by Yuanta Securities (Hong Kong) Co. Limited, which is licensed in Hong Kong by the Securities and Futures Commission for regulated activities, including Type 4 regulated activity (advising on securities). In Hong Kong, this research report may not be redistributed, retransmitted or disclosed, in whole or in part or any form or manner, without the express written consent of Yuanta Securities (Hong Kong) Co. Limited.