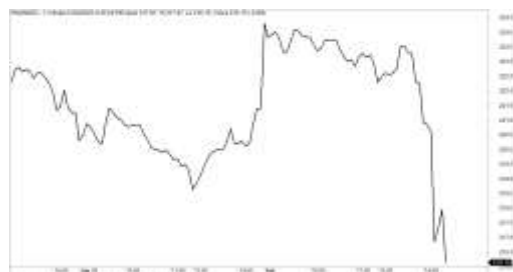


當日市場：市場在午盤被強勁拋售
2023/02/02
市場走勢

市場指數	VNI	HNI	UPCOM
收盤	1,075.97	216.01	74.93
%日	-3.17%	-2.89%	-1.20%
%週	-2.90%	-1.76%	1.28%
%月	6.84%	5.21%	4.58%
%年	-27.25%	-48.17%	-31.69%
成交值(Bil.VND)			
當日	9,763	1,044	442
日均量/週	13,979	1,457	574
日均量/月	11,061	1,060	474
外資進出			
買進	1,562.74	47.61	16.94
賣出	1,467.73	7.95	24.30
買賣超	95.01	39.66	-7.36
市場漲跌家數			
上漲	138	54	149
下跌	305	123	107
持平	56	73	84
市場指標			
P/E	12.09	13.52	12.29
總市值 (兆盾)	4,469	271	1,007
股息殖利率	2.45%	5.86%	3.80%

資料源: Bloomberg - YSVN

VNINDEX

HNIINDEX

市場走勢

市場等待美聯儲政策會議在週三的進展，拋售壓力在午盤回歸市場，VN-Index 收於 1075.97 點，相當於下跌 3.17%，而 HNX-Index 下跌 2.89%，Upcom-Index 下跌 1.2%。3 大市場的交易額均錄得 188.97 億越南盾。

BID、KDH、MSN、VHM、VPB、VRE、TPB、STB0 等收跌超過 5%，其中 GVR 跌停。VN30-Index 錄得 23 檔下跌股和 7 檔上漲股，其中 MWG (1.3%)、HDB (1.9%)、NVL (2.5%)、PDR (0.4%) 仍是保持漲幅的股票。

在板塊方面，糖業股逆市，如 SBT、LSS 或者 QNS (3.3%) 漲停。此外，一些股票仍尚未大幅上漲如 NVL、PDR、GIL 等在當日也錄得良好的走勢。

外資在整個市場反轉買超 1,250 億越南盾，其中 HPG (2,030 億)、HCM (490 億)、HDB (440 億) 在買超方面領先。另一方面，VHM (1,030 億)、DGC (420 億)、VNM (390 億) 被拋售最多的股票。

市場短期觀點

我們認為，VN-Index 可能會在早盤繼續下跌至 20 日均線附近，並可能在下一交易日收窄跌幅，或者在尾盤復甦。同時，市場處於短期調整階段，因此市場在未來幾個交易日可能會在窄幅波動，並在各類股票之間分化。此外，短期情緒指標小幅下跌，顯示投資者對當前的走勢持謹慎態度。

大盤的短期走勢從上漲調整至中性，尤其是大型股的短期趨勢處於更負面的走勢。因此，我們建議短期投資者可以停止買進和持有，或者重組當前的投資組合。

請在 <https://ysradar.yuanta.com.vn/> 查看有關股票的信號。

技術分析圖



指數技術分析圖 VN-Index



指數技術分析圖 HNX-Index

指數	短期趨勢	中期趨勢	阻力區 1	阻力區 2	支撐區 1	支撐區 2
VN-Index	中性	上漲	1110	1130	870	800
HNX-Index	中性	上漲	197	210	189	160
VN30	中性	上漲	1120	1140	980	960
VNMidcaps	中性	上漲	1,030	1200	963	900
VNSmallcaps	中性	上漲	1000	1150	804	750

胡志明市交易所 (HSX)

	收盤	漲跌%
VNI	1075.97	-3.17%
VN30	1088.09	-3.29%
VN Mid	1361.86	-3.64%
VN Small	1134.25	-2.89%

河內交易所 (HSX)

	收盤	漲跌%
HNI	216.01	-2.89%
HN30	367.83	-5.09%
VNX AllSh	1038.18	-3.35%

UPCOM 市場 (UPCoM)

	收盤	漲跌%
UPCoM	74.93	-1.20%

外資交易	成交值 (Bil.VND)
買進	1562.74
賣出	1467.73
買超/賣超	95.01

外資交易	成交值 (Bil.VND)
買進	47.61
賣出	7.95
買超/賣超	39.66

外資交易	成交值 (Bil.VND)
買進	16.94
賣出	24.30
買超/賣超	-7.36

上漲排名/ 股碼	漲跌(VND)	漲跌%
LSS	490	7.00%
SBT	1000	6.78%
KHG	320	6.46%
NHH	600	3.90%
CTF	1000	3.08%

上漲排名/ 股碼	漲跌(VND)	漲跌%
SLS	7900	5.58%
VNR	600	2.70%
EVS	300	2.61%
PVI	900	1.80%
NAG	300	1.68%

上漲排名/ 股碼	漲跌(VND)	漲跌%
VEC	1033	6.62%
VFS	1390	5.97%
SWC	806	3.88%
QNS	1288	3.56%
PPH	771	3.21%

下跌排名/ 股碼	漲跌(VND)	漲跌%
DRH	-420	-7.00%
CTD	-2750	-7.00%
HHV	-950	-6.99%
ABS	-460	-6.98%
SCR	-450	-6.98%

下跌排名/ 股碼	漲跌(VND)	漲跌%
CEO	-2400	-9.76%
PVC	-1500	-9.62%
PLC	-2600	-9.42%
TAR	-1300	-9.35%
L14	-5400	-9.17%

下跌排名/ 股碼	漲跌(VND)	漲跌%
HTG	-1651	-4.26%
MSR	-276	-2.23%
DDV	-199	-2.05%
C4G	-250	-2.03%
VLB	-624	-1.96%

*備註: 市值>5,000 億盾; 成交值>15 億盾

市值排名/ 股碼	Bil.VND
VCB	434,918
BID	228,139
VHM	221,637
VIC	217,776
GAS	203,453

市值排名/ 股碼	Bil.VND
KSF	18,630
THD	14,525
IDC	13,332
PVS	12,236
PVI	11,712

市值排名/ 股碼	Bil.VND
ACV	185,424
VGI	68,224
VEA	54,498
MCH	53,389
BSR	51,620

交易量排名/ 股碼	成交值	30 日均
HPG	51,905,400	26,768,818
VND	47,950,200	21,567,232
LPB	38,381,648	11,638,371
VPB	34,013,900	22,655,253
NVL	33,621,600	13,751,083

交易量排名/ 股碼	成交值	30 日均
SHS	34,263,819	15,862,123
CEO	15,018,823	7,941,558
PVS	7,858,520	5,377,665
IDC	5,414,244	2,639,791
HUT	5,247,336	1,639,543

交易量排 名/股碼	成交值	30 日均
BSR	13,587,176	9,586,404
SBS	4,679,212	1,898,794
VHG	3,958,316	1,584,072
C4G	3,673,841	3,052,895
VAB	1,605,871	102,382

資料源: Bloomberg & Yuanta Research

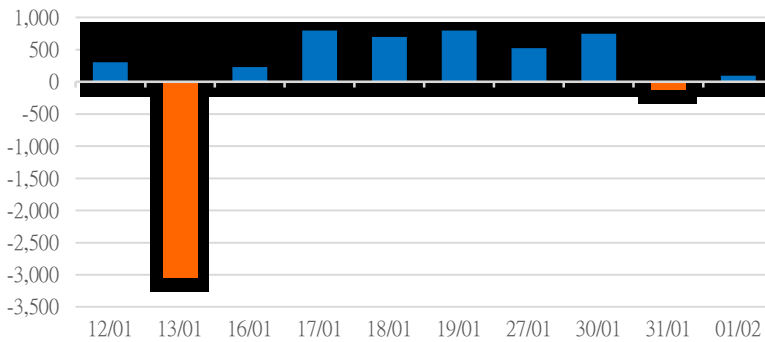
各行業板塊的交易走勢



資料源: FiinPro - YSVN

外資買進賣統計

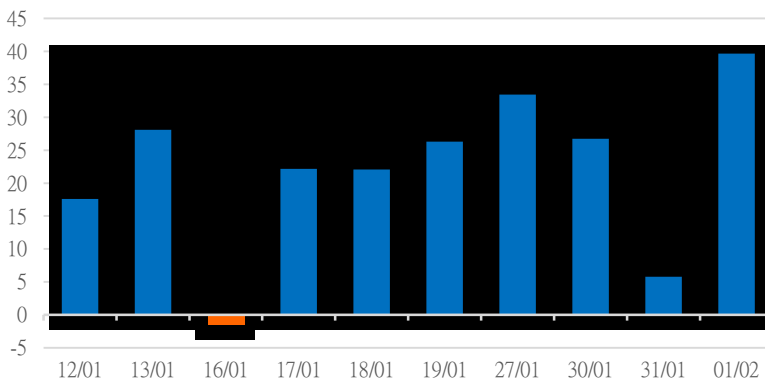
HSX 外資每日買/賣超



證券代碼	買超金額 (Mil.VND)	證券代碼	賣超金額 (Mil.VND)
HPG	203,743	VHM	101,682
HCM	48,657	DGC	41,864
HDB	42,264	VNM	38,947
STB	39,548	MSN	34,150
BID	38,969	CTG	31,592

HSX 外資買/賣超的前 5 名

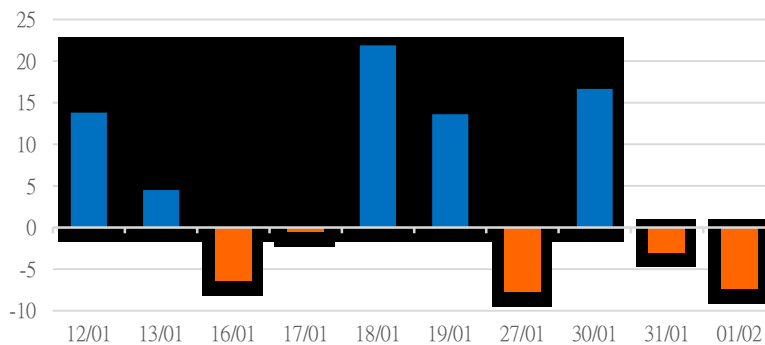
HNX 外資每日買/賣超



證券代碼	買超金額 (Mil.VND)	證券代碼	賣超金額 (Mil.VND)
IDC	18,760	MBS	845
PVS	8,479	EID	688
PVI	5,982	PLC	650
CEO	3,530	VCS	389
SHS	2,941	THD	272

HNX 外資買/賣超的前 5 名

UPCOM 外資每日買/賣超



證券代碼	買超金額 (Mil.VND)	證券代碼	賣超金額 (Mil.VND)
ACV	1,881	VTP	12,157
MCH	1,598	SWC	1,313
QNS	1,286	SIP	651
BSR	1,252	CLX	371
MPC	980	LTG	234

UPCOM 外資買/賣超的前 5 名

源: FiinPro - YSVN

自營統計

證券代碼	買超金額 (Mil.VND)	證券代碼	賣超金額 (Mil.VND)
VPB	37,774	HPG	41,636
GMD	14,935	VNM	31,035
VIB	8,589	VCB	29,814
HT1	2,450	STB	26,782
NBB	1,690	VIC	25,190

HSX 自營交易最大前名

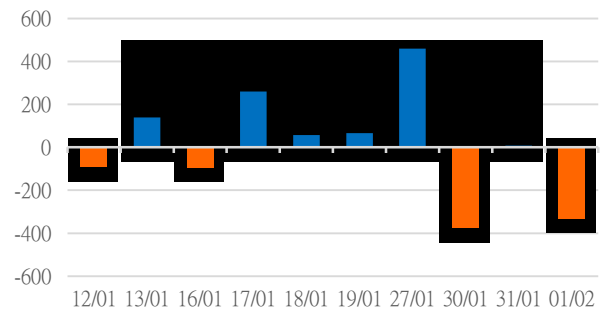
證券代碼	買超金額 (Mil.VND)	證券代碼	賣超金額 (Mil.VND)
PVS	20,195.00		

HNX 自營交易最大前名

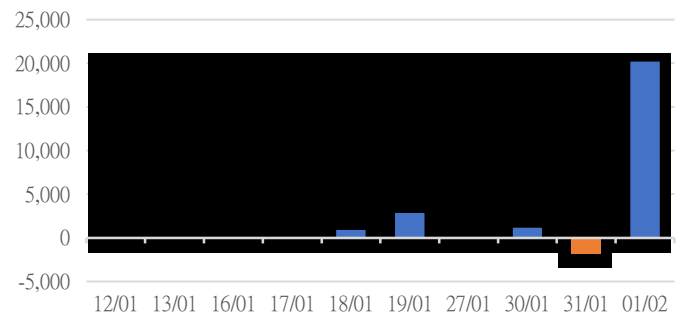
證券代碼	買超金額 (Mil.VND)	證券代碼	賣超金額 (Mil.VND)
QTP	1,936	BSR	1,690
MCH	1,186		
TCI	415		

UPCoM 自營交易最大前名

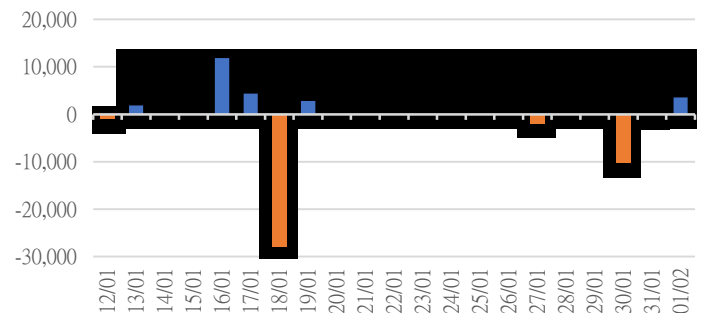
HSX 自營交易每日買/賣超 (Bil.VND)



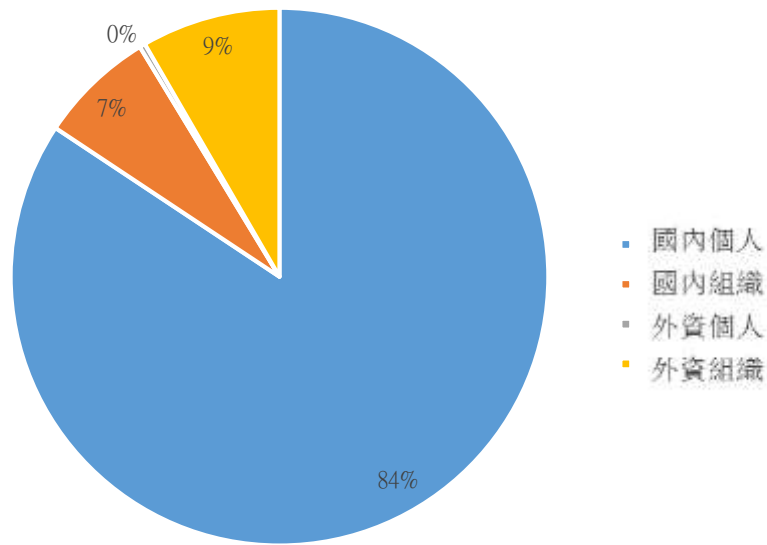
HNX 自營交易每日買/賣超 (Mil.VND)



UPCoM 自營交易每日買/賣超 (Mil.VND)

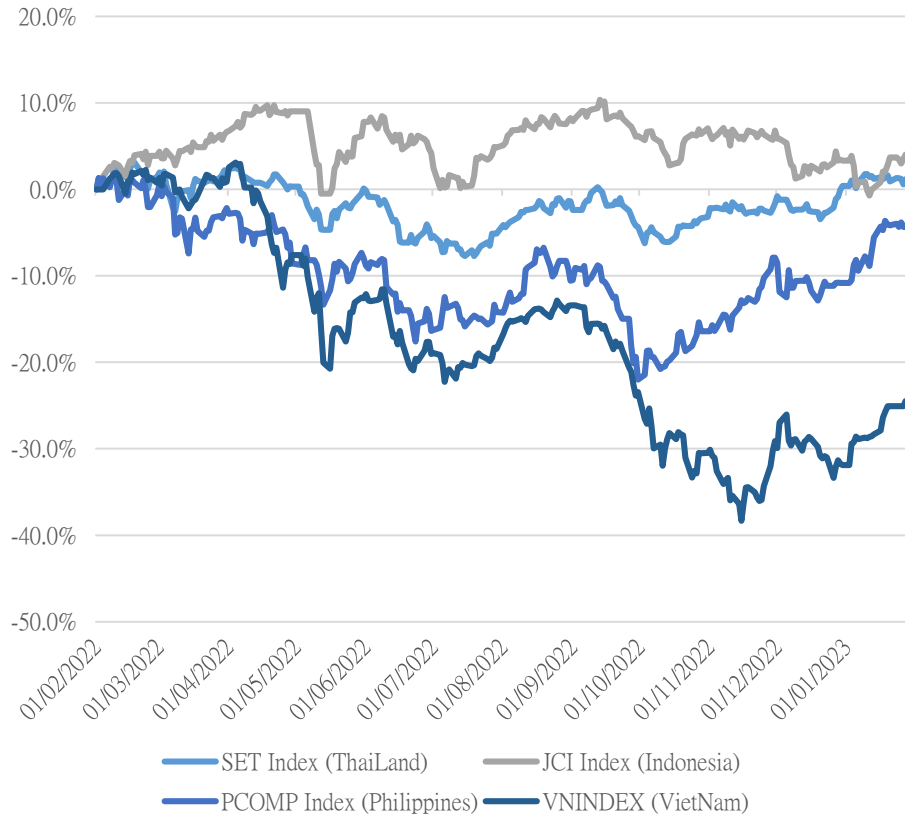


越南證券市場投資人類別統計



資料源: FiinPro - YSVN

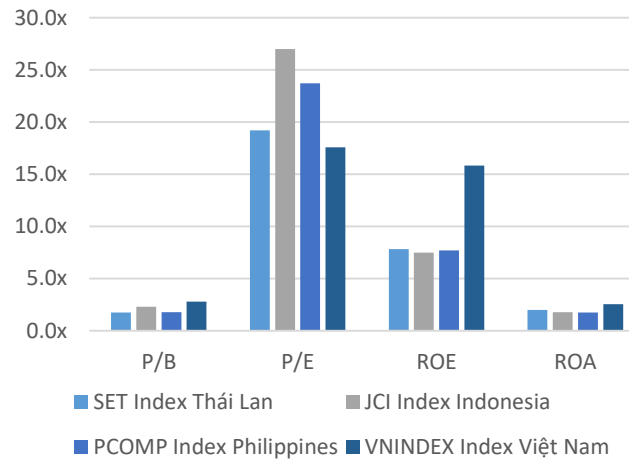
東南亞主要市場走勢比較



東南亞主要市場數據

		Thailand	Indonesia	Philippines	Vietnam
P/B		1.7x	2.0x	1.7x	1.8x
P/E		17.5x	15.1x	15.6x	12.9x
ROE	%	9.31	13.51	10.86	14.80
ROA	%	2.36	3.72	2.48	2.37
Vốn hóa	Tỷ USD	620.40	630.81	173.88	189.11
GTGD	Triệu USD	2.32	0.71	0.15	0.50
LS cổ tức	%	2.73	2.62	1.98	1.85

源: Bloomberg & YSVN



元大證券（越南）公司

個人客戶分析部

Nguyễn Thế Minh
研究分析經理
+84 28 3622 6868 ext 3826
minh.nguyen@yuanta.com.vn

Lý Thị Hiền
研究分析主管
+84 28 3622 6868 ext 3908
hien.ly@yuanta.com.vn

Quách Đức Khánh
研究分析副主管
+84 28 3622 6868 ext 3833
khanh.quach@yuanta.com.vn

Khổng Hữu Hiệp
高級分析專員
+84 28 3622 6868 ext 3912
hiep.khong@yuanta.com.vn

Nguyễn Trịnh Ngọc Hồng
高級分析專員
+84 28 3622 6868 ext 3832
hong.nguyen@yuanta.com.vn

Phạm Tấn Phát
高級分析專員
+84 28 3622 6868 ext 3880
phat.pham@yuanta.com.vn

個人客戶業務部

Phạm Đắc Thành
北部分行經理
+84 28 3622 6868 ext 3416
thanh.pham@yuanta.com.vn

Võ Thị Thu Thủy
平陽分行經理
+84 28 3622 6868 ext 3505
thuy.vo@yuanta.com.vn

Lương Kỳ Ty
堤岸分行經理
+84 28 3622 6868 ext 3653
ty.luong@yuanta.com.vn

Bùi Quốc Phong
同奈分行經理
+84 28 3622 6868 ext 3701
phong.bui@yuanta.com.vn

Võ Đình Tuấn
峴港分行經理
+84 28 3622 6868 ext 3301
tuan.vo@yuanta.com.vn

Nguyễn Việt Quang
河內分行經理
+84 28 3622 6868 ext 3404
quang.nguyen@yuanta.com.vn

Đinh Thị Thu Cúc
頭頓分行經理
+84 28 3622 6868 ext 3203
cuc.dinh@yuanta.com.vn

Appendix A: Important Disclosures

Analyst Certification

Each research analyst primarily responsible for the content of this research report, in whole or in part, certifies that with respect to each security or issuer that the analyst covered in this report: (1) all of the views expressed accurately reflect his or her personal views about those securities or issuers; and (2) no part of his or her compensation was, is, or will be, directly or indirectly, related to the specific recommendations or views expressed by that research analyst in the research report.

Ratings Definitions

BUY: We have a positive outlook on the stock based on our expected absolute or relative return over the investment period. Our thesis is based on our analysis of the company's outlook, financial performance, catalysts, valuation and risk profile. We recommend investors add to their position.

HOLD-Outperform: In our view, the stock's fundamentals are relatively more attractive than peers at the current price. Our thesis is based on our analysis of the company's outlook, financial performance, catalysts, valuation and risk profile.

HOLD-Underperform: In our view, the stock's fundamentals are relatively less attractive than peers at the current price. Our thesis is based on our analysis of the company's outlook, financial performance, catalysts, valuation and risk profile.

SELL: We have a negative outlook on the stock based on our expected absolute or relative return over the investment period. Our thesis is based on our analysis of the company's outlook, financial performance, catalysts, valuation and risk profile. We recommend investors reduce their position.

Under Review: We actively follow the company, although our estimates, rating and target price are under review.

Restricted: The rating and target price have been suspended temporarily to comply with applicable regulations and/or Yuanta policies.

Note: Yuanta research coverage with a Target Price is based on an investment period of 12 months. Greater China Discovery Series coverage does not have a formal 12 month Target Price and the recommendation is based on an investment period specified by the analyst in the report.

Global Disclaimer

© 2018 Yuanta. All rights reserved. The information in this report has been compiled from sources we believe to be reliable, but we do not hold ourselves responsible for its completeness or accuracy. It is not an offer to sell or solicitation of an offer to buy any securities. All opinions and estimates included in this report constitute our judgment as of this date and are subject to change without notice.

This report provides general information only. Neither the information nor any opinion expressed herein constitutes an offer or invitation to make an offer to buy or sell securities or other investments. This material is prepared for general circulation to clients and is not intended to provide tailored investment advice and does not take into account the individual financial situation and objectives of any specific person who may receive this report. Investors should seek financial advice regarding the appropriateness of investing in any securities, investments or investment strategies discussed or recommended in this report. The information contained in this report has been compiled from sources believed to be reliable but no representation or warranty, express or implied, is made as to its accuracy, completeness or correctness. This report is not (and should not be construed as) a solicitation to act as securities broker or dealer in any jurisdiction by any person or company that is not legally permitted to carry on such business in that jurisdiction.

Yuanta research is distributed in the United States only to Major U.S. Institutional Investors (as defined in Rule 15a-6 under the Securities Exchange Act of 1934, as amended and SEC staff interpretations thereof). All transactions by a US person in the securities mentioned in this report must be effected through a registered broker-dealer under Section 15 of the Securities Exchange Act of 1934, as amended. Yuanta research is distributed in Taiwan by Yuanta Securities Investment Consulting. Yuanta research is distributed in Hong Kong by Yuanta Securities (Hong Kong) Co. Limited, which is licensed in Hong Kong by the Securities and Futures Commission for regulated activities, including Type 4 regulated activity (advising on securities). In Hong Kong, this research report may not be redistributed, retransmitted or disclosed, in whole or in part or any form or manner, without the express written