


當日市場：市場在尾盤處於更穩定的情緒
2023/02/07
市場走勢

市場指數	VNI	HNI	UPCOM
收盤	1,089.29	214.47	75.96
%日	1.13%	-0.38%	0.56%
%週	-1.20%	-2.86%	0.74%
%月	3.60%	1.81%	4.41%
%年	-26.35%	-48.54%	-30.75%
成交值(Bil.VND)			
當日	9,763	1,044	442
日均量/週	12,527	1,228	467
日均量/月	11,207	1,060	464
外資進出			
買進	1,494.82	10.72	5.00
賣出	1,101.45	1.16	0.98
買賣超	393.37	9.56	4.02
市場漲跌家數			
上漲	138	74	149
下跌	305	83	107
持平	56	73	84
市場指標			
P/E	12.03	15.40	12.09
總市值 (兆盾)	4,332	269	995
股息殖利率	2.59%	5.97%	4.12%

資料源: Bloomberg - YSVN

VNINDEX

HNIINDEX

市場走勢

市場必要有復甦的階段，以幫助投資者在世界市場在本周的最後一個交易日反轉大幅下跌時轉為不那麼謹慎的情緒。VN-Index 收於 1089.29 點，相當於上漲 1.13%，HNX-Index 下跌 0.38%，Upcom-Index 上漲 0.56%。3 大市場的交易額均錄得 8 兆 2,500 億越南盾。

銀行股表現最佳，因為多檔股票上漲至舊頂，如 BID、TCB、ACB，尤其是 VCB (3.2%) 收於 96,000 越南盾，這也是該股的多年高點。在跌幅方面，STB (-1.3%)、MWG (-1.4%)、VIB (-2.7%) 是導致指數下跌最多的股票。

在 Bui Thanh Nhon 先生重回公司管理委員會的消息傳出後，NVL (3%) 在第二個交易日繼續大幅上漲。PC1、PLX、MSB、REE 也在盤中上漲。

外資在整個市場繼續買超 4,070 億越南盾，其中 STB (1,260 億)、SSI (420 億) 和 VCB (310 億) 在買超方面領先。另一方面，DPM (480 億)、BID (170 億)、DXG (170 億) 被拋售最多的股票。

市場短期觀點

我們認為市場在下個交易日可能會下跌，VN-Index 繼續在 20 日均線附近橫盤整理。同時，大盤有進入短期調整階段的跡象，因此大盤可能在短期內繼續橫盤整理，現金流繼續在各類股票之間分化。此外，市場的趨勢幅度繼續小幅收窄，顯示投資者對目前的市場走勢仍持謹慎情緒。

大盤的短期走勢維持中性。因此，我們建議短期投資者可以繼續觀察市場，並在目前水平持有比例。同時，投資者在此時應限制增加股票比例，或者僅應考慮低比例的股票。

請在 <https://ysradar.yuanta.com.vn/> 查看有關股票的信號。

技術分析圖



指數技術分析圖 VN-Index



指數技術分析圖 HNX-Index

指數	短期趨勢	中期趨勢	阻力區 1	阻力區 2	支撐區 1	支撐區 2
VN-Index	下跌	上漲	1110	1130	870	800
HNX-Index	上漲	上漲	197	210	189	160
VN30	下跌	上漲	1120	1140	980	960
VNMidcaps	下跌	上漲	1,030	1200	963	900
VNSmallcaps	上漲	上漲	1000	1150	804	750

胡志明市交易所 (HSX)

	收盤	漲跌%
VNI	1089.29	1.13%
VN30	1094.37	0.80%
VN Mid	1350.29	0.96%
VN Small	1129.18	0.32%

河內交易所 (HSX)

	收盤	漲跌%
HNI	214.47	-0.38%
HN30	366.12	-0.21%
VNX AllSh	1039.28	0.81%

UPCOM 市場 (UPCoM)

	收盤	漲跌%
UPCoM	75.96	0.56%

外資交易	成交值 (Bil.VND)
買進	1494.82
賣出	1101.45
買超/賣超	393.37

外資交易	成交值 (Bil.VND)
買進	10.72
賣出	1.16
買超/賣超	9.56

外資交易	成交值 (Bil.VND)
買進	5.00
賣出	0.98
買超/賣超	4.02

上漲排名/ 股碼	漲跌(VND)	漲跌%
KHG	370	6.92%
PC1	1600	6.87%
VIP	570	5.92%
MSB	700	5.76%
SCR	300	5.00%

上漲排名/ 股碼	漲跌(VND)	漲跌%
TAR	500	3.88%
NAG	600	3.16%
DTD	400	3.01%
CEO	400	1.77%
SLS	2500	1.68%

上漲排名/ 股碼	漲跌(VND)	漲跌%
VCP	983	4.08%
QTP	118	0.80%
VGT	75	0.63%
LTG	32	0.12%
NTC	131	0.11%

下跌排名/ 股碼	漲跌(VND)	漲跌%
SBT	-500	-3.11%
APG	-160	-2.75%
VIB	-650	-2.67%
CTR	-1600	-2.59%
DRH	-140	-2.56%

下跌排名/ 股碼	漲跌(VND)	漲跌%
KSF	-1400	-2.33%
MBG	-100	-2.04%
VCS	-700	-1.32%
IDC	-500	-1.25%
VGS	-100	-0.81%

下跌排名/ 股碼	漲跌(VND)	漲跌%
SBS	-104	-1.93%
OIL	-169	-1.90%
ABB	-123	-1.45%
VUA	-537	-1.28%
DDV	-115	-1.25%

*備註: 市值>5,000 億盾; 成交值>15 億盾

市值排名/ 股碼	Bil.VND
VCB	440,124
BID	219,287
VIC	213,580
VHM	209,445
GAS	201,348

市值排名/ 股碼	Bil.VND
KSF	18,030
THD	14,280
IDC	13,200
PVI	11,665
BAB	11,306

市值排名/ 股碼	Bil.VND
ACV	184,135
VGI	64,605
VEA	53,802
MCH	51,656
BSR	49,614

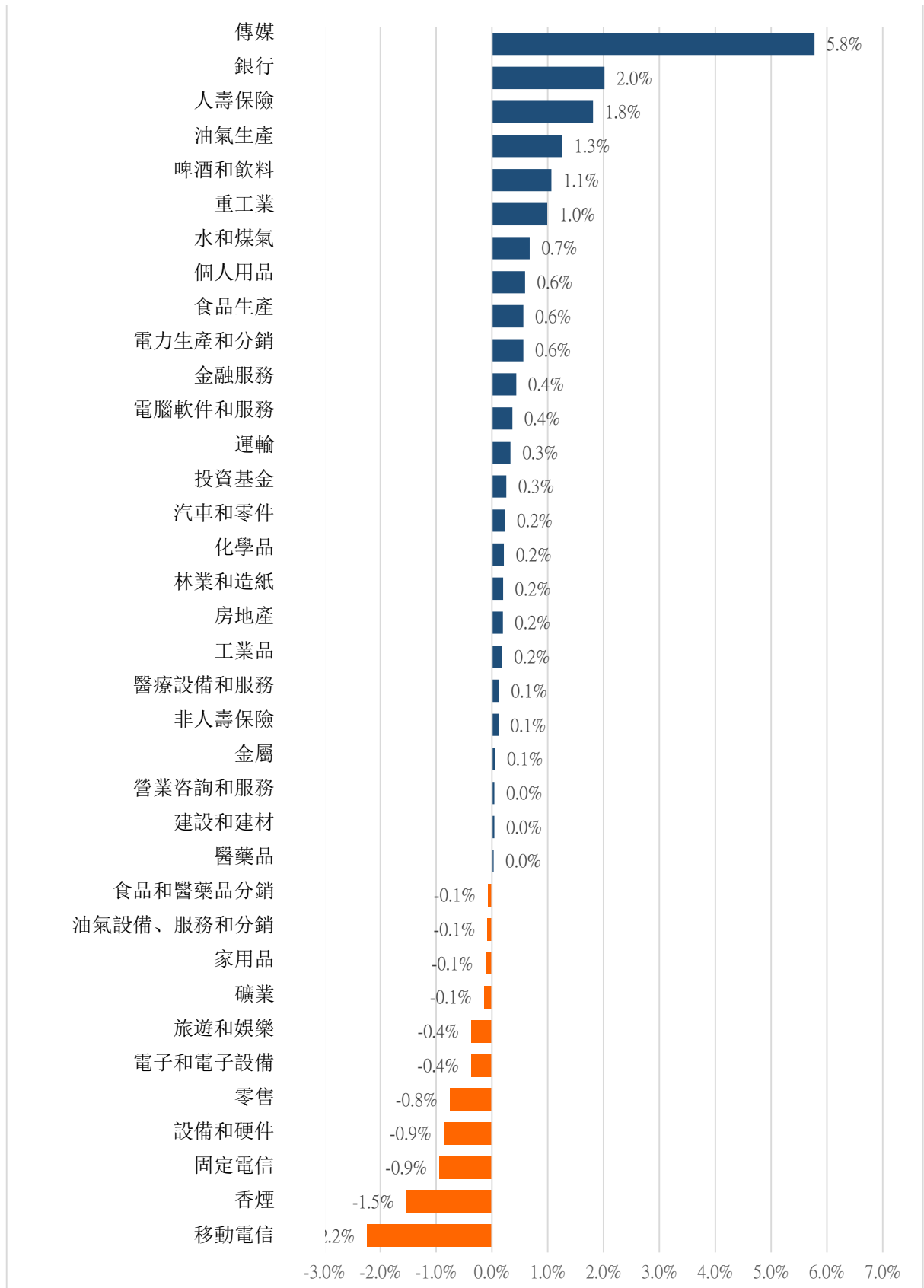
交易量排名/ 股碼	成交值	30 日均
SHB	32,597,500	18,432,403
VIB	31,256,734	4,436,685
HPG	23,062,300	27,698,922
VPB	21,931,600	23,354,604
NVL	20,490,100	15,178,428

交易量排名/ 股碼	成交值	30 日均
SHS	10,358,905	16,602,804
CEO	6,806,328	8,681,402
PVS	5,224,453	5,584,741
IDC	2,126,980	2,773,179
SJE	1,987,000	69

交易量排 名/股碼	成交值	30 日均
BSR	5,513,616	9,600,435
ABB	1,043,380	969,635
C4G	995,211	3,054,322
SBS	762,465	1,993,214
OIL	646,210	1,025,603

資料源: Bloomberg & Yuanta Research

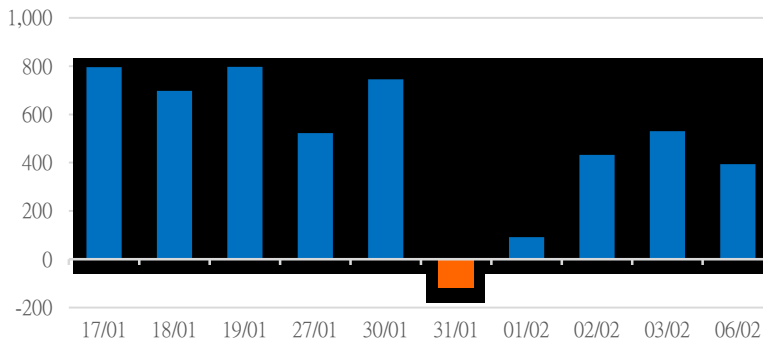
各行業板塊的交易走勢



資料源: FiinPro - YSVN

外資買進賣統計

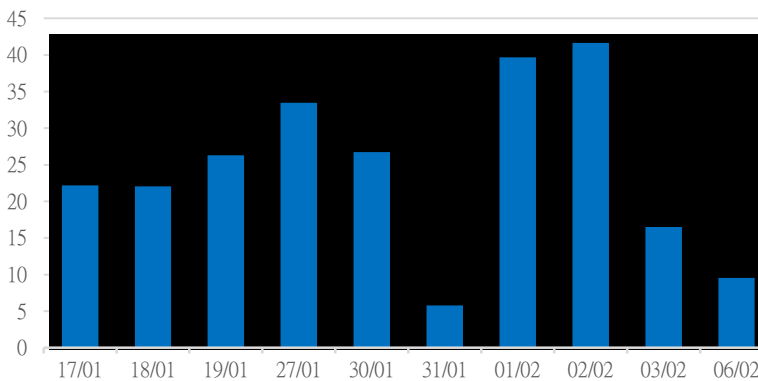
HSX 外資每日買/賣超



證券代碼	買超金額 (Mil.VND)	證券代碼	賣超金額 (Mil.VND)
STB	126,728	DPM	48,290
SSI	42,302	DXG	16,919
VCB	31,083	BID	16,863
VND	29,627	PVT	13,585
KBC	28,528	KDH	11,311

HSX 外資買/賣超的前 5 名

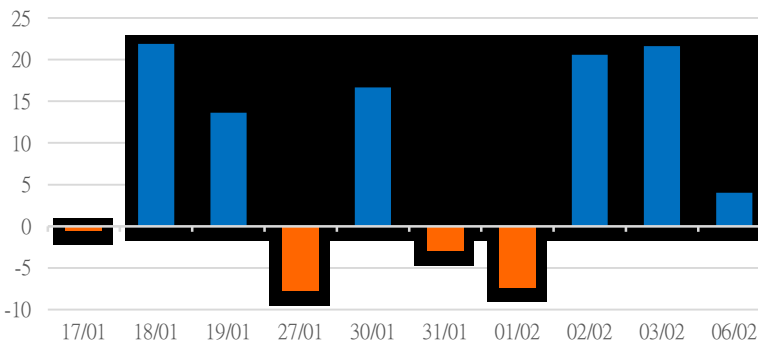
HNX 外資每日買/賣超



證券代碼	買超金額 (Mil.VND)	證券代碼	賣超金額 (Mil.VND)
IDC	2,688	HMH	173
PVS	2,446	IDV	109
SHS	1,325	THD	69
CEO	1,074	PLC	55
HUT	1,026	HAD	47

HNX 外資買/賣超的前 5 名

UPCOM 外資每日買/賣超



證券代碼	買超金額 (Mil.VND)	證券代碼	賣超金額 (Mil.VND)
BSR	1,869	SIP	276
VEA	952	VGT	130
QNS	385	HU4	63
ACV	381	VGG	15
MML	350	TTN	4

UPCOM 外資買/賣超的前 5 名

源: FiinPro - YSVN

自營統計

證券代碼	買超金額 (Mil.VND)	證券代碼	賣超金額 (Mil.VND)
MWG	20,104	FPT	20,738
GMD	8,225	VCB	13,970
OCB	6,884	VPB	13,573
KDH	3,484	ACB	10,985
DXS	2,210	FUEVFNVD	10,591

HSX 自營交易最大前名

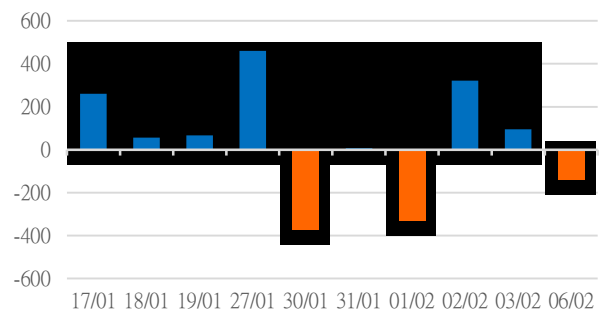
證券代碼	買超金額 (Mil.VND)	證券代碼	賣超金額 (Mil.VND)
		THD	16
		IDC	7.9
		PVS	4.7

HNX 自營交易最大前名

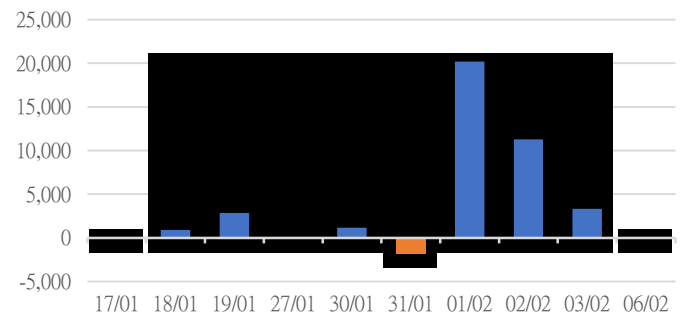
證券代碼	買超金額 (Mil.VND)	證券代碼	賣超金額 (Mil.VND)
MCH	512	BSR	1,660

UPCoM 自營交易最大前名

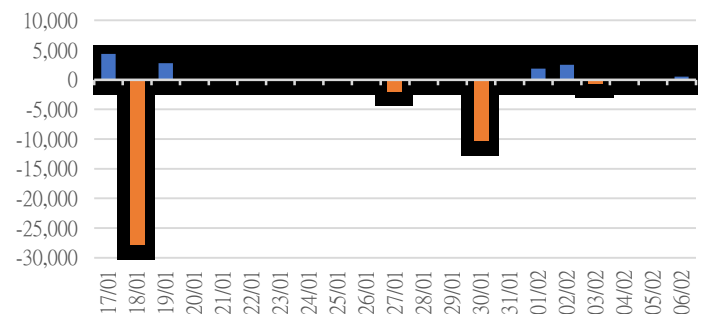
HSX 自營交易每日買/賣超 (BiL.VND)



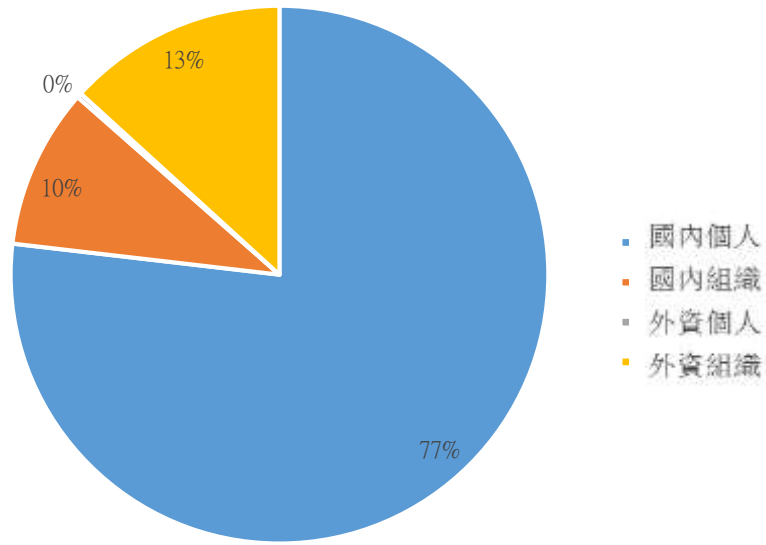
HNX 自營交易每日買/賣超 (Mil.VND)



UPCoM 自營交易每日買/賣超 (Mil.VND)

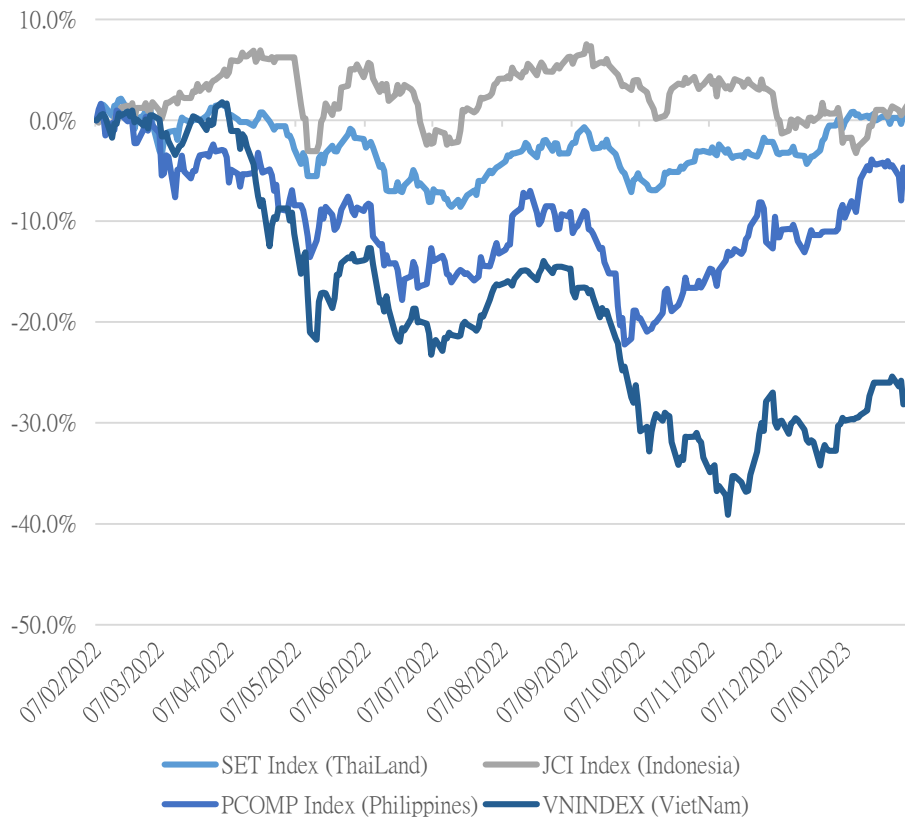


越南證券市場投資人類別統計



資料源: FiinPro - YSVN

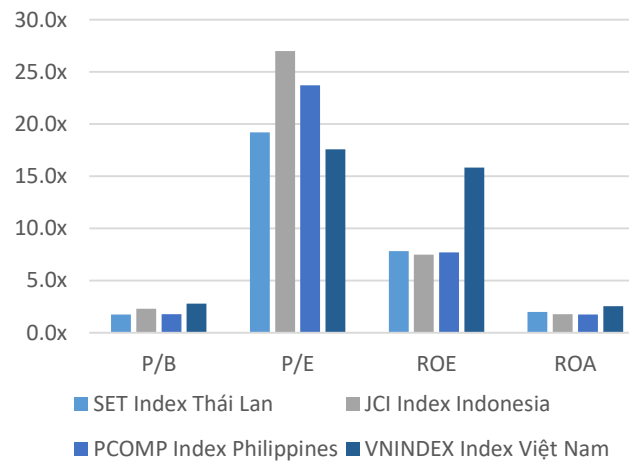
東南亞主要市場走勢比較



東南亞主要市場數據

		Thailand	Indonesia	Philippines	Vietnam
P/B		1.7x	2.0x	1.7x	1.8x
P/E		17.7x	15.3x	16.1x	13.9x
ROE	%	9.31	13.49	10.86	14.59
ROA	%	2.36	3.71	2.48	2.18
Vốn hóa	Tỷ USD	614.70	633.16	180.80	183.16
GTGD	Triệu USD	1.59	0.64	0.23	0.39
LS cổ tức	%	2.72	2.62	2.01	1.81

源: Bloomberg & YSVN



元大證券（越南）公司

個人客戶分析部

Nguyễn Thế Minh
研究分析經理
+84 28 3622 6868 ext 3826
minh.nguyen@yuanta.com.vn

Lý Thị Hiền
研究分析主管
+84 28 3622 6868 ext 3908
hien.ly@yuanta.com.vn

Quách Đức Khánh
研究分析副主管
+84 28 3622 6868 ext 3833
khanh.quach@yuanta.com.vn

Khổng Hữu Hiệp
高級分析專員
+84 28 3622 6868 ext 3912
hiep.khong@yuanta.com.vn

Nguyễn Trịnh Ngọc Hồng
高級分析專員
+84 28 3622 6868 ext 3832
hong.nguyen@yuanta.com.vn

Phạm Tấn Phát
高級分析專員
+84 28 3622 6868 ext 3880
phat.pham@yuanta.com.vn

個人客戶業務部

Phạm Đắc Thành
北部分行經理
+84 28 3622 6868 ext 3416
thanh.pham@yuanta.com.vn

Võ Thị Thu Thủy
平陽分行經理
+84 28 3622 6868 ext 3505
thuy.vo@yuanta.com.vn

Lương Kỳ Ty
堤岸分行經理
+84 28 3622 6868 ext 3653
ty.luong@yuanta.com.vn

Bùi Quốc Phong
同奈分行經理
+84 28 3622 6868 ext 3701
phong.bui@yuanta.com.vn

Võ Đình Tuấn
峴港分行經理
+84 28 3622 6868 ext 3301
tuan.vo@yuanta.com.vn

Nguyễn Việt Quang
河內分行經理
+84 28 3622 6868 ext 3404
quang.nguyen@yuanta.com.vn

Đinh Thị Thu Cúc
頭頓分行經理
+84 28 3622 6868 ext 3203
cuc.dinh@yuanta.com.vn

Appendix A: Important Disclosures

Analyst Certification

Each research analyst primarily responsible for the content of this research report, in whole or in part, certifies that with respect to each security or issuer that the analyst covered in this report: (1) all of the views expressed accurately reflect his or her personal views about those securities or issuers; and (2) no part of his or her compensation was, is, or will be, directly or indirectly, related to the specific recommendations or views expressed by that research analyst in the research report.

Ratings Definitions

BUY: We have a positive outlook on the stock based on our expected absolute or relative return over the investment period. Our thesis is based on our analysis of the company's outlook, financial performance, catalysts, valuation and risk profile. We recommend investors add to their position.

HOLD-Outperform: In our view, the stock's fundamentals are relatively more attractive than peers at the current price. Our thesis is based on our analysis of the company's outlook, financial performance, catalysts, valuation and risk profile.

HOLD-Underperform: In our view, the stock's fundamentals are relatively less attractive than peers at the current price. Our thesis is based on our analysis of the company's outlook, financial performance, catalysts, valuation and risk profile.

SELL: We have a negative outlook on the stock based on our expected absolute or relative return over the investment period. Our thesis is based on our analysis of the company's outlook, financial performance, catalysts, valuation and risk profile. We recommend investors reduce their position.

Under Review: We actively follow the company, although our estimates, rating and target price are under review.

Restricted: The rating and target price have been suspended temporarily to comply with applicable regulations and/or Yuanta policies.

Note: Yuanta research coverage with a Target Price is based on an investment period of 12 months. Greater China Discovery Series coverage does not have a formal 12 month Target Price and the recommendation is based on an investment period specified by the analyst in the report.

Global Disclaimer

© 2018 Yuanta. All rights reserved. The information in this report has been compiled from sources we believe to be reliable, but we do not hold ourselves responsible for its completeness or accuracy. It is not an offer to sell or solicitation of an offer to buy any securities. All opinions and estimates included in this report constitute our judgment as of this date and are subject to change without notice.

This report provides general information only. Neither the information nor any opinion expressed herein constitutes an offer or invitation to make an offer to buy or sell securities or other investments. This material is prepared for general circulation to clients and is not intended to provide tailored investment advice and does not take into account the individual financial situation and objectives of any specific person who may receive this report. Investors should seek financial advice regarding the appropriateness of investing in any securities, investments or investment strategies discussed or recommended in this report. The information contained in this report has been compiled from sources believed to be reliable but no representation or warranty, express or implied, is made as to its accuracy, completeness or correctness. This report is not (and should not be construed as) a solicitation to act as securities broker or dealer in any jurisdiction by any person or company that is not legally permitted to carry on such business in that jurisdiction.

Yuanta research is distributed in the United States only to Major U.S. Institutional Investors (as defined in Rule 15a-6 under the Securities Exchange Act of 1934, as amended and SEC staff interpretations thereof). All transactions by a US person in the securities mentioned in this report must be effected through a registered broker-dealer under Section 15 of the Securities Exchange Act of 1934, as amended. Yuanta research is distributed in Taiwan by Yuanta Securities Investment Consulting. Yuanta research is distributed in Hong Kong by Yuanta Securities (Hong Kong) Co. Limited, which is licensed in Hong Kong by the Securities and Futures Commission for regulated activities, including Type 4 regulated activity (advising on securities). In Hong Kong, this research report may not be redistributed, retransmitted or disclosed, in whole or in part or any form or manner, without the express written