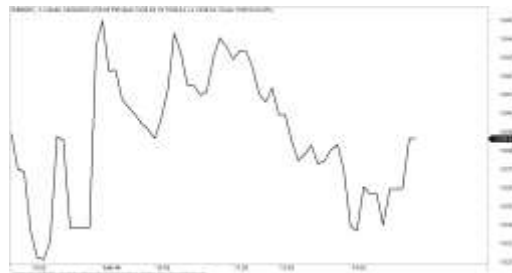
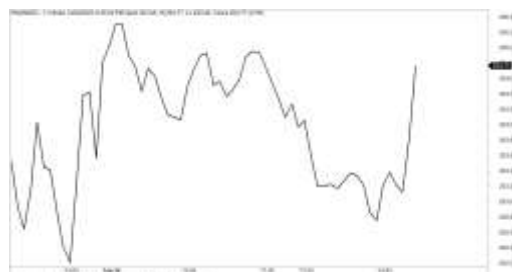


**當日市場：鋼鐵股、證券股復甦好於市場**
**2023/02/15**
**市場走勢**

市場指數	VNI	HNI	UPCOM
<b>收盤</b>	1,038.64	204.86	77.94
%日	-0.48%	0.18%	0.96%
%週	-2.55%	-2.45%	3.18%
%月	-2.03%	-3.03%	8.11%
%年	-29.44%	-51.34%	-29.69%
<b>成交值(Bil.VND)</b>			
當日	9,763	1,044	442
日均量/週	8,910	812	370
日均量/月	11,007	1,049	432
<b>外資進出</b>			
買進	1,066.63	20.83	8.85
賣出	1,009.76	5.68	2.44
買賣超	56.86	15.15	6.41
<b>市場漲跌家數</b>			
上漲	138	98	149
下跌	305	73	107
持平	56	73	84
<b>市場指標</b>			
P/E	11.75	14.94	12.07
總市值 (兆盾)	4,197	259	987
股息殖利率	2.79%	6.20%	4.01%

資料源: Bloomberg - YSVN

**VNINDEX**

**HNIINDEX**

**市場走勢**

市場處於震盪的階段，並在指數中出現分化。具體而言，VN-Index 收於 1038.64 點，相當於下跌 0.48%，HNX-Index 上漲 0.18%，Upcom-Index 上漲 0.96%。3 大市場的交易額均下降至 6 兆 2,250 億越南盾，相當於下降至數月低點。

房地產和建築股繼續被強勁拋售，如 VHM (-3.7%)、NVL (-6.6%)、PDR (-5.8%) 以及 BID (-2.3%)、SAB (-2%)、VPB (-1.8%)、VRE (-1.8%) 等導致指數下跌最多的股票。另一方面，TPB 和 HPG 是 VN30-Index 籃子中唯一上漲超過 2% 的兩檔股票。

與市場相反，鋼鐵和證券股積極上漲，其中包括 HPG、HSG、NKG、VGS、VND、SSI 等。

外資在整個市場逆轉買超 780 億越南盾，其中 HPG (960 億)、KBC (220 億) 和越南盾 (190 億) 在買超方面領先。另一方面，VIC (430 億)、STB (410 億)、VHM (360 億) 被拋售最多的股票。

**市場短期觀點**

我們認為市場在下個交易日可能會復甦，VN-Index 可能會在 1,037 點附近波動。同時，短期風險依然較大，顯示市場在短期內仍可能延續下跌趨勢。更不利的情況是 VN-Index 突破 1037 點，則可能下跌至 1010 點的下一個支撐位，因此短期投資者在近期應限制新買。此外，短期情緒指標繼續下跌，顯示投資者對當前的走勢仍持悲觀態度。

大盤的短期走勢依然下跌。因此，我們建議短期投資者可以繼續觀察市場，並在此期間限制新買。

請在 <https://ysradar.yuanta.com.vn/> 查看有關股票的信號。

技術分析圖



指數技術分析圖 VN-Index



指數技術分析圖 HNX-Index

指數	短期趨勢	中期趨勢	阻力區 1	阻力區 2	支撐區 1	支撐區 2
VN-Index	下跌	上漲	1110	1130	870	800
HNX-Index	下跌	上漲	197	210	189	160
VN30	下跌	上漲	1120	1140	980	960
VNMidcaps	下跌	上漲	1,030	1200	963	900
VNSmallcaps	上漲	上漲	1000	1150	804	750

**胡志明市交易所 (HSX)**

	收盤	漲跌%
VNI	1038.64	-0.48%
VN30	1034.93	-0.53%
VN Mid	1276.36	0.56%
VN Small	1084.28	0.85%

**河內交易所 (HSX)**

	收盤	漲跌%
HNI	204.86	0.18%
HN30	347.28	0.76%
VNX AllSh	983.94	-0.13%

**UPCOM 市場 (UPCoM)**

	收盤	漲跌%
UPCoM	77.94	0.96%

外資交易	成交值 (Bil.VND)
買進	1066.63
賣出	1009.76
買超/賣超	56.86

外資交易	成交值 (Bil.VND)
買進	20.83
賣出	5.68
買超/賣超	15.15

外資交易	成交值 (Bil.VND)
買進	8.85
賣出	2.44
買超/賣超	6.41

上漲排名/ 股碼	漲跌(VND)	漲跌%
APG	410	6.98%
HDC	1700	6.20%
CKG	1000	5.13%
CSV	1400	4.98%
BMP	2800	4.73%

上漲排名/ 股碼	漲跌(VND)	漲跌%
APS	400	4.82%
VGS	500	4.31%
TIG	300	3.75%
TVD	500	3.52%
IDC	1000	2.66%

上漲排名/ 股碼	漲跌(VND)	漲跌%
VNZ	154100	15.00%
CST	831	4.03%
BVB	252	2.45%
OIL	170	1.98%
C4G	172	1.69%

下跌排名/ 股碼	漲跌(VND)	漲跌%
HPX	-300	-6.82%
NVL	-850	-6.64%
PDR	-650	-5.78%
NHH	-800	-5.33%
DXG	-550	-5.09%

下跌排名/ 股碼	漲跌(VND)	漲跌%
EVS	-400	-4.12%
MBG	-100	-2.04%
BCC	-200	-1.82%
VC3	-400	-1.41%
THD	-400	-1.04%

下跌排名/ 股碼	漲跌(VND)	漲跌%
SSH	-1835	-2.92%
SIP	-1644	-2.00%
BSR	-243	-1.54%
DRI	-113	-1.49%
DDV	-93	-1.11%

\*備註: 市值>5,000 億盾; 成交值>15 億盾

市值排名/ 股碼	Bil.VND
VCB	442,490
BID	224,598
VIC	203,664
GAS	202,687
VHM	193,334

市值排名/ 股碼	Bil.VND
KSF	15,570
THD	13,510
BAB	12,628
IDC	12,408
PVS	11,615

市值排名/ 股碼	Bil.VND
ACV	183,872
VGI	61,613
MCH	52,248
VEA	51,205
BSR	48,920

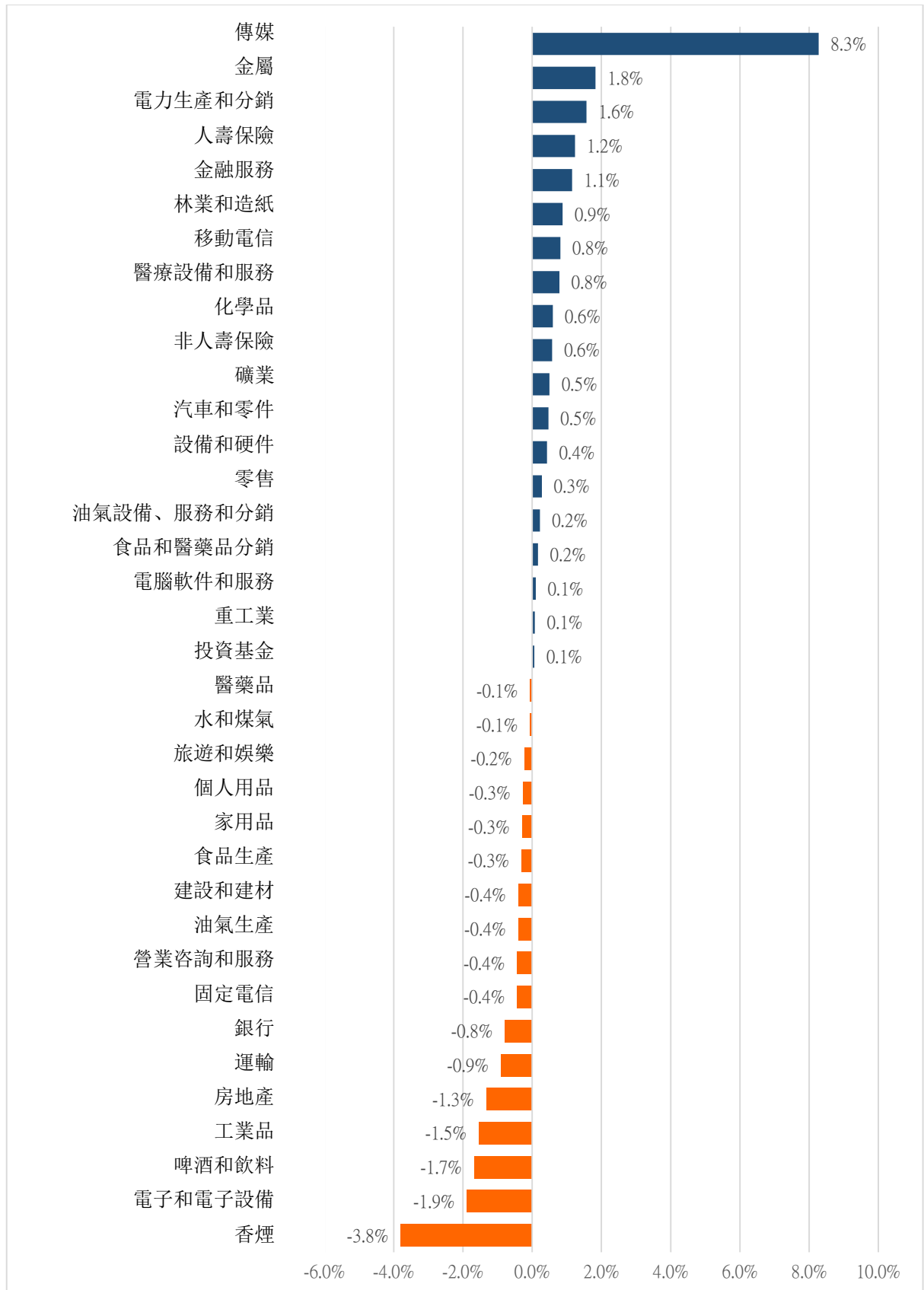
交易量排名/ 股碼	成交值	30 日均
VPB	20,293,000	21,168,217
NVL	18,870,800	15,323,261
HPG	17,294,600	29,968,666
HSG	15,714,800	16,192,830
PDR	13,261,500	7,080,178

交易量排名/ 股碼	成交值	30 日均
SHS	5,862,145	16,807,680
CEO	4,227,034	9,134,005
PVS	3,524,610	5,861,209
IDC	2,125,785	2,953,010
TNG	1,362,084	2,174,533

交易量排 名/股碼	成交值	30 日均
BSR	4,990,554	10,023,997
VHG	2,845,301	1,532,374
DDV	1,548,500	710,033
C4G	1,008,047	2,840,259
NED	980,000	233,380

資料源: Bloomberg & Yuanta Research

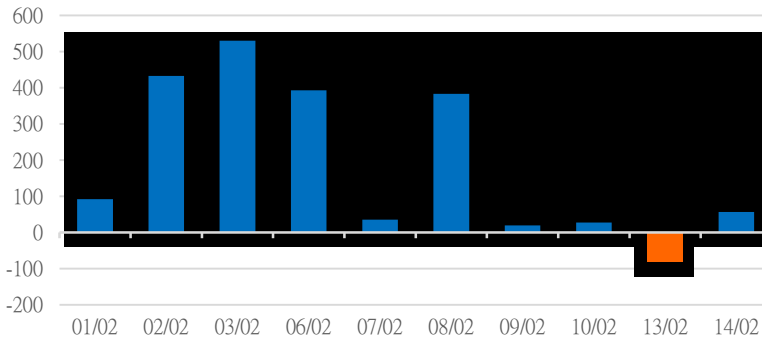
各行業板塊的交易走勢



資料源: FiinPro - YSVN

外資買進賣統計

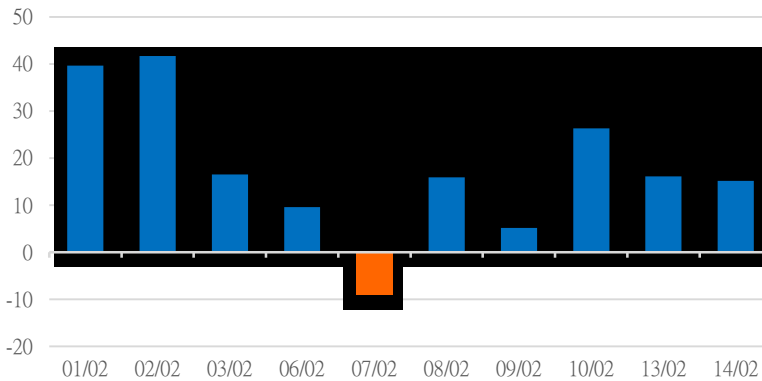
HSX 外資每日買/賣超



證券代碼	買超金額 (Mil.VND)	證券代碼	賣超金額 (Mil.VND)
HPG	96,100	VIC	43,173
KBC	21,746	STB	40,206
VND	18,873	VHM	35,504
HSG	14,544	DXG	22,044
MSN	11,773	DGC	17,248

HSX 外資買/賣超的前 5 名

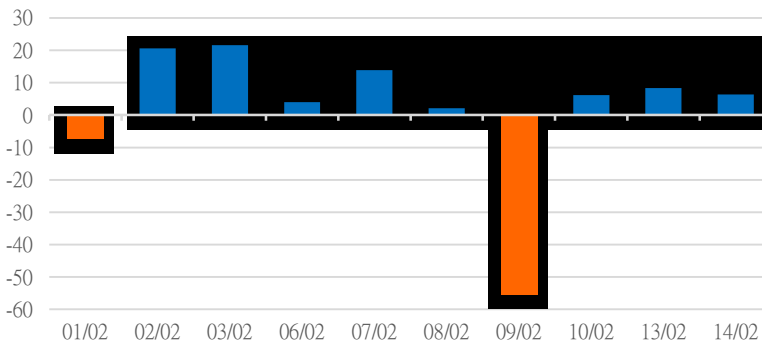
HNX 外資每日買/賣超



證券代碼	買超金額 (Mil.VND)	證券代碼	賣超金額 (Mil.VND)
IDC	6,224	THD	1,780
CEO	3,957	NVB	383
TNG	2,952	VCS	275
PVS	2,026	ONE	113
HUT	579	MBS	23

HNX 外資買/賣超的前 5 名

UPCOM 外資每日買/賣超



證券代碼	買超金額 (Mil.VND)	證券代碼	賣超金額 (Mil.VND)
QNS	3,230	ACV	717
BSR	3,190	VTP	430
VEA	565	OIL	241
TCW	216	VGI	147
CNC	213	AAS	71

UPCOM 外資買/賣超的前 5 名

源: FiinPro - YSVN

自營統計

證券代碼	買超金額 (Mil.VND)	證券代碼	賣超金額 (Mil.VND)
KDH	5,793	FUEVFNVD	18,376
HDG	3,371	FPT	11,239
DXS	1,938	VPB	9,581
POW	1,658	ACB	9,445
OCB	1,270	VNM	9,272

HSX 自營交易最大前名

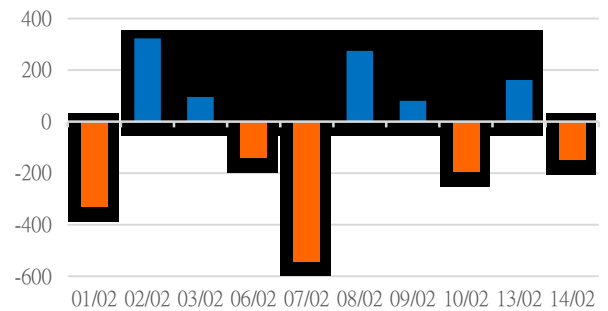
證券代碼	買超金額 (Mil.VND)	證券代碼	賣超金額 (Mil.VND)
		DVM	5

HNX 自營交易最大前名

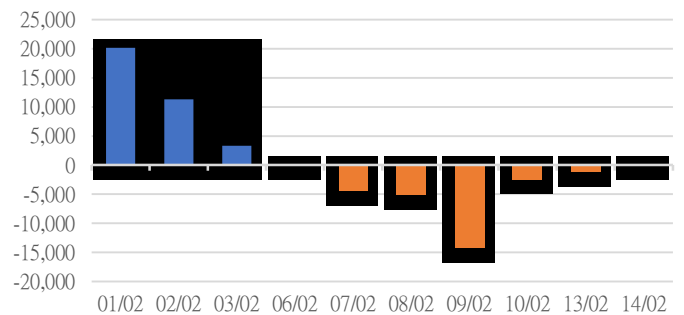
證券代碼	買超金額 (Mil.VND)	證券代碼	賣超金額 (Mil.VND)
		BSR	1,565

UPCoM 自營交易最大前名

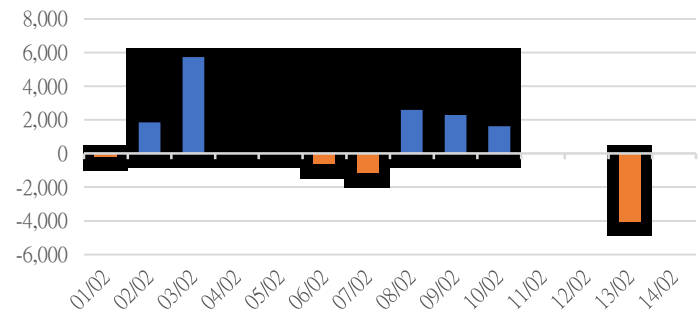
HSX 自營交易每日買/賣超 (Bil.VND)



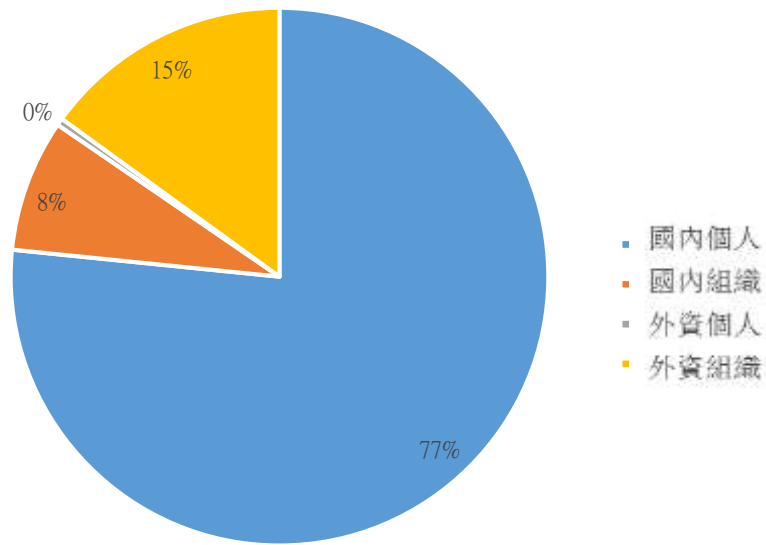
HNX 自營交易每日買/賣超 (Mil.VND)



UPCoM 自營交易每日買/賣超 (Mil.VND)

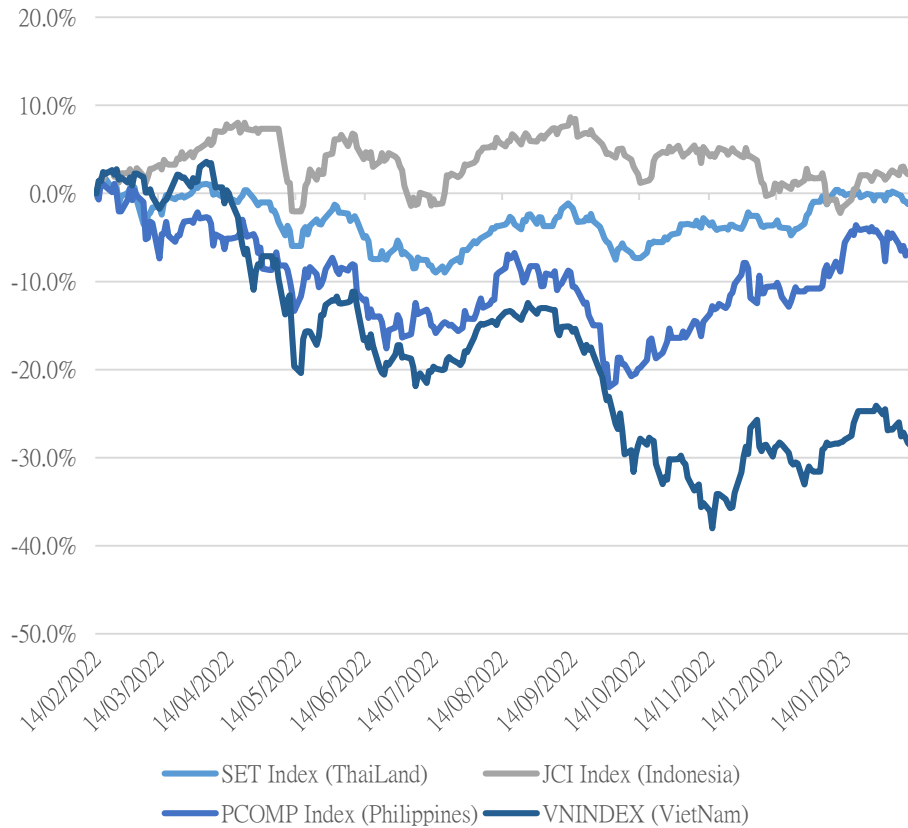


越南證券市場投資人類別統計



資料源: FiiPro - YSVN

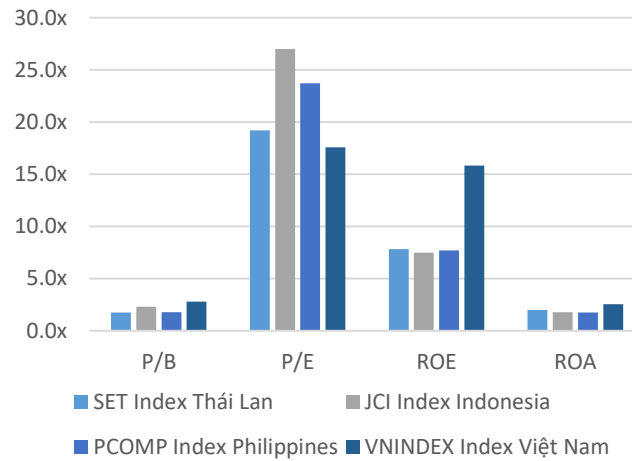
東南亞主要市場走勢比較



東南亞主要市場數據

		Thailand	Indonesia	Philippines	Vietnam
P/B		1.7x	2.0x	1.7x	1.7x
P/E		17.4x	15.2x	15.8x	13.7x
ROE	%	9.31	13.47	10.86	14.16
ROA	%	2.36	3.71	2.48	2.19
Vốn hóa	Tỷ USD	600.20	626.05	179.71	178.61
GTGD	Triệu USD	1.59	0.58	0.07	0.28
LS cổ tức	%	2.75	2.61	2.11	1.71

源: Bloomberg & YSVN





## 元大證券（越南）公司

### 個人客戶分析部

**Nguyễn Thế Minh**  
研究分析經理  
+84 28 3622 6868 ext 3826  
minh.nguyen@yuanta.com.vn

**Lý Thị Hiền**  
研究分析主管  
+84 28 3622 6868 ext 3908  
hien.ly@yuanta.com.vn

**Quách Đức Khánh**  
研究分析副主管  
+84 28 3622 6868 ext 3833  
khanh.quach@yuanta.com.vn

**Khổng Hữu Hiệp**  
高級分析專員  
+84 28 3622 6868 ext 3912  
hiep.khong@yuanta.com.vn

**Nguyễn Trịnh Ngọc Hồng**  
高級分析專員  
+84 28 3622 6868 ext 3832  
hong.nguyen@yuanta.com.vn

**Phạm Tấn Phát**  
高級分析專員  
+84 28 3622 6868 ext 3880  
phat.pham@yuanta.com.vn

### 個人客戶業務部

**Phạm Đắc Thành**  
北部分行經理  
+84 28 3622 6868 ext 3416  
thanh.pham@yuanta.com.vn

**Võ Thị Thu Thủy**  
平陽分行經理  
+84 28 3622 6868 ext 3505  
thuy.vo@yuanta.com.vn

**Lương Kỳ Ty**  
堤岸分行經理  
+84 28 3622 6868 ext 3653  
ty.luong@yuanta.com.vn

**Bùi Quốc Phong**  
同奈分行經理  
+84 28 3622 6868 ext 3701  
phong.bui@yuanta.com.vn

**Võ Đình Tuấn**  
峴港分行經理  
+84 28 3622 6868 ext 3301  
tuan.vo@yuanta.com.vn

**Nguyễn Việt Quang**  
河內分行經理  
+84 28 3622 6868 ext 3404  
quang.nguyen@yuanta.com.vn

**Đinh Thị Thu Cúc**  
頭頓分行經理  
+84 28 3622 6868 ext 3203  
cuc.dinh@yuanta.com.vn

## Appendix A: Important Disclosures

### Analyst Certification

Each research analyst primarily responsible for the content of this research report, in whole or in part, certifies that with respect to each security or issuer that the analyst covered in this report: (1) all of the views expressed accurately reflect his or her personal views about those securities or issuers; and (2) no part of his or her compensation was, is, or will be, directly or indirectly, related to the specific recommendations or views expressed by that research analyst in the research report.

### Ratings Definitions

**BUY:** We have a positive outlook on the stock based on our expected absolute or relative return over the investment period. Our thesis is based on our analysis of the company's outlook, financial performance, catalysts, valuation and risk profile. We recommend investors add to their position.

**HOLD-Outperform:** In our view, the stock's fundamentals are relatively more attractive than peers at the current price. Our thesis is based on our analysis of the company's outlook, financial performance, catalysts, valuation and risk profile.

**HOLD-Underperform:** In our view, the stock's fundamentals are relatively less attractive than peers at the current price. Our thesis is based on our analysis of the company's outlook, financial performance, catalysts, valuation and risk profile.

**SELL:** We have a negative outlook on the stock based on our expected absolute or relative return over the investment period. Our thesis is based on our analysis of the company's outlook, financial performance, catalysts, valuation and risk profile. We recommend investors reduce their position.

**Under Review:** We actively follow the company, although our estimates, rating and target price are under review.

**Restricted:** The rating and target price have been suspended temporarily to comply with applicable regulations and/or Yuanta policies.

Note: Yuanta research coverage with a Target Price is based on an investment period of 12 months. Greater China Discovery Series coverage does not have a formal 12 month Target Price and the recommendation is based on an investment period specified by the analyst in the report.

### Global Disclaimer

© 2018 Yuanta. All rights reserved. The information in this report has been compiled from sources we believe to be reliable, but we do not hold ourselves responsible for its completeness or accuracy. It is not an offer to sell or solicitation of an offer to buy any securities. All opinions and estimates included in this report constitute our judgment as of this date and are subject to change without notice.

This report provides general information only. Neither the information nor any opinion expressed herein constitutes an offer or invitation to make an offer to buy or sell securities or other investments. This material is prepared for general circulation to clients and is not intended to provide tailored investment advice and does not take into account the individual financial situation and objectives of any specific person who may receive this report. Investors should seek financial advice regarding the appropriateness of investing in any securities, investments or investment strategies discussed or recommended in this report. The information contained in this report has been compiled from sources believed to be reliable but no representation or warranty, express or implied, is made as to its accuracy, completeness or correctness. This report is not (and should not be construed as) a solicitation to act as securities broker or dealer in any jurisdiction by any person or company that is not legally permitted to carry on such business in that jurisdiction.

Yuanta research is distributed in the United States only to Major U.S. Institutional Investors (as defined in Rule 15a-6 under the Securities Exchange Act of 1934, as amended and SEC staff interpretations thereof). All transactions by a US person in the securities mentioned in this report must be effected through a registered broker-dealer under Section 15 of the Securities Exchange Act of 1934, as amended. Yuanta research is distributed in Taiwan by Yuanta Securities Investment Consulting. Yuanta research is distributed in Hong Kong by Yuanta Securities (Hong Kong) Co. Limited, which is licensed in Hong Kong by the Securities and Futures Commission for regulated activities, including Type 4 regulated activity (advising on securities). In Hong Kong, this research report may not be redistributed, retransmitted or disclosed, in whole or in part or any form or manner, without the express written